

The Perth Air Quality Management Plan (AQMP) was released in December 2000. The Plan aims to ensure that clean air is achieved and maintained throughout the Perth metropolitan region to 2030 and beyond.

The short-term and long-term actions within the Perth AQMP address a variety of issues through eight key initiatives, comprising: Land Use and Transport Planning; Vehicle Emissions Management; Health Effects Research and Indoor Air Quality; Monitoring and Modelling; Industrial Emissions Management; Small to Medium Enterprise Emissions Management; Haze Reduction; and Smoke Management.

Some recent highlights include:

BurnWise



The Department of Environment Regulation's (DER) BurnWise program promotes responsible wood heater operation. BurnWise provides:

- support and tools for local government Environmental Health Officers to reduce the impacts of wood smoke in their communities;
- workshops on the BurnWise wood smoke management guide; and
- community education using the wood heater demonstration trailer.



Highlights 2015-16

- Delivered BurnWise workshops on the wood smoke management guide and use of toolkits to local government Environmental Health Officers in Albany, Mundaring and Canning.



BurnWise
Wood smoke management guide

Department of Western Australia
Department of Environment Regulation

CleanRun




CleanRun is a DER program consisting of a range of targeted initiatives to reduce vehicle emissions including:

- roadside vehicle emissions monitoring and free health checks of vehicle emissions using the remote sensing device (RSD); and
- the Smoky Vehicle Reporting Program for community reporting of smoky vehicles.

Highlights 2015-16

- Tested emissions from over 21,000 vehicles using the RSD in Mandurah, Carlisle, Morley, Wembley Downs, Kardinya, and Wangara in March and April 2016. Drivers received an instant roadside rating of good, fair or poor via a smart sign.
- A total of 426 smoky vehicles were reported through the online Smoky Vehicle Reporting Program, a 60 per cent increase from 2014-15. Reported vehicles received advisory letters.



RAC Autonomous Shuttle Bus



RAC is leading the way in automated vehicle technology with a staged trial of a driverless and fully electric shuttle bus. A first in Australia, the technology is being developed in conjunction with the Department of Transport and local governments to comply with road and vehicle safety standards. The innovative shuttle bus will deliver a suite of benefits, including:

- lowering emissions and impacts on health and the environment;
- developing innovative modes of transport; and
- delivering the shuttle bus onto Perth roads.

This trial affords Western Australians the chance to see the technology developing as more is learned about it in preparation for driverless vehicles becoming part of the WA fleet.



Highlights 2015-16

- RAC is working with the Western Australian Government to progress necessary approvals.
- The trial has three stages: closed testing stage; on public road but closed to public; and on public road open to public.
- The shuttle can transport up to 11 passengers and has a maximum speed of 45 km/h and an average operating speed of 25 km/h.
- The shuttle is fully autonomous.

Your Move and TravelSmart



Your Move and TravelSmart are Department of Transport and Department of Sport and Recreation programs supported by the RAC and the Cities of Cockburn and Wanneroo. These programs encourage people to walk, cycle or use public transport rather than using their cars.

- Your Move is a combined active transport and physical activity behaviour-change project delivered directly to households.
- TravelSmart assists workplaces, schools, institutions and local governments to self-manage the promotion of sustainable transport options to staff, customers and local communities.

Highlights 2015-16

- Launched in 2015, Your Move has been very popular with the community, reaching its recruitment target of 10,250 households in five weeks.
- Your Move Wanneroo successfully concluded with nine in every 10 participants recommending the program to others and 73 per cent stating the program had changed their life for the better.
- Over half of Your Move Wanneroo participants made active transport goals and commitments to change their transport behaviour.
- Thirty-six schools and workplaces actively participated in TravelSmart to Workplaces and TravelSmart to Schools. TravelSmart to Workplaces and TravelSmart to Schools has begun transitioning for integration into the Your Move program.
- Walk Over October supported 94 schools in promoting Walk to School Day and its many benefits while advancing media coverage, publicising varied messages at train stations and incoming city trains.
- Westcycle, in collaboration with the Department of Transport, delivered Bike Week, resulting in 12,000 participants coming together from local communities and bike riding groups in large participation events.

About the Air Quality Coordinating Committee

The Air Quality Coordinating Committee (AQCC) is comprised of representatives from State Government, industry, business and the community. AQCC's role is to monitor the implementation of the [Perth Air Quality Management Plan](#), reviewing its progress as it moves towards achieving its aims.

AQCC members Membership as at 30 June 2016:

State Government

- Sarah McEvoy (Department of Environment Regulation) – Chair
- Jim Dodds (Department of Health)
- Brett Hughes (Department of Transport)
- Keith Low (Department of Parks and Wildlife)
- Loretta van Gasselt (Department of Planning)
- Kishor Dabasia (Department of Commerce)

Community

- Professor Philip Jennings (Conservation Council of Western Australia)
- Dr Sue Graham-Taylor (Pollution Action Network)
- Martin Chape (Community Member)

Business and Industry

- Julia Beijeman (WA Local Government Association)
- Chris Oughton (Kwinana Industries Council)
- Dr Regina Flugge (Royal Automobile Club of WA)

The Air Quality Coordinating Committee met three times between July 2015 and June 2016.

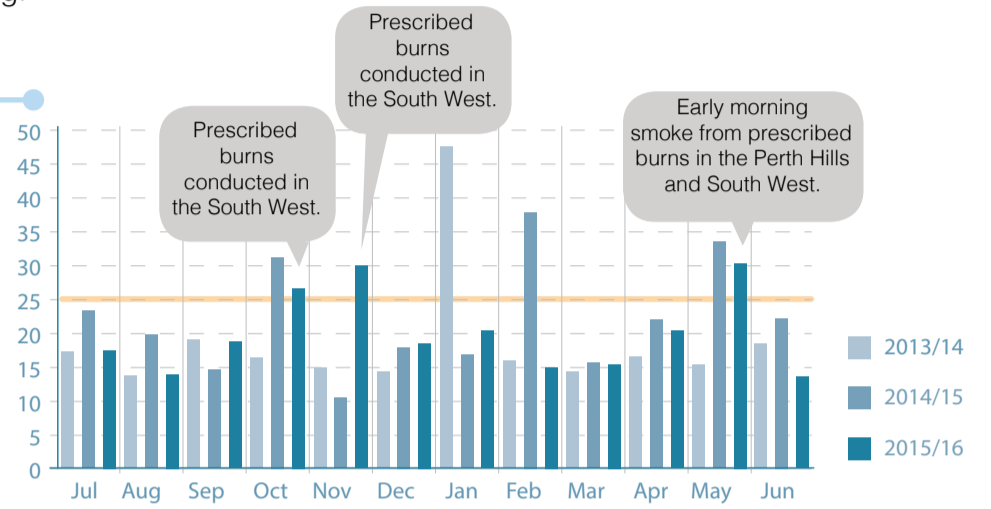
Contact the Air Quality Coordinating Committee

For more information, please contact the Secretary:
 Phone: 6467 5057
 Email: AQCCadmin@der.wa.gov.au
 or visit us at the [Air Quality Coordinating Committee, Department of Environment Regulation](#).

Air Pollutant Trends 2015-16

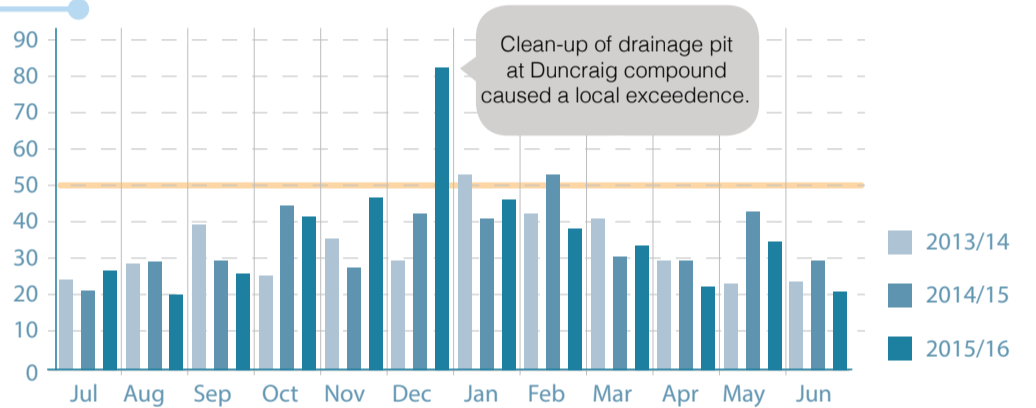
The graphs below show the maximum levels for fine particle (PM_{2.5}), coarse particles (PM₁₀), ozone and nitrogen dioxide from 1 July 2015 to 30 June 2016, recorded at Perth monitoring stations (Caversham, South Lake, Duncraig, Rolling Green, Quinns Rocks, Rockingham and Wattleup). For comparison, the diameter of a human hair is seven times the diameter of the largest coarse particle (PM₁₀). The high concentrations of particles were primarily due to natural dust, smoke haze and local vehicle emissions. The precursors for ozone (an indicator of photochemical smog) are produced predominantly by motor vehicles and industry. Nitrogen dioxide in cities is predominantly caused by motor vehicles and contributes to the formation of photochemical smog.

PM_{2.5} Particles



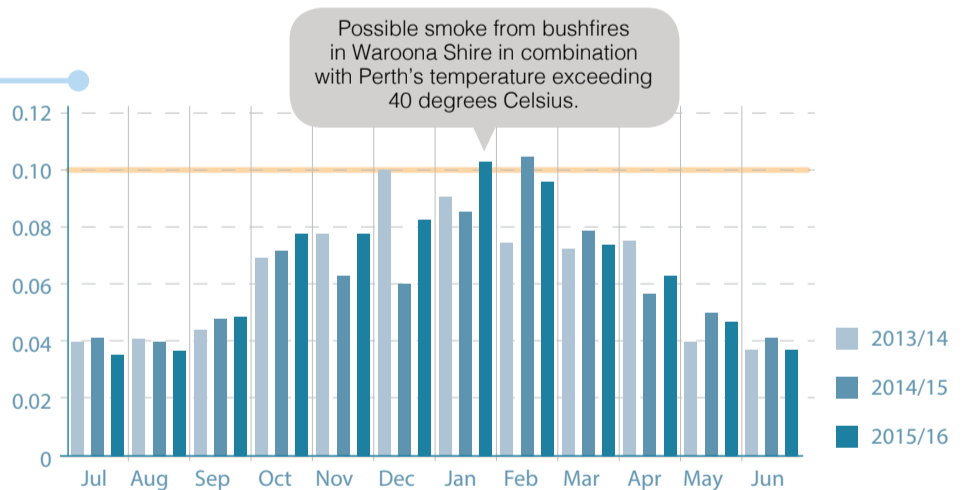
Column Graph = 24 hour averaged, Line graph = 24 hour advisory standard
 Monthly maximum 24 hour averaged PM_{2.5} particles from 1 July 2015 to 30 June 2016 and previous two years.

PM₁₀ Particles



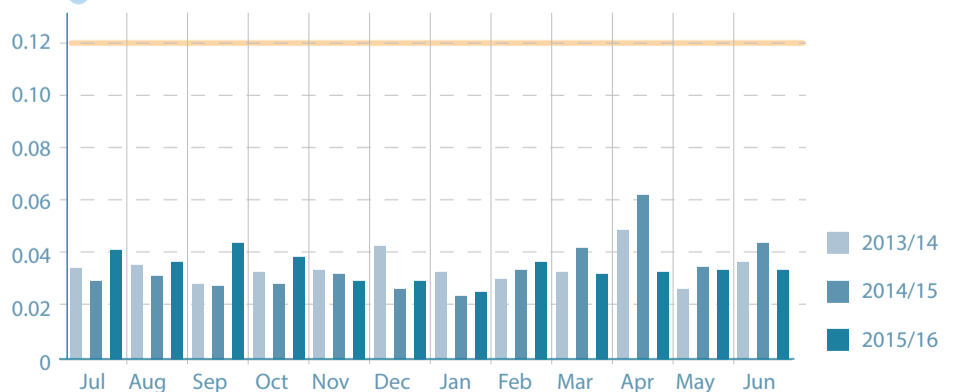
Column Graph = 24 hour averaged, Line graph = 24 hour standard
 Monthly maximum 24 hour averaged PM₁₀ particles from 1 July 2015 to 30 June 2016 and previous two years.

Ozone



Column Graph = 1 hour averaged, Line graph = 1 hour standard
 Monthly maximum one hour averaged ozone from 1 July 2015 to 30 June 2016 and previous two years.

Nitrogen dioxide



Column Graph = 1 hour averaged, Line graph = 1 hour standard
 Monthly maximum one hour averaged nitrogen dioxide from 1 July 2015 to 30 June 2016 and previous two years.

Further details on air pollutant trends in Perth can be found in the [2015 WA Air Monitoring Report](#) which is available on [DER's website](#). [An hourly update of air quality in WA](#) is also available on the [DER website](#).