November 2011

FORMER WASTE CONTROL SITE BELLEVUE WA

Annual Groundwater Monitoring Programme 2010

Submitted to:
Department of Environment and Conservation
The Atrium
168 St Georges Terrace
PERTH WA 6000

REPORT

Report Number. 087643011 147 R Rev1

Distribution:

1 copy - Department of Environment and Conservation (+1 electronic)
1 copy - Golder Associates

A world of capabilities delivered locally

Golder Associates

Table of Contents

1.0 INTRODUCTION 1

2.0 BACKGROUND 1

2.1 Site Description 1

2.2 Hydrogeological Setting 2

2.3 Monitoring Objectives 3

3.0 METHODOLOGY 4

3.1 Water Sampling 4

3.1.1 Suite 1 5

3.1.2 Suite 2 5

3.1.3 Suite 3 6

3.1.4 QA/QC 6

3.2 Sampling Locations 7

4.0 EVALUATION CRITERIA 7

5.0 2010 ANNUAL MONITORING RESULTS 8

5.1 Water Levels 8

5.1.1 Groundwater Movement 8

5.1.2 Groundwater Velocities 9

5.1.3 Vertical Hydraulic Gradients 10

5.2 Water Quality Results 13

5.2.1 Field Parameters 13

5.2.2 Upgradient 14

5.2.2.1 RBC Exceedences 14

5.2.2.2 Dissolved Metals 14

5.2.3 On-Site (former Waste Control site) 14

5.2.3.1 RBC Exceedences 14

5.2.3.2 Other Results 15

5.2.4 Lot 2 16

5.2.4.1 RBC Exceedences 16

5.2.4.2 Other Results 17

5.2.5 Southwest Industrial Area 17

5.2.5.1 RBC Exceedences ... 18
5.2.5.2 Other Results ... 18
5.2.6 Hanson ... 18
5.2.6.1 RBC Exceedences ... 18
5.2.6.2 Other Results ... 19
5.2.7 Damplands ... 19
5.2.7.1 RBC Exceedences ... 19
5.2.7.2 Other Results ... 20
5.2.8 Helena River ... 20
5.2.8.1 RBC Exceedences ... 21
5.2.8.2 Other Results ... 21
6.0 QUALITY ASSURANCE AND QUALITY CONTROL ... 21
6.1 Field Testing ... 22
6.2 Holding Times ... 22
6.2.1 Primary Laboratory (Leeder) ... 22
6.2.2 Secondary Laboratory (ALS) ... 22
6.3 Field Duplicates ... 22
6.3.1 Primary Laboratory (Leeder) ... 23
6.3.2 Secondary Laboratory (ALS) ... 24
6.4 Laboratory Duplicates ... 24
6.4.1 Primary Laboratory (Leeder) ... 24
6.4.2 Secondary Laboratory (ALS) ... 25
6.5 Blank Samples ... 25
6.5.1 Laboratory (Method) Blanks ... 25
6.5.1.1 Primary Laboratory (Leeder) ... 25
6.5.1.2 Secondary Laboratory (ALS) ... 25
6.5.2 Trip Blanks ... 25
6.6 Wash Blanks ... 25
6.7 Surrogate Recoveries ... 26
6.7.1 Primary Laboratory (Leeder) ... 26
6.7.2 Secondary Laboratory (ALS) ... 27
6.8 Spike Recoveries ... 27
6.8.1 Primary Laboratory (Leeder) ... 27

6.8.2 Secondary Laboratory (ALS) ... 27

6.9 Quality Assurance/Quality Control Summary ... 28

7.0 DISCUSSION ... 29

8.0 CONCLUSIONS AND RECOMMENDATIONS ... 30

9.0 REFERENCES ... 31

TABLES (WITHIN TEXT)

Table A: Summary of Hydrogeological Units ... 2

Table B: Groundwater Flow Direction and Gradient ... 8

Table C: Groundwater Flow Directions by Formation between 2005 and 2010 ... 9

Table D: Approximate Groundwater Velocities using May 2010 Hydraulic Gradients ... 10

Table E: Current and Historical Vertical Hydraulic Gradient Data ... 11

Table F: Summary of On-Site Results above Relevant RBC ... 15

Table G: Summary of Lot 2 Results above Relevant RBC ... 16

Table H: Summary of Southwest Industrial Area Results above Relevant RBC ... 18

Table I: Summary of Hanson Property Results above Relevant RBC ... 18

Table J: Summary of Damplands Results Above Relevant RBC ... 19

Table K: Summary of RBC Exceedences for the Helena River ... 21

Table L: Detections in Un-Used Rinse Water ... 26

Table M: Detections in Wash Blanks ... 26

FIGURES

Figure 1: Site Location Plan

Figure 2: Site Plan and Sample Locations

Figure 3: Groundwater Elevations and Inferred Groundwater Contours in the Regional Watertable

Figure 4: Groundwater Elevations and Inferred Groundwater Contours in the Base of Guildford Formation

Figure 5: Groundwater Concentrations (2010) Exceeding Human Health RBC

Figure 6: Damplands Groundwater Concentrations (2010) Exceeding Aquatic Screening Criteria

Figure 7: Distribution of TCE in Groundwater

Figure 8: Distribution of Chlorinated VOCS in the Regional Watertable

TABLES (AFTER TEXT)

Table 1: Site Groundwater Analytical results

Table 2: Lot 2 Groundwater Analytical Results

Table 3: Southwest Industrial Groundwater Analytical Results

Table 4: Upgradient Groundwater Analytical Results

Table 5: Hanson Groundwater Analysis

Table 6: Damplands Groundwater Analytical Results

Table 7: Helena River Analytical Results

Table 8: Water Level Data, 2000-2010, Former Waste Control Site, Bellevue

Table 9A: Vertical Hydraulic Gradients: Regional Watertable – Base of Guildford Formation (2000-2010)

Table 9B: Vertical Hydraulic Gradients: Base of Guildford Formation – Leederville Formation (2000-2010)

Table 9C: Vertical Hydraulic Gradients: Standing Water – Alluvium (2000-2010)

Table 10: Field Water Quality Results

Table 11: Field Calibration Checks

Table 12: RPDs for Groundwater Duplicate Samples

Table 13: Results of trip blanks, wash blanks and lab blanks

APPENDICES

APPENDIX A
Laboratory Certificates

APPENDIX B
Field Sheets

APPENDIX C
Calibration Sheets

APPENDIX D
Limitations

1.0 INTRODUCTION

The Department of Environment and Conservation (DEC) engaged Golder Associates Pty Ltd (Golder) to undertake the 2010 Annual Groundwater Monitoring Programme at the former Waste Control site in Bellevue, WA (the site). A location plan showing the regional setting of the site is included as Figure 1. Groundwater and surface water sampling locations are shown in Figure 2. This report presents the results and conclusions from the 2010 Annual Monitoring Programme. It does not present the results from monitoring wells located in the area of the recently installed Permeable Reactive Barrier (PRB), these results are located in Permeable Reactive Barrier Groundwater Monitoring – July 2010 Quarterly Results (Golder, 2010a).

2.0 BACKGROUND

A chemical/oil recycling and waste treatment facility operated at the site between 1987 and 2001. In February 2001, a large fire broke out at the site destroying the treatment and recycling plant and a stockpile of drummed waste chemicals. Several investigations of the site and surrounds have identified hydrocarbon and halogenated hydrocarbon groundwater contamination associated with the former chemical/oil recycling and waste treatment facility. Numerous groundwater monitoring wells have been installed, including the WCT Series (HRS, 2000), the WCB Series (DoE, 2001-2004), the MW Series (URS, 2002 and 2003), the MWG Series (Golder, 2008a) and a long-term permeable reactive barrier (PRB) monitoring system (Golder, 2009a).

Furthermore, results from investigations in 2008 and 2009 (Golder, 2009b) indicated that a separate off-site plume originated from a local source near the east end of Stanley Street containing TCE as the only organic contaminant. Potential groundwater impacts in the Damplands Area are primarily associated with the off-site TCE plume. The two separate plumes were interpreted to converge beneath the escarpment prior to entering the Damplands Area (Golder, 2009a). As a remediation strategy, a sequenced denitrification PRB and a zero valent iron (ZVI) PRB were installed into the Damplands Area with construction completed in May 2010.

Golder (2006a, 2008b, 2008c, and 2009c) conducted a health and ecological risk assessment of the groundwater and soil at the site and surrounds. Concentrations exceeding human health risk-based criteria (RBC) were identified at the site and Lot 2. In addition, several potential exceedences of health criteria were identified beneath the Hanson property, the Southwest Industrial Area and in the Damplands/Helena River. Concentrations exceeding ecological screening criteria and, where available, RBC, were identified in groundwater entering the Damplands and in groundwater currently in the Damplands.

Groundwater monitoring of the site is undertaken annually and the purpose of this report is to present the results from the 2010 Annual Monitoring Programme undertaken in May, June and July 2010.

2.1 Site Description

The former Waste Control site comprises Lots 88 and 99, in the suburb of Bellevue, WA. However, previous investigations have identified that off-site groundwater is also impacted. Bellevue is a semi-industrial suburb that contains both light industrial and residential properties. The lots where monitoring was undertaken during the 2010 annual monitoring are as follows:

- Lot 88 and 99 – the former Waste Control site
- Lot 5 Oliver Street – Hanson Property
- Lot 1 (commonly referred to as the Damplands)
- Lot 2 (Main Roads)
- Lot 87 – Stanley Street: A&P Transport
- Lot 82 – Street Address: 3 Stanley Street

- Portion of Stanley Street Road Reserve
- Upgradient of site on Irwin Street.

A location plan showing the regional setting of the study area is included as Figure 1. Current monitoring wells at the site are presented in Figure 2. For further detail on the site description, refer to Golder 2008a and 2008d.

2.2 Hydrogeological Setting

Regionally, Perth is underlain by a series of aquifers separated by confining beds. Three main aquifers have been identified (Commander, 2004), however, only the upper two aquifers have potential to be impacted beneath the study area:

- The unconfined Superficial Aquifer comprising the permeable units on the Swan Coastal Plain; the Guildford Formation and alluvial sediments. In the vicinity of the site, groundwater flows towards the Helena River but regionally it flows to the west. Elsewhere, this groundwater may be used for public water supply but in the vicinity of the site groundwater is more likely to be used for watering parks and for garden watering.
- The semi-confined Leederville Formation in which groundwater flows generally south-south-west from the area of the site. It is a major aquifer used for public water supply, for irrigation and watering of public open space.

It should be noted that, where encountered in the local study area, the upper portion of the Leederville Formation included relatively low permeability clay and clayey sand deposits. This is consistent with the semi-confined description of this unit with lower permeability layers marking the interface with the overlying Guildford sediments. A description of the hydrogelogical units used in this report is included as Table A.

Table A: Summary of Hydrogeological Units

Aquifer/ Hydrogeological Unit	Definition	Description
Alluvial	Alluvial	Unconsolidated sediments varying in grain size form clay to gravel and with a relatively high value of K. Hydraulically contiguous with Guildford and Leederville Formation aquifers
Regional	Subset of the Guildford Formation aquifer – defined by wells screened over the regional water table	Uppermost part of the Guildford Formation aquifer varying from clean sand through to silts and clays. Hydraulically contiguous with the Alluvial aquifer. Generally lower K values than the other aquifers
Base of Guildford	Subset of the Guildford Formation aquifer – defined by wells screened below the continuous clay interval within the Guildford Formation	Unconsolidated sediments varying in grain size from sands to clay with iron-cemented sediments toward the base. Hydraulically contiguous with other aquifers. Moderate K values consistent with silty sand lithology
Leederville	Defined by wells screened entirely within the Leederville Formation	Unconsolidated to compacted sediments varying from sand to clay and hydraulically contiguous with the alluvial and Guildford Formation aquifers. Moderate K values consistent with the lithologies described

A detailed hydrogeological interpretation was presented in *"Geological and Hydrogeological Conditions, Bellevue Waste Control Site"* (Golder, 2005) and *"Hydrogeological Site Assessment*" (Golder, 2006b). Water level data indicate the regional 'true' groundwater table (referred to herein as the 'Regional Watertable') was located between 7 and 9 m AHD, approximately 8 to 12 m below ground level. Perched groundwater zones have been identified above the Regional Watertable beneath the former Waste Control site but not in the off-site study area.

2.3 Monitoring Objectives

The monitoring objectives of the 2010 annual monitoring programme were as follows:

- Evaluate the direction and velocity of groundwater across the site.
- Monitor changes in contaminant distribution (if any), with a particular focus on:
  - the leading downgradient edges of the hydrocarbon and both chlorinated hydrocarbon plumes, and
  - impacts on the Leederville Formation and the Helena River.
- Monitor groundwater contamination in the vicinity of the site.

The scope of work for the 2010 annual monitoring programme to meet these objectives comprised the following activities:

- Collection of a round of groundwater level measurements.
- Collection of twenty-six groundwater samples from monitoring wells at the site, Hanson, Southwest Industrial Area, Lot 2 and Damplands.
- Collection of three surface water samples from the Helena River.

The 2010 annual sampling programme was conducted between 24 May 2010 and 28 July 2010 and was based on same scope outlined in the 2009 annual groundwater programme and recommendations, guidance and data quality objectives (DQO) outlined in the Sampling and Analysis Plan (SAP) (Golder 2010b and 2010c, respectively). Samples were collected from twenty-six monitoring wells during late May and early June 2010. The monitoring well locations are summarised below based on their hydrogeological unit with the cadastral location of the locations listed in parenthesis. All sampling locations are shown on Figure 2. Surface water sampling was completed at three locations in the Helena River on 28 July 2010. The Helena River was dry during the May/June period, therefore surface water samples and surface water elevations were collected in July 2010.

The two monitoring wells proposed for installation in the SAP (2010b) were not installed and therefore were not samples.

Guildford (Regional Watertable)

- MW21i (Waste Control Site)
- MW22i (Waste Control Site)
- MW23i (Waste Control Site)
- MW42 (Lot 2)
- MWG49 (Lot 2)
- MWG54 (Lot 2)
- MWG57 (Lot 2)
- MWG59 (Lot 2)
- MWG62 (Damplands)
- MWG63 (Damplands)
- MWG64 (Hanson)
- MWG65 (A&P Transport)
- MWG70 (Stanley Street)
- MWG91A (Lot 2)

Middle of Guildford

- MWG91B (Lot 2)

Base of Guildford

- MW25 (Waste Control Site)
- MWG46 (Irwin Street)
- MWG48 (Lot 2)
- MWG91C (Lot 2)
- MWG69 (Stanley Street)

Leederville

- MWG45 (Irwin Street)
- MWG47 (Lot 2)

Alluvium

- MW36 (Damplands)
- MWG60 (Damplands)
- MWG66 (Damplands)
- MWG68 (Damplands)

Helena River

- SG05 (Downstream)
- SG07 (Upstream)
- SG06 (Midstream)

3.0 METHODOLOGY

3.1 Water Sampling

The methodology used in the 2010 annual groundwater monitoring programme is consistent with the guidelines outlined in the Golder SAP (Golder, 2010b). Twenty-two wells at the former Waste Control site, Damplands, Lot 2, Irwin Street (upgradient) and the Southwest Industrial Area were purged and sampled using a submersible QED micropurge bladder pump operating at a relatively low flow rate of approximately 120 to 320 mL/min. Due to recharge issues, reduced flow rates were used for MW21i (40 mL/min), MW22i (65 mL/min), MW23i (110 mL/min), MWG54 (40 mL/min), MWG59 (60 mL/min) and MWG65 (100 mL/min).

Four locations in the Damplands were purged and sampled using a peristaltic pump. Constant flow rates ranging between 250 to 280 mL/min were used for all of these locations (MW36, MWG60, MWG66 and MWG68).

Three locations in the Helena River were sampled using a peristaltic pump. Constant flow rates of approximately 300 mL/min were used for all of these locations (SG05, SG06 and SG07).

The peristaltic pump in conjunction with dedicated tubing was used where possible as the pump is external to the well, eliminating a potential source of cross-contamination. A water level was taken prior to pumping at each location using a water level meter and drawdown was monitored when using the submersible pump to ensure that the groundwater level did not fall below the intake valve of the pump.

The QED bladder pump was used for the majority of sampled wells because the depth of groundwater was generally greater than 8 m. Sampling was carried out in accordance with standard quality procedures adopted by Golder to minimise the risk of cross contamination. In particular, the QED submersible pump was thoroughly decontaminated prior to use and between each sampling location. The decontamination procedure involved disassembling the pump and washing all components in a water/decon90 mix followed by rinsing them at an initial deionised water station, and again at a second deionised water wash station. The pump was finally sprayed a third time with laboratory grade deionised water using a hand sprayer prior

to re-assemblage and installation into the well. Nitrile gloves were replaced between each of the three wash stations and hand spray rinse, with the water used to clean the pump changed between each sample location. All non-stainless steel pump components (Teflon bladder and o-rings) were also replaced between locations. Field rinsate wash blanks were also collected as a check on the decontamination process. Laboratory grade deionised water was used for the final decontamination of submersible pump components prior to pump assemblage. The laboratory grade deionised water was sampled and analysed at the start of the programme (24 May 2010) and again on both 26 May 2010 and 27 May 2010 for quality assurance and quality control (QA/QC) purposes.

The monitoring wells sampled using the submersible pump were generally collected in an order from least contaminated to most contaminated based on previous chemical data obtained at the site to further minimise the potential for cross contamination.

Regardless of the pump used, near continuous measurements of field groundwater parameters were made during the purging process, including pH, temperature, conductivity, reduction potential and dissolved oxygen using a pre-calibrated TPS90 FLMV water quality meter. The calibration of the meter (pH and conductivity) was checked twice daily by submersing the relevant probes into two standard pH solutions (pH 4 and pH 7) and a standard conductivity solution (2.76 mS/cm). A groundwater sample was collected once the field parameters stabilised (to within ±10% and 0.1 of a pH unit).

Each groundwater sample was collected using dedicated nitrile gloves, dedicated high density polyethylene tubing and placed into bottles supplied by the laboratory with the relevant preservatives. Samples for ferrous iron analysis were field filtered with a single-use disposable 0.45 micron filter prior to mixing with preservative. Samples were stored under cool conditions in an esky with ice or freezer bricks while in the field and in transit to the laboratory. Each sample, including all quality assurance samples, was given a unique Sample Control Number, which was recorded on a Chain of Custody (CoC) form with all other relevant sampling information. A CoC record was kept for samples from the time of sample collection until delivery to the laboratory. All primary samples were submitted to Leeder Consulting (Leeder), who are NATA accredited for all analyses. Blind duplicate samples were also submitted to Leeder. Blind triplicate samples were submitted to ALS Environmental (ALS), who is NATA accredited for all analyses. The chain of custody forms and the laboratory certificates are included as Appendix A.

There were three suites of analyses used for the wells. The analytes for each suite are outlined below:

3.1.1 Suite 1

Samples collected from Lot 2 and the Southwest Industrial Area monitoring locations were analysed for the following suite of analytes:

- total petroleum hydrocarbons (TPH) (C_6-C_{36}), and
- volatile organic compounds (VOCs) including chlorinated ethenes, Brominated VOCs (Br-VOCs), dichloroethane and benzene, toluene, ethylbenzene and xylene (BTEX).

The following monitoring wells were analysed for suite 1: MW42; MWG47; MWG48; MWG49; MWG54; MWG57; MWG59; MWG65; MWG69; MWG70; MWG91A; MWG91B and MWG91C.

3.1.2 Suite 2

Samples collected from on-site, Hanson and upgradient monitoring locations were analysed for the following suite of analytes:

- TPH (C_6-C_{36})
- VOCs including chlorinated ethenes, Br-VOCs, dichloroethane and BTEX, and
- total metals (including aluminium, arsenic, cadmium, chromium, copper, iron, lead, manganese, mercury, nickel and zinc).

The following monitoring wells were analysed for suite 2: MW21i, MW22i, MW23i, MW25, MWG45, MWG46; and MWG64.

3.1.3 Suite 3

Samples collected from the Damplands and the Helena River monitoring locations were analysed for the following suite of analytes:

- TPH (C_6-C_{36})
- VOCs including chlorinated ethenes, Br-VOCs, dichloroethane and BTEX
- total metals (including aluminium, arsenic, cadmium, chromium, copper, iron, lead, manganese, mercury, nickel and zinc)
- metals (ultra-trace arsenic and mercury)
- major ions, and
- nitrate.

The following locations were analysed for suite 3: MWG36; MWG60; MWG62; MWG63; MWG66; MWG68; SG05; SG06 and SG07.

Analytes such as metals and nitrates in the Helena River and Damplands are monitored to provide context for the interpretation of the hydrogeochemical changes occurring both at site and downgradient and are not considered to be emanating from on-site sources.

All monitoring wells were tested for the following field parameters by Golder field technicians:

- electrical conductivity (EC)
- dissolved oxygen (DO)
- temperature
- pH
- redox potential (Eh), and
- water levels.

3.1.4 QA/QC

The field QA/QC programme adopted for the investigation complied with recommendations in the SAP (Golder, 2010b). In particular, the field QA/QC included the following:

- The use of dedicated equipment at each location coupled with stringent field decontamination procedures to minimise the potential risk of cross-contamination.
- The collection of samples into laboratory provided sample containers with appropriate preservatives where required.
- The collection and review of trip blanks as a check on sample integrity and laboratory data quality.
- Field duplicates submitted to the primary NATA approved laboratory, with duplicate split being sent an alternative NATA approved laboratory.
- Consideration of internal laboratory QA/QC results, including a review of laboratory duplicate and blank sample results, as well as the results of surrogate and spike analyses.

- Discussion of any other QA/QC issues that arise.

The laboratory QA/QC programme adopted for the investigation also complied with the SAP (Golder, 2010b) and included the following:

- The primary laboratory for the annual samples was conducted by Leeder Consulting with ALS as the duplicate laboratory. All laboratories are NATA registered for all the required analyses.
- A minimum of one laboratory duplicate performed on each batch of samples provided to the lab. The relative percent difference (RPD) is considered satisfactory if below 50%. Laboratory blanks will be run at the beginning and end of each batch of samples. Spike recovery analyses for each analytical suite, for each batch of samples received (i.e. one spike recovery analyses for every 10 samples) will be undertaken. Spike recovery analysis results within a range of 75% to 125% is considered satisfactory for quality.

3.2 Sampling Locations

There were fewer locations sampled in the 2010 annual monitoring programme compared to the 2009 annual monitoring programme. This was predominantly due to the removal and decommissioning of wells formerly located in the vicinity of the PRB. There were eight wells (MWG73, MWG74, MWG75, MWG76, MWG78, MWG79, MWG92 and MWG93) and three multi-level wells (MWG87, MWG88 and MWG89) removed from the vicinity of the PRB. New wells and multi-level wells were installed in the vicinity of the PRB following its completion and form part of the long-term PRB monitoring network which are to be sampled on a quarterly basis starting from July 2010 (Golder, 2010a). Multi-level wells have been given an alphabetic notation (A, B, C or D) to represent the monitoring location depth with A being the shallowest and D the deepest.

4.0 EVALUATION CRITERIA

Results from the 2010 annual monitoring programme are provided in Tables 1 to 7. Groundwater results from monitoring wells on site, Lot 2, the Southwest Industrial Area and upgradient were compared against updated site-specific RBC for the site and Lot 2 (Golder 2008b and 2009b). These site-specific RBC cover potential indoor air inhalation pathways for environmental works and exposure of a worker performing irrigation. The inclusion of the exposure of a worker performing irrigation is based on hypothetical future land use as currently no groundwater abstraction is permitted. The results of the 2010 groundwater results along with the relevant RBCs for the site, Lot 2, Southwest Industrial Area and upgradient wells are presented in Tables 1, 2, 3 and 4, respectively.

Results from the Hanson property sample were compared against both the health RBC (Golder 2008b) for the Hanson property and the site and Lot 2 RBC (Golder 2008b). The site-specific RBC cover outdoor workers conducting outdoor activities on the property that do not involve irrigation, which is current with the current site activities and lack of buildings above affected areas. Results from the Hanson property were also compared against site and Lot 2 RBC for evaluation purposes in case the land use changes in the future. The latter RBC accommodates potential land use changes including future commercial/industrial indoor workers (in a hypothetical future building) and future outdoor maintenance workers conducting irrigation activities during normal weekly work. It should be noted that as no buildings are currently located over the plume, the use of the indoor worker scenario is only hypothetical. The results of the 2010 groundwater results along with the relevant RBCs for the Hanson Property are presented in Table 5.

Results from the Damplands samples were compared against health RBC (Golder, 2008b) for the Damplands and Aquatic Ecological Screening Criteria (Golder, 2008c). Discussion with WAPC (who own the Damplands lot) has confirmed that irrigation is not necessary for the planned revegetation scheme. Therefore, the health RBC for the Damplands does not include the potential exposure of outdoor workers performing irrigation. The Damplands RBC also does not include a swimmer or recreational bather in the Damplands Pond as this is not considered a credible exposure pathway. However, it does include exposure scenarios for outdoor vapours for park users and outdoor workers. The ecological screening criteria were used to evaluate potential risks to aquatic life associated with the potential migration of contaminants to the

Helena River via groundwater. The aquatic ecological screening criteria are intended strictly for application at the point of discharge of the groundwater (i.e. criteria need to be achieved immediately before groundwater enters the River). Application of these screening criteria to Damplands monitoring wells upgradient of the Helena River provides a conservative assessment of risks to the aquatic ecosystems as some attenuation of chemical concentrations is expected prior to discharge into the River. The results of the 2010 groundwater sampling along with the relevant RBCs for sampling points in the Damplands are presented in Table 6.

Results from the Helena River samples were compared against both the health RBC (Golder, 2008b) for the Helena River and the recently updated Aquatic Ecological Screening Criteria (previously discussed) (Golder, 2008c). The recreational swimmer was the only health risk exposure pathway considered for the Helena River. Analytical results along with the relevant RBCs for the Helena River are presented in Table 7.

5.0 2010 ANNUAL MONITORING RESULTS

The following discussion summarises the results from both the water level monitoring and the groundwater chemistry analysis.

5.1 Water Levels

Water levels collected during the 2010 sampling programme have been included in Table 8 along with historical measurements, and presence of non-aqueous phase liquid (NAPL) for each monitoring location.

5.1.1 Groundwater Movement

Groundwater surface elevations were measured during May 2010 and June 2010 in the four groundwater bearing zones (Regional Watertable, Alluvium, Base of Guildford and Leederville). Groundwater surface elevations maps for the Regional Watertable and Base of Guildford Formations are presented in Figures 3 and 4, respectively. Groundwater surface elevations at the Regional Watertable in the Guildford Formation and in the Damplands Alluvial Formations have been interpreted as a single continuous unit. Groundwater contours within a single hydrogeologic unit are generally indicative of lateral groundwater gradients and resultant flow patterns. However, groundwater elevation contours across the escarpment (the transition zone between the Guildford and Alluvial units) also incorporate a large component of vertical hydraulic gradients associated with topographic relief across this feature.

Table B below presents interpreted groundwater flow directions and gradients for the Regional Watertable and Base of Guildford Formation. Vertical hydraulic gradients were determined by comparing the groundwater levels at two wells screened in the same groundwater bearing zone. The difference between the upgradient and downgradient wells was then divided by the distance between the wells. There were only two groundwater levels measured in wells that were located in the Leederville Formation (MWG45 and MWG47), therefore flow directions and gradients were not calculated for the Leederville Formation. For the Alluvial formation, comparison of water levels at MWG66 and SG06 could not be obtained since surface water levels were not collected during the original dipping event on 17 June 2010 as the Helena River was dry. Water levels in the Helena River were later collected on 28 July 2010.

Table B: Groundwater Flow Direction and Gradient

Groundwater Bearing Zone	Flow Direction	Gradient (m/m)	Comment
Regional Watertable (Guildford Formation)	SSW	3.6×10^{-3}	Average flow direction from site (MW22i) to top of the Escarpment (MWG91A).
Base of Guildford Formation	SSW	3.5×10^{-3}	Average flow direction from site to top of Escarpment (MWG91C).

Lateral gradients and flow directions in the Regional Watertable and Base of Guildford are similar. The overall direction of groundwater flow in the three groundwater bearing zones between the site and the Helena River is in a south-south-west direction.

Calculated lateral gradients for the Regional Watertable and Base of Guildford were slightly lower than previously calculated for these units in the 2009 annual monitoring programme (Golder, 2010a).

Table C outlines trends in groundwater flow direction by formation between 2005 and 2010. The 2010 results were generally consistent with these historical interpretations. However, there are changes to note over this time period within each formation. In April 2005, the Guildford Formation was examined as a single unit. From June 2007 onward, the Guildford Formation was divided into two areas of interest: Base of Guildford Formation and Regional Watertable which essentially describes the free groundwater surface within the Guildford Formation. In 2007 and 2008, the groundwater flow direction in the Regional Watertable and at the Base of the Guildford was interpreted as south-west, whereas in 2005 it was interpreted as south-south-west.

The installation of a Permeable Reactive Barrier (PRB) in April 2010 in the Damplands may have altered the groundwater flow direction in some formations at a local scale.

Table C: Groundwater Flow Directions by Formation between 2005 and 2010

Formation	Reporting Year and Groundwater Flow Direction				
	2005	2007	2008	2009	2010
Guildford	SSW				
Regional		SW	SW	SW	SSW
Base of Guildford		SW	SW	SW	SSW
Leederville	SSW	SSW	SSW	SSW	
Alluvial		S	SSW	SSW	SSW

5.1.2 Groundwater Velocities

Approximate groundwater velocities can be obtained from the Darcy equation:

$$v = \frac{Ki}{n_e}$$

where:

v = linear particle velocity (LT^{-1})

K = hydraulic conductivity (LT^{-1})

i = hydraulic gradient (LL^{-1})

n_e = effective porosity (L^3L^{-3})

Lateral hydraulic gradients are presented in Table B.

Representative hydraulic conductivity values were selected using the geometric mean for each groundwater bearing zone from slug tests conducted between 2005 and 2009. In 2005, hydraulic conductivity tests were undertaken at 29 monitoring wells (Golder, 2005) including two wells previously tested by URS. In 2008, hydraulic conductivity tests were conducted on an additional 14 new monitoring wells (Golder 2008a).
The four hydraulic conductivity tests conducted in the Regional and Base of Guildford prior to 2005 were not considered in the calculations. The more recent tests provided a sufficiently large database of values and as a result, due to the limited data set collected prior to 2005, its exclusion does not alter the geometric mean hydraulic conductivities by more than 0.05 m/day.

Consistent with previous historical interpretations, an assumed porosity for the silty sand material which comprises the matrix of the Leederville and Guildford Formation of 0.3 was used. An effective porosity of 0.25 was assumed for the Alluvial Formation.

Table D provides estimates for groundwater flow velocities for the four units. The estimates for groundwater flow velocities of Regional Guildford, Base of Guildford, Alluvial and Leederville Formations are based on the results from prior hydraulic conductivity tests as presented in Golder (2008a).

Table D: Approximate Groundwater Velocities using May 2010 Hydraulic Gradients

Formation	Hydraulic Conductivity	Gradient	Effective Porosity	Velocity	
	(m/d)	(m/m)	(-)	(m/day)	(m/year)
Regional Guildford	0.2	3.6×10^{-3}	0.3	2.6×10^{-3}	1
Base of Guildford	2.3	3.5×10^{-3}	0.3	2.7×10^{-2}	10
Leederville	0.4	7.2×10^{-3} [B]	0.3	1.1×10^{-2}	4

[A]Does not include results from the A series wells.
[B] Based on the calculated gradient in March 2009.

The above estimates for groundwater flow velocities are indicative only and were averaged over the estimated flow path.

5.1.3 Vertical Hydraulic Gradients

Information on vertical hydraulic gradients, including timing of measurements is available for the following inter-aquifer inter-relationships:

- Regional Watertable – Base of Guildford Formation (Table 9a)
- Base of Guildford Formation – Leederville Formation (Table 9b), and
- Standing water in Helena River and the Alluvial Formation at the base of the escarpment (Table 9c).

There was no 2010 groundwater level data collected for the Alluvial Formation to Guildford Formation. The monitoring wells investigated in 2010 did not allow for a vertical gradient to be measured between the Alluvial Formation and Guildford Formation. Historical information on this vertical gradient relationship has been previously reported (Table 9c, Golder 2010a). Monitoring well locations are shown in Figure 2. A summary of vertical hydraulic gradient information for the above relationships between May 2005 and July 2010 is presented in Table E below.

Table E: Current and Historical Vertical Hydraulic Gradient Data

Formations	Examined Well Pairs			Gradient Range	Dominant Trend
Regional Watertable to Base of Guildford	MW22i/MW25	MWG49/MWG48	MWG51/MWG50	-0.166 to 0.029	Weak Downward
	MWG57/MWG55	MWG59/MWG58	MWG72/MWG71		
	MWG81/MWG80	MWG84/MWG83	MWG91A/MWG91C		
	MWG70/MWG69				
Base of Guildford to Leederville	MWG46/MWG45	MWG48/MWG47	MWG75/MWG76	-0.128 to 0.009	Moderate Downward
	MWG82/MW35				
Alluvium to Base of Guildford	MWG74*/MWG73*	MWG79*/MWG78*		-0.015 to 0.043	Weak Downward
In the vicinity of the PRB: ■ Regional Watertable to Base of Guildford; and ■ Base of Guildford to Leederville.	MWG87A*/MWG87B*	MWG87B*/MWG87C*	MWG87C*/MWG87D*	-0.028 to 0.274	Moderate Upward
	MWG88A*/MWG88B*	MWG88B*/MWG88C*	MWG88C*/MWG88D*		
	MWG89A*/MWG89B*	MWG89B*/MWG89C*	MWG89C*/MWG89D*		
	MWG90A*/MWG90B*	MWG90B*/MWG90C*	MWG90C*/MWG90D*		
	MWG76*/MWG75*	MWG78*/MWG79*	MWG73*/MWG74*		
Damplands Pond to Alluvium	SG02/WCB02*	SG03/WCB08*		-0.009 to 0.928	Moderate Downward
Helena River to Alluvium	SG06/MW36	SG07/WCB04*	SG06/WCB05	-0.091 to 0.058	Moderate Upward

*These results are historical as these monitoring locations are no longer in existence.

Within the Guildford Formation, between the Regional Watertable and the base of this formation the vertical hydraulic gradients were generally considered weakly downward. The results from the most recent water level monitoring programme were consistent with a weakly downward gradient. The following vertical pairs were measured in 2010:

- A weakly downward gradient of -0.001 was observed between MW22i (8.090 m AHD) and MW25 (8.083 m AHD). The water level in both wells had decreased by approximately 0.5 m compared to March 2009 data.
- A weakly downward gradient of -0.004 was observed between MWG49 (7.457 m AHD) and MWG48 (7.419 m AHD).
- A weakly downward gradient of -0.003 was observed between MWG91A (7.405 m AHD) and MWG91C (7.391 m AHD). 2010 was the first time that MWG91A and MWG91C were compared as vertical pairs.

Overall, the dominant trend was still a weak downward hydraulic gradient which likely reflects drainage towards the Helena River valley and recharge from precipitation. It is likely that groundwater flow is predominantly lateral and it is unlikely that there is large vertical groundwater movement within the Guildford Formation.

Generally, moderate downward gradients have been observed between the Base of Guildford and Leederville Formations. This indicates the study area is a potential zone of groundwater recharge. However, relatively lower hydraulic conductivities were observed at monitoring wells in the Leederville, suggesting that the upper part of the formation may be acting as a semi-confining unit.

The following vertical pairs were measured in 2010:

- A weakly downward gradient of -0.001 was observed between MWG46 (8.841 m AHD) and MWG45 (8.834 m AHD). The water level in MWG46 had decreased by approximately 0.5 m compared to March 2009 levels.
- A weakly downward gradient of -0.002 was observed between MWG48 (7.419 m AHD) and MWG47 (7.403 m AHD).

There were no paired wells measured in 2010 to compare vertical hydraulic gradient data between the:

- Alluvium and Base of Guildford formations. Historically, a weak downward gradient has existed between the Alluvial Formation and the Base of the Guildford Formation.
- Regional Watertable and Base of Guildford in the vicinity of the PRB. Historically, a weak to moderate downward gradient has existed between the Regional Watertable and the Base of the Guildford in the vicinity of the PRB.
- Base of Guildford and Leederville in the vicinity of the PRB. Historically, there was a strong downward gradient between the Base of the Guildford and Leederville Formations, indicating the potential for downward movement of groundwater in the vicinity of the PRB.
- Damplands Pond and Alluvium. Historically a downward hydraulic gradient has been observed between the seasonally standing water at the base of the escarpment (the “Damplands Pond”) and the Alluvial Formation.

During the initial monitoring period in May 2010, there was no flow in the Helena River. There was heavy precipitation during June 2010 and the Helena River was sampled and measured in late July 2010. Historically, the vertical hydraulic gradient between the Helena River and Alluvial Formation has been a moderately upward trend. The paired locations MW36 and SG06 were an anomaly to this trend according to the 2010 data. A strongly downward trend of 0.058 was observed between SG06 (6.789 m AHD) and MW36 (6.135 m AHD). This was most likely due to the heavy precipitation experienced during the winter months (June and July) which increased the water level in the river.

Seasonal changes in the groundwater regime appear to have an effect on vertical gradients within the Damplands and Helena River areas. In 2005, vertical gradients from the Alluvium to the Helena River were upward during the drier periods of summer and autumn indicating groundwater discharge to the river. However, monitoring during the wetter winter period showed a downward gradient indicating flow from the river to the Alluvial Formation consistent with higher urban runoff experienced during this time.

5.2 Water Quality Results

The following discussion summarises locations where key analytes were detected which were above the site-specific RBC and aquatic ecosystem criteria appropriate for each of the main land blocks within the study area.

Monitoring well locations where groundwater concentrations from the 2010 monitoring results exceeded the site-specific RBC are shown on Figure 5. Monitoring well locations where groundwater concentrations from the 2010 monitoring results exceeded the aquatic ecosystem screening criteria are shown in Figure 6.

5.2.1 Field Parameters

Field parameter results collected during the monitoring round for each well sampled are presented in Table 10. This table includes pH, reduction potential, temperature, conductivity and dissolved oxygen. The original field sheets are provided in Appendix B.

The pH over all locations ranged between 4.75 (MWG62, Damplands, Regional Watertable) and 6.90 (SG07, Upstream, Helena River). The pH at 18 of the 29 monitoring locations was found to be below 6.00 and therefore can be considered slightly acidic. These slightly acidic waters were identified in three of the four geologic formations (not identified in the Leederville Formation). The greatest variations in pH in comparison to the 2009 annual monitoring results were decreases in pH of 0.47 and 0.43 between MWG59 and MWG63, respectively. MWG59 is located in the Regional Watertable at Lot 2 and MWG63 is located in the Regional Watertable in the Damplands.

Eleven wells had dissolved oxygen (DO) levels above 1 mg/L (MW42, MWG47, MWG49, MWG54, MWG57, MWG59, MWG62, MWG63, MWG70, MWG91A and MWG91B) with the highest reading at MWG54 (4.91 mg/L, Regional Watertable, Lot 2). In comparison to 2009 results, the DO level increased in all locations, with the exception of (MWG60, MWG65, MWG66, MWG68 and MWG70) with location MWG65 having the maximum decrease (0.59 mg/L). The dissolved oxygen levels in all three surface samples were above 5 mg/L which was greater than 2009 values. This likely resulted from the fact that the Helena River was flowing and had high water levels.

The conductivity measured ranged from 407 µS/cm (MWG46, Base of Guildford, Irwin Street) to 3530 µS/cm (MWG45, Leederville Formation, Irwin Street). MWG46 was the only well to record conductivity less than 500 µS/cm. Generally, low conductivities indicate areas of high recharge, however, MWG46 is an exception as it is located in the Base of Guildford and therefore would be anticipated to not be influenced by recharge. In comparison, conductivities greater than 2000 µS/cm were identified at:

- MW22i (site, Regional Watertable), and
- MWG45 (Upgradient, Leederville).

The on-site regional watertable well (MW22i) is located below areas which were sealed in order to prevent recharge. MWG45 is located upgradient and on an unsealed area indicating that recent recharge would be expected to influence the groundwater quality.

Conductivity in the three samples from the Helena River ranged between 633 µS/cm (SG06, midstream) and 647 µS/cm (SG07, upstream). These values have decreased since monitoring in April 2009.

The redox potential ranged from -113 mV (MWG23i, On-site, Regional Watertable) to 264 mV (MWG62, Damplands, Regional Watertable). It should be noted that only 6 of 26 sampling locations were noted as being less than 0 mV with all of them being only slightly reducing. Four of these locations MW21i, MW22i, MW23i and MWG64 have been previously identified as within the hydrocarbon plume where reducing

conditions would be expected. Slightly reducing conditions within the hydrocarbon plume likely indicate that natural attenuation of the plume is occurring. The remaining two locations with negative redox potential (MW36 and MWG45) were located in the Damplands and upgradient of the site. In comparison, 15 of the 26 sampling locations had redox potentials greater than 100 mV which indicate oxidising conditions (EPA, 1998). One of these locations was MW25 (151 mV), located in the Base of the Guildford formation beneath the former Waste Control site. The positive redox potential indicates some potential capacity for natural attenuation of recently noted downward migration of hydrocarbons at this location. The three surface sample locations had redox potential ranging from 27 mV (SG07, downstream) to 54 mV (SG05, upstream).

5.2.2 Upgradient

Two upgradient monitoring wells MWG45 (Leederville) and MWG46 (Base of Guildford) both located on Irwin Street were sampled for background purposes. Both upgradient samples were analysed for suite 2 analytes. The complete results of the 2010 groundwater sampling for all locations upgradient are presented in Table 4, along with historical groundwater sampling results dating back to 2005.

5.2.2.1 RBC Exceedences

The results indicated all analytes were below RBC criteria.

5.2.2.2 Dissolved Metals

A number of metals were detected above the laboratory limit of reporting (LOR) but below relevant RBC (where applicable). Concentrations of aluminium, iron, manganese, nickel and zinc were found above LOR in both wells. Generally, the metal concentrations were consistent with historical results except for the following:

- concentrations of iron increased from 4.6 mg/L in March 2009 to 16 mg/L in May 2010 for MWG45 and from <0.001 mg/L in March 2009 to 0.01 mg/L in May 2010 for MWG46
- the concentration of manganese increased from 0.14 mg/L in March 2009 to 0.39 mg/L in May 2010 for MWG45, and
- concentrations of zinc decreased from 0.45 mg/L in March 2009 to 0.01 mg/L in May 2010 for MWG45 and from 0.085 mg/L in March 2009 to 0.008 mg/L in May 2010 for MWG46.

5.2.3 On-Site (former Waste Control site)

Samples were collected from the following four on-site monitoring wells:

- MW21i (Regional Watertable)
- MW22i (Regional Watertable)
- MW23i (Regional Watertable), and
- MW25 (Base of Guildford).

All samples collected from the site were analysed for suite 2. The complete results of the 2010 groundwater sampling for all locations on the site are presented in Table 1 along with historical groundwater sampling results dating back to 2005.

5.2.3.1 RBC Exceedences

Groundwater results on site were compared against site-specific RBC for the site and Lot 2. Table F below presents an overall summary of the analytes detected at concentrations above relevant RBC as well as the sample location and relevant monitoring zone. In most cases, the concentration of the analytes identified above the relevant RBC were consistent with previous results or indicate a general decrease in VOC concentrations on site.

Table F: Summary of On-Site Results above Relevant RBC

Location	Monitoring Zone	Analytes	2009 Concentration (mg/L)	2010 Concentration (mg/L)	Relevant RBC (mg/L)
MW21i	Regional Watertable	Arsenic	0.0014	0.0062	0.00241
		Benzene	0.008	0.007	0.00274
		Vinyl Bromide	0.0041	0.079	0.00113
MW22i	Regional Watertable	Arsenic	0.0022	0.0047	0.00241
		Benzene	0.011	0.012	0.00274
		1,2-Dichloroethane	0.003	0.003	0.00126
MW23i	Regional Watertable	Arsenic	0.04	0.04	0.00241
		Benzene	0.005	0.005	0.00274
		Vinyl Bromide	0.0036	0.0027	0.00113
		1,2-Dichloroethane	<0.001	0.002	0.00126

The concentration of benzene in MW25 (Base of Guildford) was 0.001 mg/L in 2010. Historical results for benzene in MW25 have been above RBC. These results suggest that downward migration of benzene may have ceased, or natural attenuation may be greater than in the past.

The following contaminants have historically been above the relevant RBC but were identified in 2010 at concentrations below relevant RBC:

- benzene at location MW25 (Base of Guildford), and
- 1,2-dichloroethane in MW21i (Regional Watertable).

5.2.3.2 Other Results

In addition to the contaminants listed in Table F, a number of additional analytes were detected above the laboratory limit of reporting (LOR) but below relevant RBC (where applicable). Generally, the metals results were consistent with historical results with no increases in aluminium, cadmium, chromium, iron and zinc concentrations. The following increases in metal concentrations were noted since 2009:

- Concentrations of arsenic increased at MW21i (Regional Watertable) and MW22i (Regional Watertable) from 0.0014 mg/L to 0.0062 mg/L and 0.0021 mg/L to 0.0047 mg/L, respectively.
- Concentrations of copper increased at MW25 (Base of Guildford) from <0.0005 mg/L to 0.084 mg/L.
- Concentrations of manganese increased at MW23i (Regional Watertable) from 0.027 mg/L to 0.031 mg/L.
- Concentrations of nickel increased at MW21i (Regional Watertable) from <0.001 mg/L to 0.014 mg/L.

A number of other organics were also detected in samples collected from site. Generally, the results for these organics were consistent with historical results or decreased in concentration.

Exceptions include the results from the sample collected from MW21i (Regional Watertable) which indicated an increase in the concentration of the TPHs C_{10}-C_{14} fraction (1.3 mg/L to 12 mg/L). In contrast, results from the sample collected at MW25 (Base of Guildford) indicated decreased concentration of TPHs C_6-C_9 fraction, TPH C_{10}-C_{14} fraction and TPH C_{15}-C_{28} fraction (all to below LOR). These results may suggest a reduced downward migration of TPH on site.

These trends are also consistent with the noted first occurrence of benzene above RBC in MW25 beginning in 2008 and which remained relatively constant in 2009 before decreasing to 0.001 mg/L in 2010. Because of its higher solubility and lower adsorption, benzene is often the most mobile petroleum hydrocarbon.

Consistent with historical results, no VOCs were detected in MW25 (Base of Guildford). In addition, the following decreases in concentrations were also noted;

- TCE, PCE, trichlorofluoromethane, benzene, total xyelene concentrations at MW21i
- Total xylene concentrations at MW22i and MW25, and
- Total xylenes, TCE, PCE, 1,1-dichloroethene, cis- and trans- 1,2-dibromoethane and chloroethane in MW21i.

There were no other noteworthy increases in VOCs or sVOCs from samples collected on site. These results show an overall reduction in the concentration of VOCs in groundwater on site.

5.2.4 Lot 2

Ten monitoring wells on Lot 2 were included as part of the 2010 annual monitoring programme:

- MW42 (Regional Watertable)
- MWG47 (Leederville)
- MWG48 (Base of Guildford)
- MWG49 (Regional Watertable)
- MWG54 (Regional Watertable)
- MWG57 (Regional Watertable)
- MWG59 (Regional Watertable)
- MWG91A (Regional Watertable
- MWG91B (Middle of Guildford)
- MWG91C (Base of Guildford).

All samples collected from Lot 2 were analysed for suite 1. The complete results of the 2010 groundwater sampling for all locations on Lot 2 are presented in Table 2, along with historical groundwater sampling results dating back to 2005.

5.2.4.1 RBC Exceedences

Results for Lot 2 were compared against the site and Lot 2 RBC.

Table G presents a summary of the locations where contaminants were detected above relevant RBC.

Table G: Summary of Lot 2 Results above Relevant RBC

Location	Monitoring Zone	Analyte	2009 Concentration (mg/L)	2010 Concentration (mg/L)	Relevant RBC (mg/L)
MWG48	Base of Guildford	Benzene	NA	0.015	0.00274
MWG49	Regional Watertable	Vinyl Bromide	<0.0001	0.0022	0.00113
MWG57	Regional Watertable	TCE	0.77	0.46	0.0351

Location	Monitoring Zone	Analyte	2009 Concentration (mg/L)	2010 Concentration (mg/L)	Relevant RBC (mg/L)
MWG59	Regional Watertable	1,2-Dichloroethane	0.003	0.005	0.00126
		Vinyl Bromide	0.0059	0.054	0.00113
MWG91A	Regional Watertable	TCE	0.029*	0.59	0.0351
MWG91B	Middle of Guildford	TCE	0.001*	0.23	0.0351

*indicates sample was from the interim monitoring program in September 2009.

The concentration of TCE at MW42 (Regional Watertable) decreased from 0.067 mg/L in 2009 to 0.024 mg/L in 2010. The concentration of TCE at MWG49 (Regional Watertable) was slightly lower in 2010 as compared to 2009, continuing much lower than post-installation in 2005 (0.44 mg/L). Increases in TCE concentration were noted in MWG91A, B and C. These well have only recently been installed and, based on the limited data set, it is not possible to establish if the increase in concentrations is a trend or due to seasonal differences. It should also be noted that these locations are upgradient of the PRB system.

Vinyl bromide concentrations at MWG59 and MWG49 increased in comparison to 2009 results. Vinyl bromide is a contaminant that is remediated by the PRB system and therefore increases in its concentrations are unlikely to pose a risk.

MWG48 was last sampled in 2006. It was the only well within Lot 2 to record an exceedence in benzene concentration in 2010, increasing from <0.001 mg/L in 2006 to 0.015 mg/L in 2010. This is the first time that benzene was above the relevant RBC in MWG48.

5.2.4.2 Other Results

The 2010 results were generally consistent with historical results. There was a general decrease in TCE concentration in the Regional Watertable at Lot 2 as indicated by the following wells:

- MW42 decreased from 0.085 mg/L in 2009 to 0.024 mg/L in 2010
- MWG49 decreased from 0.049 mg/L in 2009 to 0.025 mg/L in 2010
- MWG57 decreased from 0.77 mg/L in 2009 to 0.46 mg/L in 2010, and
- MWG59 decreased from 0.056 mg/L in 2009 to 0.025 mg/L in 2010.

Concentrations of TPH C_6-C_9, C_{15}-C_{28} and C_{29}-C_{36} decreased to below LOR in MW42 (Regional Watertable) in 2010. In comparison, the concentration of cis-1,2-dibromoethene (DBE) increased in MW42 (Regional Watertable) from 0.00016 mg/L in 2009 to 0.0008 mg/L in 2010. Concentrations of both cis- and trans-1,2-dichoroethene (DCE) have shown a decreasing trend in MW42 since 2005 whereas there has been an increase in cis-1,2-DCE concentrations in MWG48 (Base of Guildford) and MWG59 (Regional Watertable) since 2009.

Concentrations of 1,1-dichloroethane (DCA) have decreased in MWG49 (Regional Watertable) and MWG91B (Middle of Guildford) since March 2009 and September 2009, respectively. Concentrations of tetrachloroethene (PCE) have decreased in MWG49, MWG54 and MWG59 since March 2009.

5.2.5 Southwest Industrial Area

Samples were collected from the following three monitoring wells in the Southwest Industrial Area:

- MWG65 (Regional Watertable)
- MWG69 (Base of Guildford), and
- MWG70 (Regional Watertable).

All samples collected from the Southwest Industrial Area were analysed using suite 1. The complete results of the 2010 groundwater sampling programme for all locations on the Southwest Industrial Area are presented in Table 3, along with historical groundwater sampling results dating back to 2005.

5.2.5.1 RBC Exceedences

Results for the Southwest Industrial Area were compared against the site and Lot 2 RBC. Table H presents an overall summary of the analytes detected at concentrations above relevant RBC as well as the sample location and relevant monitoring zone.

Table H: Summary of Southwest Industrial Area Results above Relevant RBC

Location	Monitoring Zone	Analyte	2009 Concentration (mg/L)	2010 Concentration (mg/L)	Relevant RBC (mg/L)
MWG70	Regional Watertable	TCE	0.24	0.13	0.0351

The results are consistent with previous concentrations of TCE from the same location.

5.2.5.2 Other Results

In addition to the contaminant listed in Table H, a number of additional analytes were detected above the laboratory LOR but below relevant RBC (if any).

The results from the 2010 annual monitoring programme are generally consistent with historical results with the following exceptions:

- The concentration of cis 1,2-DCE increased from 0.006 mg/L in March 2009 to 0.026 mg/L in May 2010 at MWG65 (Regional Watertable), and
- The concentration of TCE at MWG70 (Regional Watertable) decreased from 0.24 mg/L in 2009 to 0.13 mg/L in 2010.

Generally, there was little variation in concentrations across the three wells sampled in the Southwest Industrial Area as compared to 2009.

5.2.6 Hanson

Only one sample was collected from the Hanson Property in the 2010 annual monitoring programme (MWG64, Regional Watertable). The sample was analysed for suite 2. The complete results of the 2010 groundwater sampling on the Hanson Property are presented in Table 5, along with historical groundwater sampling results dating back to 2005.

5.2.6.1 RBC Exceedences

Results for the Hanson Property sample were compared against the Hanson RBC and site and Lot 2 RBC. A summary of the contaminants identified at concentrations above RBC is presented in Table I.

Table I: Summary of Hanson Property Results above Relevant RBC

Location	Monitoring Zone	Analyte	2009 Concentration (mg/L)	2010 Concentration (mg/L)	Relevant RBC (mg/L)
MWG64	Regional Watertable	Arsenic	0.011*	0.07	0.00241

* indicates sample was from the interim monitoring program in September 2009.

Concentrations of TPH C_{10}-C_{14}, benzene and vinyl bromide have historically been above relevant RBC at MWG64. The 2009 annual monitoring round recorded these contaminants below the relevant RBC and vinyl bromide below the LOR. The 2010 results also recorded reduced levels for these contaminants indicating low levels have been maintained at MWG64.

5.2.6.2 Other Results

In addition to the contaminants listed in Table I, a number of additional analytes were detected above the laboratory LOR but below relevant RBC (if any).

The concentrations of these other analytes are consistent with historical results with the lighter TPH fractions, benzene and ethylbenzene found to be similar to 2009 values.

5.2.7 Damplands

Samples were collected from 6 locations in the Damplands during the 2010 annual monitoring programme:

- MW36 (Alluvium)
- MWG60 (Alluvium)
- MWG62 (Regional Watertable)
- MWG63 (Regional Watertable)
- MWG66 (Alluvium), and
- MWG68 (Alluvium).

All wells were analysed for suite 3. The complete results of the 2010 groundwater sampling for all locations in the Damplands are presented in Table 6, along with historical groundwater sampling results dating back to 2005.

5.2.7.1 RBC Exceedences

Results for the Damplands were compared against both health RBC for the Damplands and Aquatic Ecosystem Screening Criteria as discussed in Section 4.0.

Table J presents a summary of the locations where contaminants were detected above relevant RBC.

Table J: Summary of Damplands Results Above Relevant RBC

Location	Monitoring Zone	Analyte	2009 Concentration (mg/L)	2010 Concentration (mg/L)	Relevant RBC or Screening Criteria (mg/L)
MW36	Alluvium	Iron	17	16	0.3 – Aquatic Screening Criteria
MWG60	Alluvium	Iron	2	1.3	0.3 – Aquatic Screening Criteria
MWG62	Regional Watertable	Nitrate (as N)	10	9.6	7 – Aquatic Screening Criteria
		Aluminium	0.055*	0.16	0.055 – Aquatic Screening Criteria
		Zinc	0.33*	0.009	0.008 – Aquatic Screening Criteria
MWG63	Regional Watertable	Nitrate (as N)	17	18	7 – Aquatic Screening Criteria
		TCE	0.056	0.42	0.33 – Aquatic Screening Criteria
		Zinc	0.27*	0.01	0.008 – Aquatic Screening Criteria
MWG66	Alluvium	Iron	1.4	1.1	0.3 – Aquatic Screening Criteria
MWG68	Alluvium	Iron	1.2	0.71	0.3 – Aquatic Screening Criteria

* indicates sample was from the interim monitoring program in September 2009.

Concentrations of iron decreased across all monitoring wells sampled in the Damplands (MW36, MWG60, MWG66 and MWG68), however, remained above the Aquatic Ecosystem Screening Criteria.

The concentration of aluminium in MWG62 decreased from 0.51 mg/L in 2009 to 0.16 mg/L, which still exceeds the screening criteria. The concentration of aluminium in MWG63 decreased from 0.43 mg/L in 2009 to 0.02 mg/L in 2010 which is below screening criteria.

The concentration of zinc decreased in both MWG62 and MWG63 since March 2009. Both results from the 2010 sampling programme remained above relevant RBC.

The concentration of TCE increased in MWG63 from 0.056 mg/L in March 2009 to 0.42 mg/L in May 2010. MWG63 is located upgradient of the PRB system and therefore it is not considered by Golder to pose a risk to receptors.

It should be noted that the Damplands receives groundwater from the entire Southwest Industrial Area and concentrations of metals and nitrates detected in the Damplands are not believed to be related to contamination at the former Waste Control site.

5.2.7.2 Other Results

The following metal results were noted:

- The concentration of aluminium decreased in monitoring wells MWG60 (Alluvium), MWG63 (Regional Watertable), MWG66 (Alluvium) and MWG68 (Alluvium) but increased slightly in MW36 (Alluvium).
- Arsenic was detected in MWG62 and MWG66 for the first time.
- The concentration of copper decreased in MW36, MWG62 and MWG63. Copper concentrations decreased below both the aquatic ecosystem screening criteria and below LOR for MW36 and MWG63.
- The concentration of iron decreased in monitoring wells MWG62 and MWG63.
- The concentration of manganese decreased in MWG60, MWG63, MWG66 and MWG68.
- The concentration of zinc decreased in MWG62 (Regional Watertable) and MWG63 (Regional Watertable from 0.29 to 0.009 mg/L and 0.27 mg/L to 0.01 mg/L in 2010, respectively.

There was a slight decrease in the concentrations of TPH C_6-C_9 fraction in MWG63 (Regional Watertable) from 0.13 mg/L in 2009 to 0.09 mg/L in 2010. Leeder noted that a concentration of 0.09 mg/L for TPH C_6-C_9 and therefore a concentration of 0.09 mg/L for total TPH C_6-C_{36} is 'not typical' of TPH. This lab indicated that this result is probably due to the relatively high TCE result for MWG63 (0.42 mg/L) and this note was added to Table 6.

The concentration of TCE increased slightly from 0.002 mg/L in 2009 to 0.007 mg/L in 2010 in MWG62 (Regional Watertable) and from 0.002 mg/L in 2009 to 0.003 mg/L in 2010 in MWG66 (Alluvium). There was a slight decrease in TCE concentration from 0.006 mg/L in 2009 to 0.003 mg/L in 2010 in MWG68 (Alluvium).

5.2.8 Helena River

Samples were collected from three locations in the Helena River in July 2010:

- SG05 (Downstream)
- SG06 (Midstream)
- SG07 (Upstream).

They were not sampled at the same time as the annual monitoring programme as surface water was not present in the River.

All wells were analysed for suite 3. The complete results of the 2010 groundwater sampling for all locations in the Helena River are presented in Table 7, along with historical groundwater sampling results dating back to 2008.

5.2.8.1 RBC Exceedences

Results for the Helena River were compared to the Helena River RBC and the Aquatic Ecosystem Screening Criteria as discussed in Section 4.0.

Table K presents a summary of the locations where contaminants were detected above relevant RBC.

Table K: Summary of RBC Exceedences for the Helena River

Location	Analyte	2009 Concentration (mg/L)	2010 Concentration (mg/L)	Relevant RBC or Screening Criteria (mg/L)
SG05 (Downstream)	Aluminium	0.025	0.11	0.055 – Aquatic Screening Criteria
	Iron	21	1.1	0.3 – Aquatic Screening Criteria
SG06 (Midstream)	Aluminium	0.02	0.11	0.055 – Aquatic Screening Criteria
	Iron	38	1.1	0.3 – Aquatic Screening Criteria
SG07 (Upstream)	Aluminium	0.065	0.11	0.055 – Aquatic Screening Criteria
	Iron	1.9	1.1	0.3 – Aquatic Screening Criteria

The concentration of aluminium increased above aquatic screening criteria across all locations in 2010.

Iron concentration decreased across all locations compared to April 2009 levels, however, remained above the aquatic screening criteria.

The concentrations of aluminium and iron detected in the Helena River are not believed to be related to contamination at the former Waste Control site. This is supported by the aluminium concentration at the upgradient location SG07 being greater than that at downgradient monitoring locations.

5.2.8.2 Other Results

The concentration of copper increased across all locations compared to 2009 data whereas manganese and zinc decreased at all locations compared to 2009 data. The largest decrease of manganese was at SG05 which recorded 0.034 mg/L in July 2010 compared to 1.2 mg/L in April 2010. SG05 and SG07 which previously recorded zinc concentrations exceeding aquatic screening criteria were found to below the criteria.

The concentration of Nitrate (as N) was recorded at 0.45 mg/L in SG05 and SG07 and 0.46 mg/L in SG06. This is the first time Nitrate (as N) has been detected in the Helena River.

6.0 QUALITY ASSURANCE AND QUALITY CONTROL

As per the requirements of the SAP (Golder, 2010b), the field QA/QC programme adopted for the investigation included the following:

- Equipment wash blanks were collected each day on the submersible pump that was used. The equipment wash blanks were analysed for TPHs and VOCs to assess quality of decontamination techniques.
- As the sampling included highly volatile compounds, the QA/QC programme included the submission of one trip blank during each day. The trip blank was analysed for VOCs.
- Field blanks (also known as container blanks) were collected on 24 May 2010, 26 May 2010 and 27 May 2010. The field blank contained laboratory grade deionised water provided by Leeder. On 24 May 2010 and 27 May 2010, the field blanks were analysed for suite 1 analytes. On 26 May 2010, the field blank was analysed for total and ultra-trace metals only.

- Three field duplicates and one field triplicate were collected during the 2010 annual groundwater monitoring program.
- Waste groundwater generated from the sampling programme was collected in 205 L drums provided by Cleanaway and will be temporarily stored on the site. These drums were labelled with the source of waste and likely contaminants and once the waste has been characterised it will be disposed of by Cleanaway.

6.1 Field Testing

Water quality meters used for field parameter measurement during the 2010 sampling round were calibrated by the supplier (Airmet Scientific) prior to shipment and at least weekly during the sampling programme. The calibration certificates are included at the end of Appendix C. The calibration (pH and conductivity) of the water quality meter was checked twice-daily (before commencing work and at the end of the day) during the field programme to ensure the calibrations were accurate. These results are presented in Table 11.

Golder considers a range of pH 3.7-4.3 for pH 4 and a range of 6.7-7.3 for pH 7 as indicating acceptable meter calibration. The greatest pH deviation from the pH 4 solution occurred on 27 May 2010 (reading of 4.24). The greatest pH deviation from the pH 7 solution occurred on 31 May 2010 (reading of 7.29). Both of these deviations fell within the acceptable range. The pH solutions were changed on 27 May 2010 as slightly elevated pH readings indicated the pH solution may have been contaminated. However, readings from this sampling event were consistent with previous sampling events; therefore the high pH readings during the calibration check are not considered to affect the outcomes of the investigation. Overall, the pH calibration was considered satisfactory for the purpose of this investigation.

A range of 2.48 to 3.04 mS/cm is considered acceptable for the 2.76 mS/cm standard conductivity solution used during this investigation based on 10% deviation from the standard concentration. All conductivity readings were noted to be within this acceptable range.

6.2 Holding Times

6.2.1 Primary Laboratory (Leeder)

Analytical reports were reviewed to assess whether holding times were met for the analytes reported. Samples were shipped overnight to Leeder in Melbourne and data associated with Leeder analytical reports indicated that all samples were extracted and analysed within two days upon arrival at the laboratory. Therefore, samples were extracted and/or analysed within 48 hours of sampling, complying with acceptable holding times for the various analytes.

6.2.2 Secondary Laboratory (ALS)

Analytical reports were reviewed to assess whether holding times were met for analytes reported. All samples were extracted and analysed 2 days following the sampling date, indicating all samples complied with the acceptable holding times for the various analytes.

6.3 Field Duplicates

Four field duplicates were taken during groundwater sampling and one field duplicate was taken during river sampling. Four of these duplicates were sent to the primary laboratory (Leeder), with the final going to a secondary laboratory (ALS). The duplicates were taken from four locations; a well on the site which is known to be contaminated (MW22i), a well on the adjacent Lot 2 property (MW42), a metals duplicate was taken at a Damplands well located in the alluvium layer (MWG66) and a duplicate was taken at SG05 (Helena River, Downstream). The field duplicate results are presented in Table 12.

A comparison between duplicate sample results can be conducted using a Relative Percentage Difference (RPD) to analyse the duplicate samples. This is a measure of the difference between the primary and duplicate samples as a percentage of their average value. RPDs are calculated according to the following formula:

$$\%\,\mathrm{RPD} = \left|\frac{A - B}{A + B}\right| \text{ x } 200$$

Where:

A is the concentration of the primary laboratory analyte, and

B is the corresponding duplicate result.

In calculating RPD values, the following protocols have been adopted:

- Where both concentrations are below limits of reporting (LOR), no RPD is calculated and a nominal value of less than 50% is assigned.
- Where one laboratory concentration is below the LOR and one is above, a value of one half of the detection limit is substituted for the non-detect sample.
- Where both concentrations were above laboratory LOR, the RPD was calculated as per the formula above.

The Australian Standard (AS 4482.1) indicates RPDs of less than 50% are considered to be satisfactory for soil analyses. RPDs greater than 50% may be acceptable for a) organic analyses and b) low concentrations where the difference in concentrations was <10 times the method LOR. This standard has also been adopted in the review of groundwater samples for this investigation.

6.3.1 Primary Laboratory (Leeder)

Field duplicates sent for analyses at the same laboratory were submitted as 'blind' duplicates, i.e. the laboratory were not aware that the two samples came from the same location. This provides a measure of the reproducibility of results received from the laboratory.

No RPDs greater than 50% were noted during the comparison of the primary and duplicate samples from MW42 (a well on Lot 2). Thus, Golder considers these results acceptable for the purposes of this investigation.

Comparison of the primary and duplicate samples from MW22i (on-site well) showed that RPDs greater than 50% occurred for four analytes (nickel, n-propylbenzene, sec-butylbenzene and 1,1-DCA). Of these exceedences, two, n-propylbenzene (RPD=56%) and 1,1-DCA(RPD=69%), had a difference between results above ten times the laboratory LOR. The results for n-propylbenzene were well below the site-specific RBC. There is no RBC for the site for 1,1-DCA so the aquatic ecosystem screening criteria value of 0.09 mg/L was used for determining the potential importance of this RPD exceedence. Historical results for 1,1-DCA in MW22i have had concentrations well above the aquatic ecosystem criteria, with a maximum of 0.162 mg/L in March 2003. Given the large exceedence of the criteria, the actual variation in the reported concentrations is not likely to impact on the outcomes of this investigation; however, the data point should be treated with a greater degree of uncertainty. Concentrations of other analytes, nickel and sec-butylbenzene were less than ten times the applicable LOR; therefore, Golder has considered these results acceptable for the purposes of the investigation.

No RPDs greater than 50% were noted during the comparison of the metal analytes in the primary and duplicate samples from MWG66 (Damplands well). Thus Golder considers these results acceptable for the purposes of this investigation. No RPDs greater than 50% were noted during comparison of the primary and supplicate samples from SG05 (Helena River, Downstream).

In general, the RPD exceedence for 1,1-DCA in MW22i may be of some concern and so this result should be treated with caution. All other intra-laboratory testing did not highlight any significant issues with the quality of the data.

6.3.2 Secondary Laboratory (ALS)

One field triplicate sample (MW42 (Lot 2, Regional Watertable) was submitted to both Leeder and the secondary laboratory, ALS. The primary sample was sent to Leeder and the secondary sample was sent to ALS. The results from these samples were compared to assess the variability in results between laboratories.

At MW42 (Lot 2, Regional Watertable), sixty-two analytes in total were found to have RPDs greater than 50%. Fifty-seven of these RPD exceedences were due to differences in LOR between the laboratories. As the LORs were generally below the relevant criteria, these results were not considered to affect the outcomes of this investigation.

Three of the remaining RPD exceedences had the difference between analytes as less than ten times the LOR. Therefore, the data quality was not considered to adversely affect the outcomes of this investigation.

Two analytes had an RPD exceedence where the difference between both analytes was greater than ten times the LOR. TPH C_6-C_9 and TPH C_{15}-C_{28} had an exceedence value of RPD=192% and RPD=186% respectively. Generally, these elevated RPDs arose from one result being below the laboratory LOR and the other above. The secondary laboratory (ALS) recorded the larger of the two values at 0.25 mg/L and 0.67 mg/L for TPH C_6-C_9 and TPH C_{15}-C_{28}. The RBC for Lot 2 identifies 1920 mg/L as the level for TPH C_6-C_9 and 9.82 mg/L as the level for TPH C_{15}-C_{28}. All TPH C_6-C_9 and TPH C_{15}-C_{28} concentrations for wells at Lot 2 were below these criteria levels and therefore, the data quality was not considered to adversely affect the outcomes of the investigation.

In general, inter-laboratory testing did not highlight any major issues with the quality of the data.

6.4 Laboratory Duplicates

6.4.1 Primary Laboratory (Leeder)

A total of ten laboratory duplicates were analysed by Leeder over the duration of the investigation. The laboratory duplicates were analysed for a range of analytes. One of the laboratory duplicates was only analysed for metals and one was only analysed for TPH. The comparison between duplicate sample results has been assessed by using a RPD calculation as described in Section 6.3.

The laboratory duplicate samples were randomly spread across the study area and across the different formations. One of the laboratory duplicates was located at an upgradient monitoring well, MWG45 (Regional Watertable). Four duplicates were located at Lot 2 (MWG47 (Leederville), a wash blank between MWG47 (Base of Guildford) and MWG48 (Leederville), MW42 (Regional Watertable) and at a wash blank between MW42 (Lot 2, Regional Watertable) and MWG64 (Hanson, Regional Watertable). Two of the duplicates were located in the Damplands (MWG62 (Regional Watertable) and MWG68 (Alluvium)). One of the duplicates was located on site (MW25 (Base of Guildford)), one was located at Lot 2 (MWG91A (Regional Watertable)) and one was located at SG07 (Helena River, upstream).

Nine of the ten laboratory duplicate samples did not have RPDs greater than 50%, indicating satisfactory agreement between results and acceptable internal laboratory reproducibility of results. The sample which reported laboratory duplicates RPDs greater than 50% was collected from MWG91A (Lot 2, Regional Watertable)).

The laboratory duplicate for MWG91A (Lot 2, Regional Watertable) reported two RPDs which exceeded the acceptable range of between 0% and 50%. PCE had an RPD of 55% based on a primary result of 0.004 mg/L and a duplicate result of 0.007 mg/L. This RPD was greater than 50%, however, the difference between results was less than ten times the LOR and so this result is not considered to have adversely affected the outcomes of the investigation. Cis-1,2-DCE had an RPD of 67% based on a primary result of 0.001 mg/L and a duplicate result of 0.002 mg/L. This RPD was greater than 50%, however, the difference between results was less than ten times the LOR and so Golder does not consider this result to have adversely affected the outcomes of the investigation.

Laboratory duplicates were also run on spike recoveries as part of the laboratories internal QA/QC testing regime. None of these duplicate results had RPDs exceeding 50%.

6.4.2 Secondary Laboratory (ALS)

The acceptable range that is adopted by ALS states that for samples with concentrations less than ten times the LOR, no acceptable RPD range is applied, for samples with concentrations between ten and twenty times the LOR an acceptable range of 0 to 50% is applied and for samples with concentrations greater than twenty times the LOR an acceptable range of 0 to 20% is applied.

All ALS laboratory duplicates were within the acceptable range set by the laboratory as well as within Golder's acceptable RPD limit (50%).

6.5 Blank Samples

Results of the field and laboratory wash blanks and trip blank samples are presented in Table 13.
A laboratory (method) blank analysis was also conducted by each laboratory for each batch of samples that were received. Laboratory certificates of analysis are presented in Appendix A.

6.5.1 Laboratory (Method) Blanks

6.5.1.1 Primary Laboratory (Leeder)

Leeder reported eight laboratory blanks throughout the sampling and analysis programme (one per batch). Laboratory blanks were conducted on all analytes which were part of the analytical suite for that batch.

The results of the laboratory blank analysis indicate that no analytes were detected above the laboratory LOR in any of the laboratory blanks.

6.5.1.2 Secondary Laboratory (ALS)

The results of the laboratory blank analyses by ALS indicate that no analytes were detected above the laboratory LOR in any of the laboratory blanks.

6.5.2 Trip Blanks

Nine trip blanks (1 per day + 1 per batch to secondary laboratory) were analysed for VOCs and Br-VOCs to assess whether cross contamination of volatiles may be occurring in transit. Trip blanks were provided by Leeder and ALS and were sent to the corresponding laboratory.

Review of trip blanks submitted to both Leeder and ALS revealed that most samples were below the respective LOR for VOCs and Br-VOCs. A trip blank sent on 28 July 2010 to Leeder recorded concentrations of Dibromochloromethane (0.002 mg/L) and Tribromomethane (0.003 mg/L). All samples for this batch recorded less than LOR concentrations for Dibromochloromethane and Tribromomethane. Hence the trip blanks results were considered acceptable for this investigation.

6.6 Wash Blanks

Wash blanks are samples consisting of laboratory grade distilled water which was collected following rinsing decontaminated parts of the sampling equipment which had had contact with groundwater. The wash blank tests for cross-contamination between wells according to which, if any, analytes are still present on the pump after decontamination. Three representative samples of un-used rinse water were also submitted to the laboratory to facilitate a comparison with wash blank analytical results. The un-used rinse water samples were collected on 24 July, 26 July and 27 July 2010. Detections of aluminium and iron were noted in the un-used rinse water samples. The lab was contacted and confirmed that these results were correct. Both aluminium and iron concentrations recorded in the un-used rinsate water were below the relevant RBC. Table L provides a summary of rinse water detections.

Table L: Detections in Un-Used Rinse Water

Analyte	Concentration range (mg/L)
Aluminium	0.001-0.002
Iron	0.002-0.005

Six wash blank samples were collected during the 2010 annual groundwater monitoring programme. Wash blanks were collected only on days when the submersible pump was used to collect groundwater samples. All wash blanks were analysed for metals (excluding ferrous iron), TPH and VOCs.

The results of the wash blank testing indicated that metals were detected in some wash blank samples. A review of the wash blank data indicates that there are no apparent trends to signify data integrity issues or problems with the decontamination procedure. Table M provides a summary of the detected analytes in the wash blanks. Further discussion of the wash blank results is provided below.

Table M: Detections in Wash Blanks

Analyte	Limit of Reporting (LOR) (mg/L)	Number of Wash Blanks Detected In	Maximum Concentration (mg/L)	Site and Lot 2 RBC (mg/L)
Aluminium	0.001	3	0.003	309
Iron	0.001	5	0.03	217
Lead	0.001	1	0.002	0.0034*
Zinc	0.001	4	0.005	0.008*

*When a Site and Lot 2 RBC was not available, the Aquatic Ecosystem Screening Criteria was used for comparison.

Metals detected in the wash blanks were not detected regularly and when they were detected, the concentrations were negligible in comparison to the site and Lot 2 RBC. Aluminium was detected in three wash blank samples and iron was detected in five of the six wash blank samples. These results appear to be associated with the laboratory grade rinse water which also had concentrations of aluminium and iron. The concentration of iron in one of the wash blanks was greater than the other readings, however, the result was still less than site and Lot 2 RBC. Lead was detected in one sample (wash blank collected from the washed submersible pump at MWG47 (Lot 2, Leederville)), though results were only marginally above the LOR and fell below the Aquatic Ecosystem Screening Criteria. Zinc was detected in four of the wash blank samples. The results were not greater than the RBC and zinc has been observed in wash blank samples historically (Golder, 2009b). It appears that the decontamination procedures adopted were sufficient to minimise cross contamination between wells and to allow for meaningful interpretation of the results.

6.7 Surrogate Recoveries

The results of the surrogate analyses from the primary and secondary laboratories are presented in the laboratory certificates of analysis, presented in Appendix A.

6.7.1 Primary Laboratory (Leeder)

The surrogate recoveries are a measure of the amount of a chemical the laboratory has actually retrieved during a sample analysis. A known quantity of a similar chemical that is not present in the groundwater sample is added to the sample, and then the percentage retrieved during analysis is measured and used as a base measure for the expected percentage of similar analytes retrieved, as opposed to how much is actually present. Both NATA and Leeder have established a standard of 60% to 130% as the acceptable range for surrogate recoveries and Golder considers this range acceptable for the requirements of the 2010 groundwater monitoring programme.

All samples surrogate recoveries from Leeder were within the acceptable range of 60% to 130%. For one sample (wash blank between MW42 and MWG64), the surrogate recovery for one VOC surrogate (dibromofluoromethane) was at the upper limit (130%). As all sample surrogate recoveries were within the acceptable range, they are not expected to affect the results of the investigation.

Obtaining 100% recovery for many organic compounds in a variable matrix is often not possible with existing technologies and methodologies. The surrogate recoveries reported by Leeder during this monitoring round were taken into consideration when assessing the groundwater results and in all cases the low recoveries do not appear to have any implications with regards to the outcomes of the investigation.

6.7.2 Secondary Laboratory (ALS)

Surrogate recovery analysis was performed on VOCs, TPH (V)/BTEX and Br- VOCs. For these surrogates, ALS has adopted “dynamic recovery limits” which is covered by their NATA accreditation. The dynamic recovery limits are based on instrument history over a set of 20 quality control lots, and generally cover a much wider range than 70% to 130%. All surrogate recoveries fell within both Golder’s acceptable range and the “dynamic recovery limits” set by ALS.

Also, as stated above, obtaining 100% recovery for many organic compounds in a variable matrix is often not possible with existing technologies and methodologies. Hence, in Golder’s opinion these results have not adversely affected the outcomes of the investigation.

6.8 Spike Recoveries

The results of spike recoveries from the primary and secondary laboratories are presented in the laboratory certificates of analysis, presented in Appendix A.

6.8.1 Primary Laboratory (Leeder)

Spike recoveries are samples (either blank samples or actual samples) to which a known amount of the analytes being tested for have been added and then recovered through the same process as the actual samples to provide an indication of how efficient the recovery process is. As with surrogates, Leeder have a general acceptance limit of 60% to 130%.

All spike recoveries were generally within Leeder’s acceptable limits (60-130%). Therefore, in Golder’s opinion, these results do not adversely affect the outcome of the investigation.

Spike recoveries were not reported in some instances due to high levels of compounds in the sample interfering with spike recovery. In particular, lack of reporting was noted for iron at MWG45 (Upgradient, Regional Watertable), copper at MW25 (Site, Base of Guildford) and both iron and manganese at MWG68 (Damplands, Alluvium). Primary sample results indicated elevated levels of these analytes, therefore the lack of a spike recovery result is considered acceptable.

Spike duplicates were also performed for all of the spike recoveries. No sample duplicates were found to be outside of the acceptable RPD limit of 50%.

6.8.2 Secondary Laboratory (ALS)

All spike recoveries were within the acceptable recovery limits. There was no matrix spike determined for cis-1,2-DBE and trans-1,2-DBE individually. ALS were contacted and explained that a spike recovery is completed for the total 1,2-DBE, which was within the acceptable recovery limits. Golder does not expect these results to affect the outcome of the investigation.

All other spike recoveries were within the acceptable range set by the laboratory.

6.9 Quality Assurance/Quality Control Summary

As per the SAP (Golder, 2010b), the field QA/QC programme adopted for the investigation included the following:

- The use of dedicated equipment at each location coupled with stringent field decontamination procedures to minimise the potential risk of cross-contamination.
- The collection of samples into laboratory provided sample containers with appropriate preservatives where required.
- The collection and review of trip blanks as a check on sample integrity and laboratory data quality.
- Field duplicates submitted to the primary NATA approved laboratory, with duplicate split being sent an alternative NATA approved laboratory.
- Consideration of internal laboratory QA/QC results, including a review of laboratory duplicate and blank sample results, as well as the results of surrogate and spike analyses.
- Discussion of any other QA/QC issues that arise.

The laboratory QA/QC programme adopted for the investigation included the following:

- The primary laboratory for the annual samples was conducted by Leeder Consulting with ALS as the duplicate laboratory. All laboratories are NATA registered for all the required analyses.
- A minimum of one laboratory duplicate performed on each batch of samples provided to the lab. The relative percent difference (RPD) is considered satisfactory if below 50%. Laboratory blanks will be run at the beginning and end of each batch of samples. Spike recovery analyses for each analytical suite, for each batch of samples received (i.e. one spike recovery analyses for every 10 samples) will be undertaken. Spike recovery analysis results within a range of 75% to 125% is considered satisfactory for quality.

A summary of the QA/QC assessments undertaken as part of the investigation is provided below.

Fieldwork was undertaken using procedures to minimise the risk of cross contamination which included:

- collection of samples using new disposable nitrile gloves for each sample collected
- collection of groundwater samples using dedicated sampling equipment (tubing, pump bladders and o-rings) at each location
- decontamination of sampling equipment prior to sample collection at each location
- groundwater samples for metals were field filtered using a disposable, one-use 0.45 µm filter, and
- samples were collected into clean laboratory provided sample containers with appropriate preservatives where required.

Based on this, the risk of cross-contamination was considered to have been successfully minimised. Additionally, the QA/QC programme included:

- The calibration (pH and conductivity) of the water quality meter used to measure field parameters was checked during the investigation and considered to be satisfactorily calibrated.
- The laboratory LOR for contaminants of concern were targeted at being below the adopted screening criteria and site-specific RBC allowing satisfactory interpretation of results.

- Field blind and field split duplicate groundwater samples were collected and analysed at an acceptable rate (i.e. greater than 10% for contaminants of concern).
- The RPDs calculated for the field blind and field split duplicates were generally within the acceptable range of 0% to 50%. All of the duplicates with RPDs exceeding 50% were related to differences in concentration on or close to laboratory LOR. This indicates that the analytical results may be considered to be precise. The results were all below relevant screening criteria.
- The results of the internal laboratory QA/QC assessment involving duplicate, spike, surrogate and laboratory blank analyses were judged to produce accurate results for the purposes of this investigation.
- Wash blank samples were collected and analysed as a check on decontamination procedures and data quality. A review of the wash blank results indicated that some analytes were detected; however, there does not appear to be any data quality issues associated with their presence.
- Trip blank samples were analysed as part of the field QA programme and all results were considered acceptable for this investigation.

Overall, the quality assurance objectives for the investigation have been met and that the data integrity was acceptable to produce precise and accurate analytical data for the purposes of the 2010 groundwater monitoring programme. Furthermore, the QA/QC program implemented for the 2010 annual groundwater monitoring programme was consistent with the guidelines outlined in the Golder SAP (Golder, 2010b).

7.0 DISCUSSION

In general, the results indicate that concentrations of chlorinated solvents both on and off site have decreased since 2009 (Golder, 2010a). A review of the groundwater flow direction and velocities in 2010 indicate little change from previous years. Groundwater flow direction in the Regional and Base of Guildford have changed slightly from a south-westerly to a south-south-westerly direction. These changes correspond with groundwater flow in the Leederville and Alluvial formations. Groundwater velocities can provide information regarding the speed that contaminants will move within the formations. These groundwater velocities agree with expected groundwater flows and will be compared with future readings to assess changes in velocity.

The TCE distribution over the study area is presented in Figure 7. In 2010, decreases in the concentration of TCE were observed at MW21i (Site, Regional Watertable), MW23i (Site, Regional Watertable), MW42 (Lot 2, Regional Watertable), MWG49 (Lot 2, Regional Watertable), MWG57 (Lot 2, Regional Watertable), MWG59 (Lot 2, Regional Watertable), MWG68 (Damplands, Alluvial) and MWG70 (Southwest Industrial Area, Regional Watertable). TCE concentrations on site remained below the relevant RBC.

There were TCE concentration increases at locations MWG91A (Lot 2, Regional Watertable), MWG91B (Lot 2, Middle of Guildford), MWG91C (Lot 2, Base of Guildford), MWG62 (Damplands, Regional Watertable), MWG63 (Damplands, Regional Watertable) and MWG66 (Damplands, Alluvial).

The largest increases in TCE were observed in the set of wells MWG91A (Lot 2, Regional Watertable), MWG91B (Lot 2, Middle of Guildford), and MWG91C (Lot 2, Base of Guildford) along with MWG63 (Damplands, Regional Watertable). These wells are located upgradient of the PRB system. Downgradient concentrations of TCE at MW36, MWG60, SG05, SG06 and SG07 were below LOR and below RBC at MWG68 and MWG66 indicating the TCE plume is likely not impacting on sensitive receptors in the Helena River. Other than this round of monitoring the MWG91 series has only previously been sampled during the 2009 interim monitoring (September 2010) and therefore the increase in concentrations may be due to seasonality and not indicative of a trend. The increase in TCE concentration at MWG63 has seen the concentration return to levels above RBC and is consistent with results prior to the 2009 monitoring. Concentrations of TCE at MWG66 increased in 2010 compared to 2009 results from 0.056 mg/L to 0.42 mg/L. Nevertheless, a general decrease in TCE concentrations has been noted at MWG63 since 2006.

Figure 8 presents the distribution of chlorinated ethenes (PCE, TCE, cis-1,2-DCE and 1,2-DCA) in the Regional Watertable across the study area. As previously identified in the 2008 and 2009 annual monitoring results, two plume centrelines can be identified 1) a plume consisting of a mixture of chlorinated solvents with concentrations generally below RBC 2) a plume of predominantly TCE emanating from the Stanley Street Cul-de-Sac. Both plumes converge at the base of the escarpment where the permeable reactive barrier system has been installed. The plume centrelines have remained consistent with results from 2009 and concentrations of chlorinated ethenes along these plume centrelines have generally decreased since 2009.

Results from the 2009 annual programme showed concentrations of chlorinated solvents above the detection limit in the Helena River. Subsequent pore water sampling also detected concentrations of chlorinated solvents. Results from this annual sampling round did not detect any concentrations of chlorinated solvents above detection limits in the Helena River. Analytes exceeding the aquatic screening criteria in the Helena River were iron and aluminium. There are no indications that these exceedences are directly related to on-site contamination.

The concentration of benzene in MW25 (Site, Base of Guildford) has decreased to below the relevant RBC over the last year indicating that downward migration of benzenes has potentially reached a steady state. Concentrations of benzene were above the relevant RBC in 2008 and 2009 but has previously been identified as being below the laboratory LOR. There was also a decrease in total TPH fractions C_6-C_{36} (0.46 mg/L to <0.05 mg/L) which indicates that there may be a reduced downward migration of other hydrocarbons. Concentrations of TPH fractions C_6-C_{36} has fluctuated over the years although this is the first time since 2004 where concentrations fell below the laboratory LOR. Decreased concentrations of both benzene and total TPH fractions at the Base of Guildford indicate that the downward migration of hydrocarbons may be slowing down. This could be due to natural degradation of the plume.

In Lot 2, the concentration of benzene at MWG48 (Lot 2, Base of Guildford) was above relevant RBC for the first time since sampling began in 2005. Surrounding monitoring wells (MWG47, MWG49) have not detected benzene. It should also be noted that the concentration of TPH C_6-C_9 at MWG48 was below the detection limit. The laboratory was contacted and Golder was advised that the discrepancy is due to the analysis of benzene and TPH being undertaken on different equipment. The benzene detection was close to the limit of reporting and the chromatograph indicated a spike in the TPH C_6-C_9, however, it was below the detection limit.

There has been an increase in vinyl bromide concentration at MWG49 (Regional Watertable) and MWG59 (Regional Watertable) at Lot 2 with both exceeding RBC. However, as both locations are upgradient of the PRB, which has the capability of remediating vinyl bromide, it is not considered by Golder to currently pose a risk to human or ecological receptors.

There were increases in arsenic, copper, manganese and nickel in on-site wells. Increases in arsenic concentrations at MWG62 (Damplands, Alluvial) and MWG66 (Damplands, Alluvial) were detected which exceeded the aquatic ecosystem screening criteria. Arsenic has previously been detected at MWG62 but not MWG66. Concentrations of aluminium, iron, copper, manganese, lead and zinc all decreased at MWG63 (Damplands, Regional Watertable). There were decreases in metal concentrations across the remaining wells in the Damplands. It is likely that metals concentrations in the Damplands and Helena River are not attributable to contamination originating from the former Waste Control site.

8.0 CONCLUSIONS AND RECOMMENDATIONS

This report has presented the results of the 2010 annual groundwater monitoring round undertaken at the former Waste Control site and its surrounds. The programme included the collection of groundwater measurements and the collection of samples from 29 locations. The results from this annual monitoring programme are in general agreement with the results of previous programmes.

The following is a summary of the results of the 2010 annual monitoring programme:

- No chlorinated solvents were detected in the Helena River.

- Generally, chlorinated solvent results have decreased in comparison to 2009 results.
- Benzene and TPH fractions in MW25 were below the relevant RBC and therefore downward migration of hydrocarbons has potentially reached steady state.
- Increases in metals were detected in on-site wells (MW21i, MW22i, MW23i and MW25) and some Dampland wells (MWG62, MWG63 and MWG66).

Golder recommends that an annual monitoring programme be undertaken in 2011. All monitoring locations undertaken in 2010 should be included in the 2011 monitoring programme.

9.0 REFERENCES

Commander, P, (2004). Outline of the Hydrogeology of the Hydrogeology of the Perth Region. Australia Geomechanics, Vol. 38, No. 3, September 2003.

DoE (2001-2004). Western Australian Department of Environment. Quarterly Monitoring Data and Reports. March 2001, May 2001, November 2001, March 2002, June 2002, August 2002, October 2002, March 2003, July 2003, October 2003, February 2004, June 2004, October 2004.

Environmental Protection Agency (EPA), Technical Protocol for Evaluation Natural Attenuation of Chlorinated Solvents in Ground Water, EPA/600/R-98/128, September 1998.

Golder Associates, (2005). Geological and Hydrogeological Conditions, Bellevue Waste Control Site, April 2005. 04643336-R05.

Golder Associates, (2006a). Human Health and Ecological Risk Assessment Former Waste Control Site, Bellevue WA, November 2006, 04643336-R08.

Golder Associates (2006b). Hydrogeological Site Assessment, Former Bellevue Waste Control Site Bellevue, WA, June 2007, 04643336-R10.

Golder Associates (2008a). Summary of Completed Work for Off-Site Contamination at the Former Waste Control Site Bellevue, July 2008, 087643011 011 R Rev 0.

Golder Associates (2008b). Review of Risk-Based Criteria Former Waste Control Site, Bellevue, June 2008, 087643011 012 R.

Golder Associates (2008c). Review of Ecological Screening Criteria for Groundwater, Former Waste Control Site, Bellevue, 17 September 2008, 087643011 031 L DRAFT Rev0.

Golder Associates (2008d). Summary of Completed Work for On-Site Contamination at the Former Waste Control Site Bellevue, June 2008, 087643011 004 Rev0.

Golder Associates (2009a). Off-Site Groundwater Remediation Plan and Permeable Reactive Barrier Design, Draft, 08743011 050 R DRAFT Rev1.

Golder Associates (2009b). 2009 Annual Groundwater Monitoring Programme, Waste Control Site, Bellevue WA. 087643011 053 Rev0, June 2009.

Golder Associates (2009c). Response to the Contaminated Sites Auditor Comments Regarding the “Human Health and Ecological Risk Assessment”, August 2009 087643011 059 L Rev0.

Golder Associates (2010a) July 2010 Quarterly Results 087643011 150 R Rev1.

Golder Associates (2010b). Annual Groundwater Monitoring Programme 2009, April 2010 087643011 053 R Rev1.

Golder Associates (2010c). Sampling and Analysis Plan. Former Waste Control Site, Bellevue WA, August 2010 087643011 149 R Rev1.

HRS (2000). Preliminary Environmental Site Assessment for Subsurface Contamination for Waste Control Pty. Ltd., Hydrocarbon Remedial Services, May 2000.

URS (2002). Detailed Environmental Site Investigation (report reference 548-F45801).

URS (2003). Further Site Investigation (report reference 20857-042-562/579-F5487).

Report Signature Page

GOLDER ASSOCIATES PTY LTD

Christian Borovac Environmental Engineer	Keely Mundle Environmental Engineer	Stefan Waldek Principal Environmental Scientist

CB/DAR/eh

A.B.N. 64 006 107 857

Golder, Golder Associates and the GA globe design are trademarks of Golder Associates Corporation.

j:\jobs408\environ\087643011 - bellevue - further work\corres out\087643011 147 r - annual 2010\087643011 147 r rev1.docx

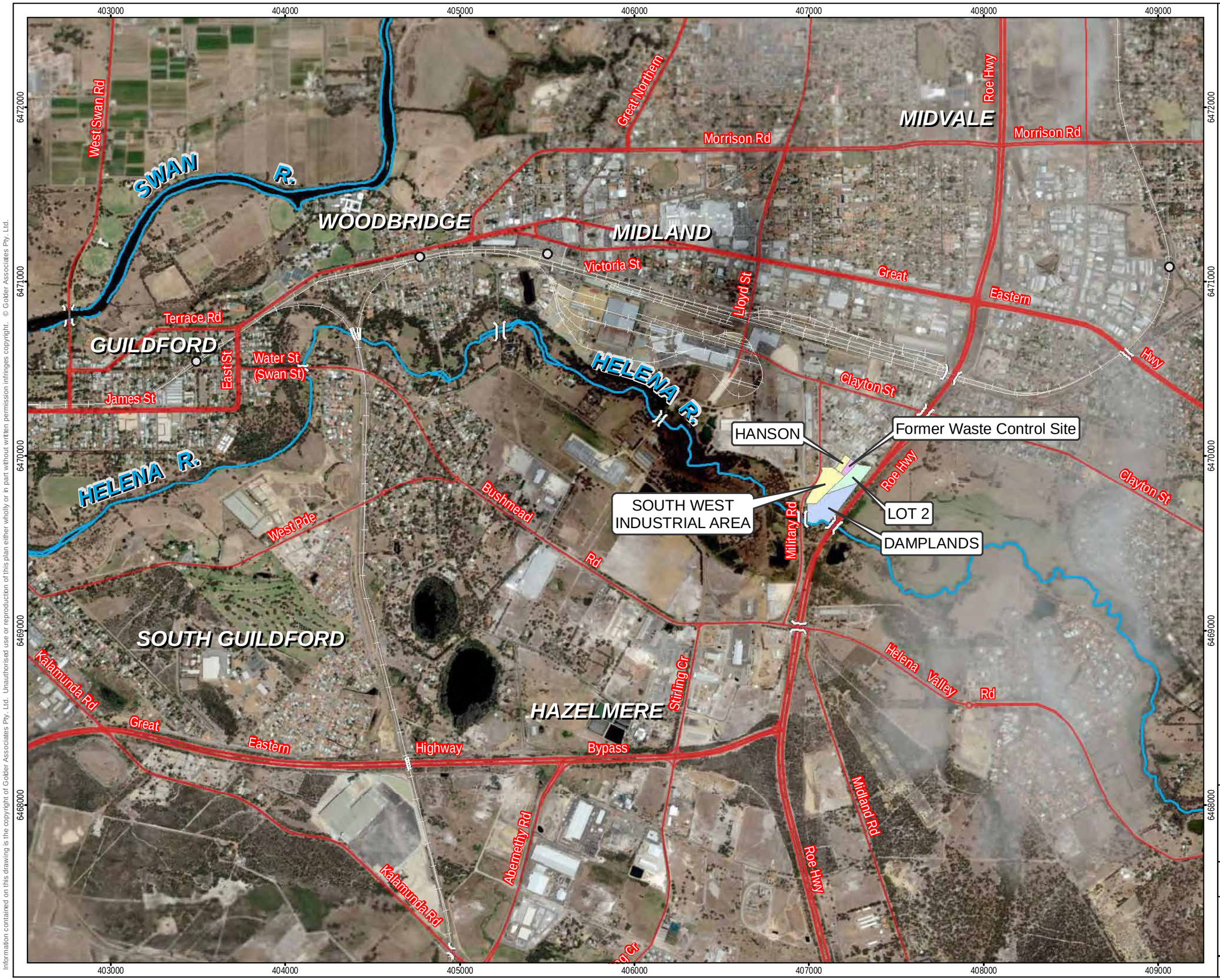

Legend

- Highway
- Road; Rural Arterial
- Road; Urban Arterial
- Bridge
- Railway Station
- Rail
- Watercourse

Boundaries

- Hanson and Industrial Area
- Former Waste Control Boundary
- Damplands Boundary
- Lot 2 Boundary

N

COPYRIGHT:

Aerial Photography sourced from Bing Online.
Cadastre sourced from Landgate.
Base Data/Roads sourced from MapInfo Street Pro Data 2009, V4.

0 250 500 1,000 m

A3 SCALE 1:20,000
Datum GDA94, Projection MGA94, Zone 50

CLIENT	DEC
PROJECT	087643011-147-R-REV1
DATE	30 Sep 2011
COMPILED	SR
APPROVED	DAR

Golder Associates
Level 2, 1 Havelock Street
West Perth WA 6005
Ph: +618 9213 7600
Fx: +618 9213 7611

Former Waste Control Site, Bellevue

SITE LOCATION PLAN

FIGURE 1

Information contained on this drawing is the copyright of Golder Associates Pty. Ltd. Unauthorised use or reproduction of this plan either wholly or in part without written permission infringes copyright. © Golder Associates Pty. Ltd.

File Location: J:\Jobs408\Environ\087643011 - Bellevue - Further Work\GIS\Projects\R147\087643011_147_R_F0001_REV1.mxd

0 25 50 m

A3 SCALE 1:1,500

Datum GDA94, Projection MGA94, Zone 50

COPYRIGHT:
Aerial photography (2011) and Cadastre
Sourced from Landgate.
Base Data/Roads sourced from MapInfo Street Pro
Data 2009, V4.

N

Wells

AQUIFER TYPE

- Alluvium
- Base of Guildford
- Guildford (Regional)
- Shallow
- Leederville
- Decomissioned or Destroyed

- Staff Gauges
- River Sampling
- PRB
- Drainage
- Site Boundaries
- Cadastre

Department of Environment and Conservation
Former Waste Control Site, Bellevue

SITE PLAN AND
SAMPLE LOCATIONS

Figure 2

Golder Associates
Level 2, 1 Havelock Street
West Perth WA 6005
Ph: +618 9213 7600
Fx: +618 9213 7611

PROJECT	087643011-147-R-REV1
DATE	30/09/2011
DRAWN	HW
APPROVED	DAR

File Location: J:\Jobs408\Environ\087643011 - Bellevue - Further Work\GIS\Projects\R147\087643011_147_R_F0002_REV1.mxd

Information contained on this drawing is the copyright of Golder Associates Pty. Ltd. Unauthorised use or reproduction of this plan either wholly or in part without written permission infringes copyright. © Golder Associates Pty. Ltd.

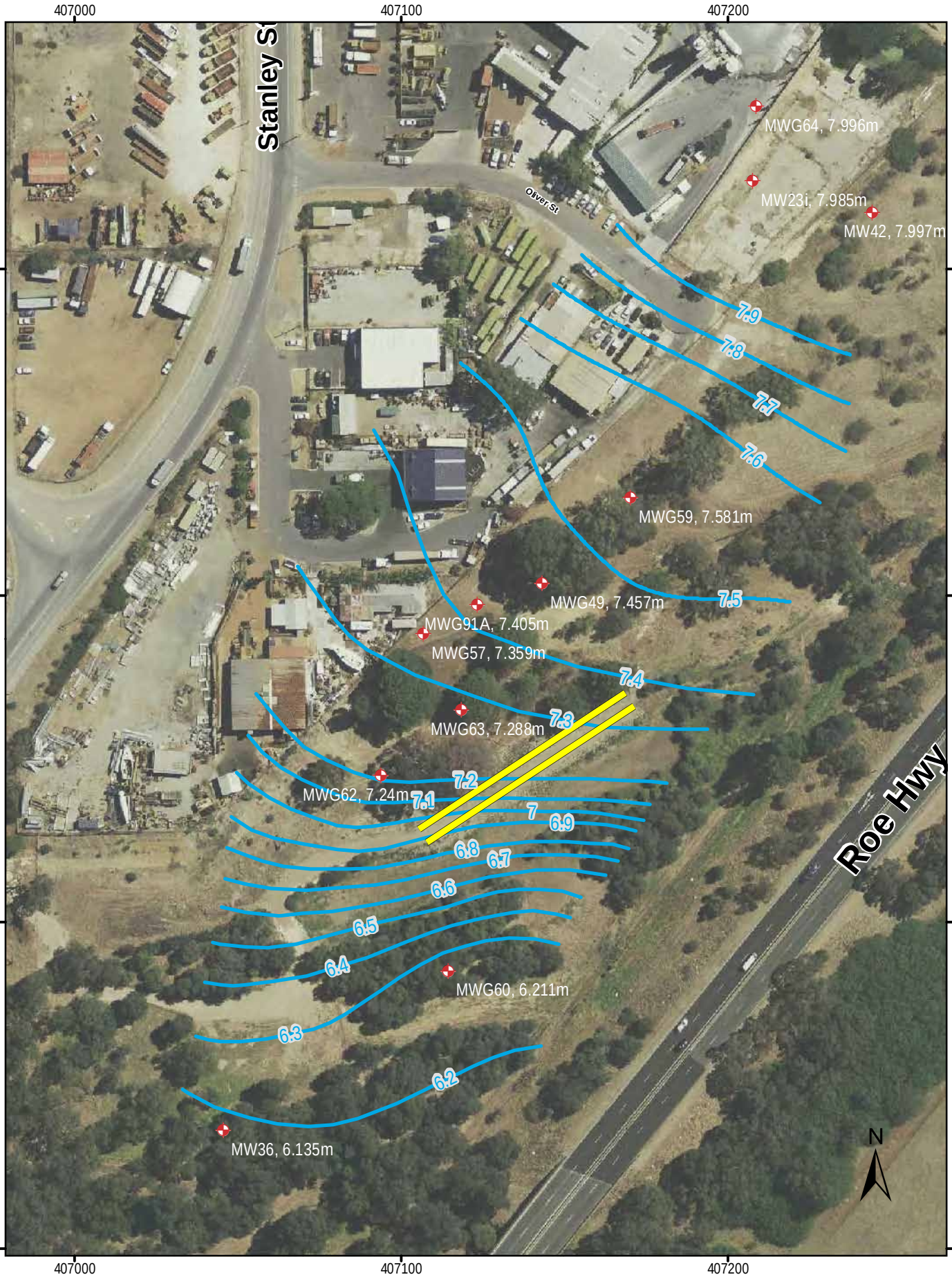

PROJECT	087643011-147-R-REV1
DATE	29 Sep 2011
DRAWN	HW
APPROVED	DAR

Metres
0 10 20 40 60

A4 SCALE 1:1,600

Datum GDA94, Projection MGA94, Zone 50

COPYRIGHT:
Aerial photography source: Landgate SLIP (2011)

Legend

- Well in Guildford (Regional) Aquifer And May 2010 water level (m AHD)
- PRB
- Inferred Groundwater Contour (m AHD)

Department of Environment and Conservation

Former Waste Control Site, Bellevue

GROUNDWATER ELEVATIONS AND INFERRED GROUNDWATER CONTOURS IN THE REGIONAL WATERTABLE (GUILDFORD FORMATION) - 2010

Figure 3

Golder Associates
Level 2, 1 Havelock Street West Perth WA 6005
Ph: +618 9213 7600
Fax: +618 9213 7611

Information contained on this drawing is the copyright of Golder Associates Pty. Ltd. Unauthorised use or reproduction of this plan either wholly or in part without written permission infringes copyright. © Golder Associates Pty. Ltd.

File Location: J:\Jobs408\Environ\087643011 - Bellevue - Further Work\GIS\Projects\R147\087643011_147_R_F0003_REV1.mxd

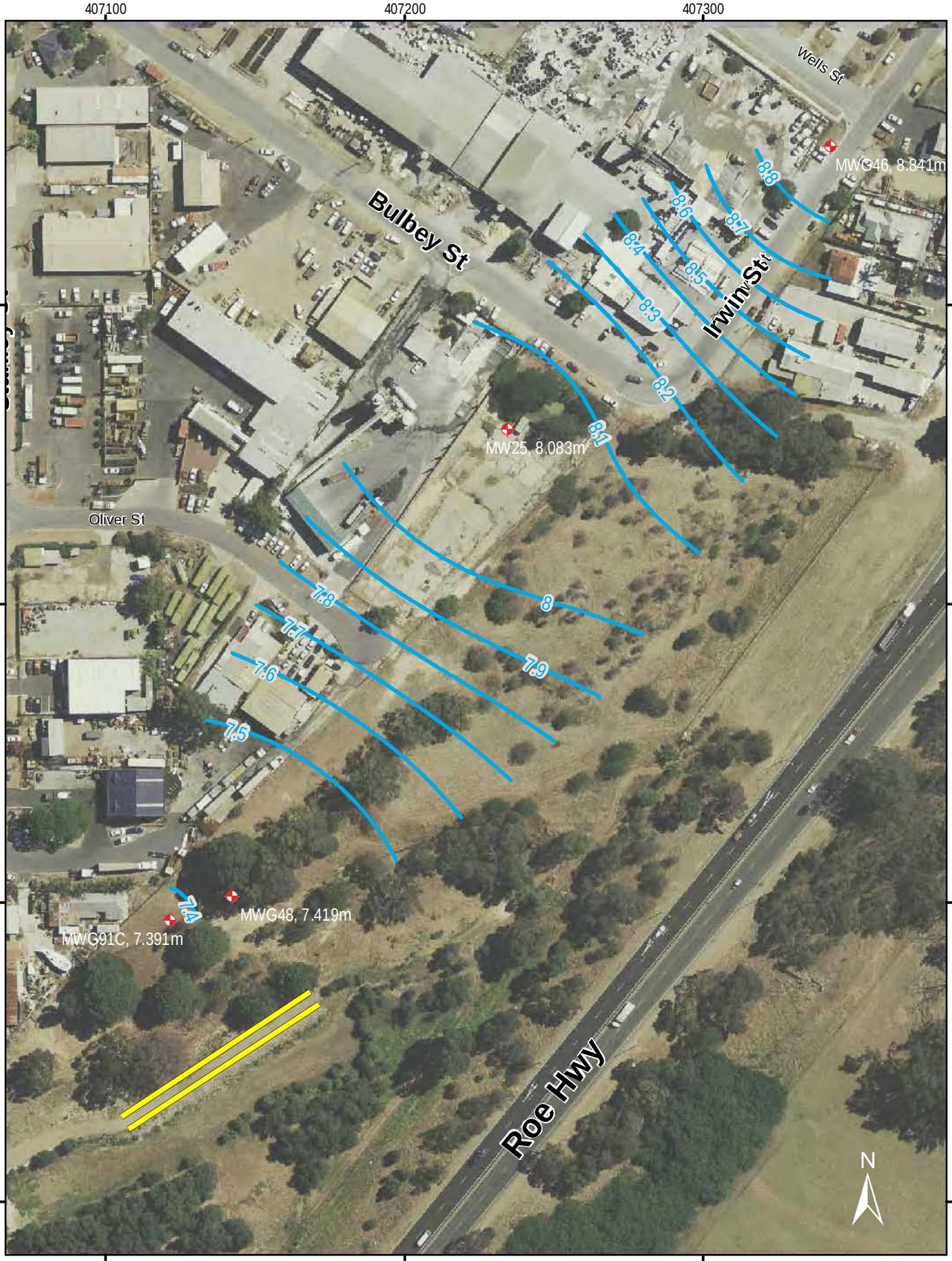

PROJECT	087643011-147 R-REV1
DATE	29 Sep 2011
DRAWN	HW
APPROVED	DAR

0 5 10 20 30 40 50 Metres

A4 SCALE 1:1,750

Datum GDA94, Projection MGA94, Zone 50

COPYRIGHT:
Aerial photography source: Landgate SLIP (2011)

Legend

- Well in Base of Guildford Aquifer and May 2010 water level (mAHD)
- PRB
- Inferred Groundwater Contour (m AHD)

Department of Environment and Conservation

Former Waste Control Site, Bellevue

GROUNDWATER ELEVATIONS AND INFERRED GROUNDWATER CONTOURS IN THE BASE OF GUILDFORD FORMATION - 2010

Figure 4

Golder Associates
Level 2, 1 Havelock Street
West Perth WA 6005
Ph: +618 9213 7600
Fax: +618 9213 7611

Information contained on this drawing is the copyright of Golder Associates Pty. Ltd. Unauthorised use or reproduction of this plan either wholly or in part without written permission infringes copyright. © Golder Associates Pty. Ltd.

File Location: J:\Jobs408\Environ\087643011 - Bellevue - Further Work\GIS\Projects\R147\087643011_147_R_F0004_REV1.mxd

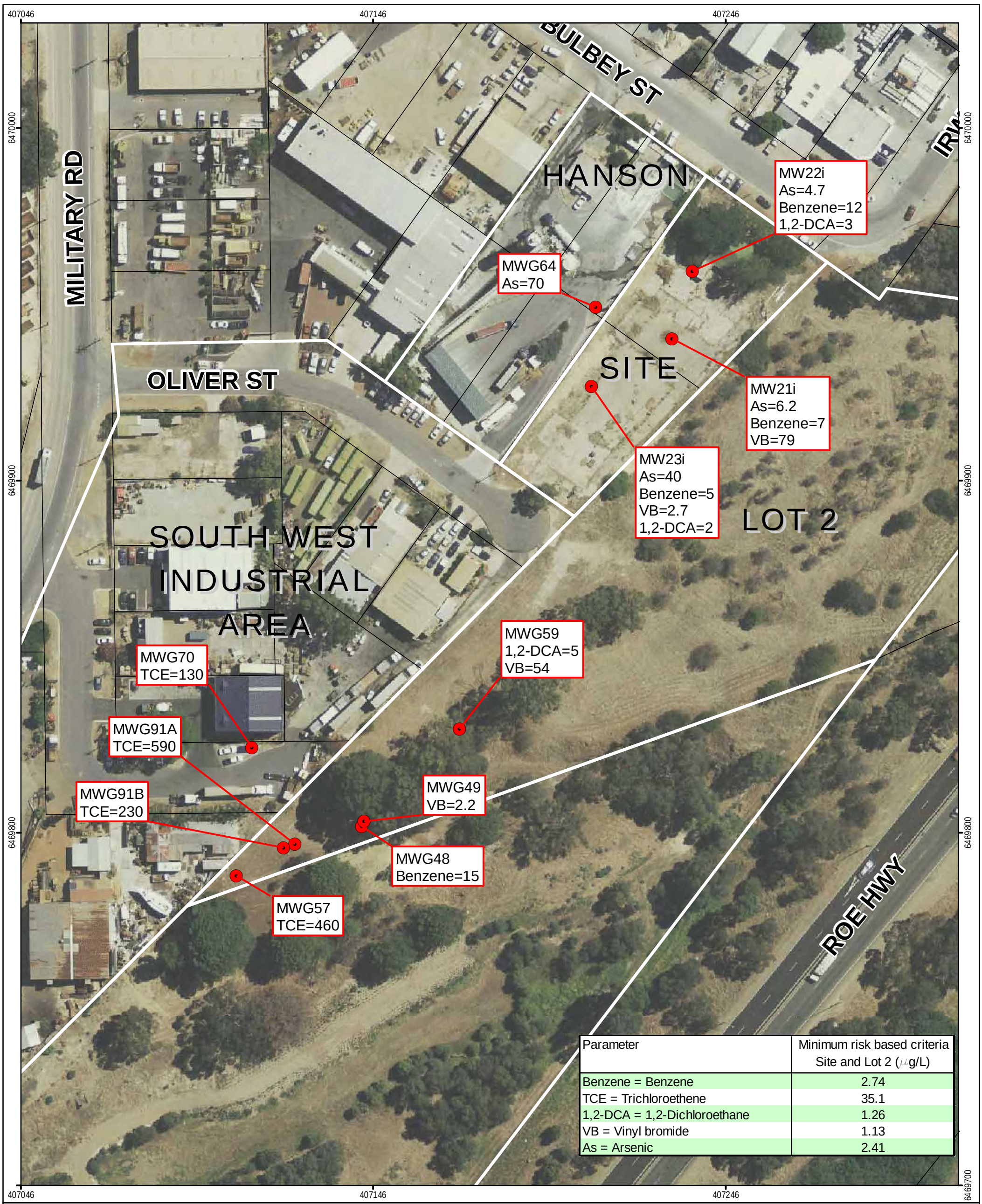

Parameter	Minimum risk based criteria Site and Lot 2 (μg/L)
Benzene = Benzene	2.74
TCE = Trichloroethene	35.1
1,2-DCA = 1,2-Dichloroethane	1.26
VB = Vinyl bromide	1.13
As = Arsenic	2.41

0 25 50 m

A3 SCALE 1:1,000

Datum GDA94, Projection MGA94, Zone 50

COPYRIGHT:
Aerial photography (2011) and Cadastre Sourced from Landgate.
Base Data/Roads sourced from MapInfo Street Pro Data 2009, V4.

N

Legend

- Concentrations over RBC (μg/L)
- Drainage
- Site Boundaries
- Cadastre

Department of Environment and Conservation
Former Waste Control Site, Bellevue

GROUNDWATER CONCENTRATIONS (2010) EXCEEDING HUMAN HEALTH RBC

Golder Associates
Level 2, 1 Havelock Street West Perth WA 6005
Ph: +618 9213 7600
Fx: +618 9213 7611

PROJECT	087643011-147-R-REV1
DATE	30/09/2011
DRAWN	HW
APPROVED	DAR

Figure 5

Information contained on this drawing is the copyright of Golder Associates Pty. Ltd. Unauthorised use or reproduction of this plan either wholly or in part without written permission infringes copyright. © Golder Associates Pty. Ltd.

File Location: J:\Jobs408\Environ\087643011 - Bellevue - Further Work\GIS\Projects\R147\087643011_147_R_F0005_REV1.mxd

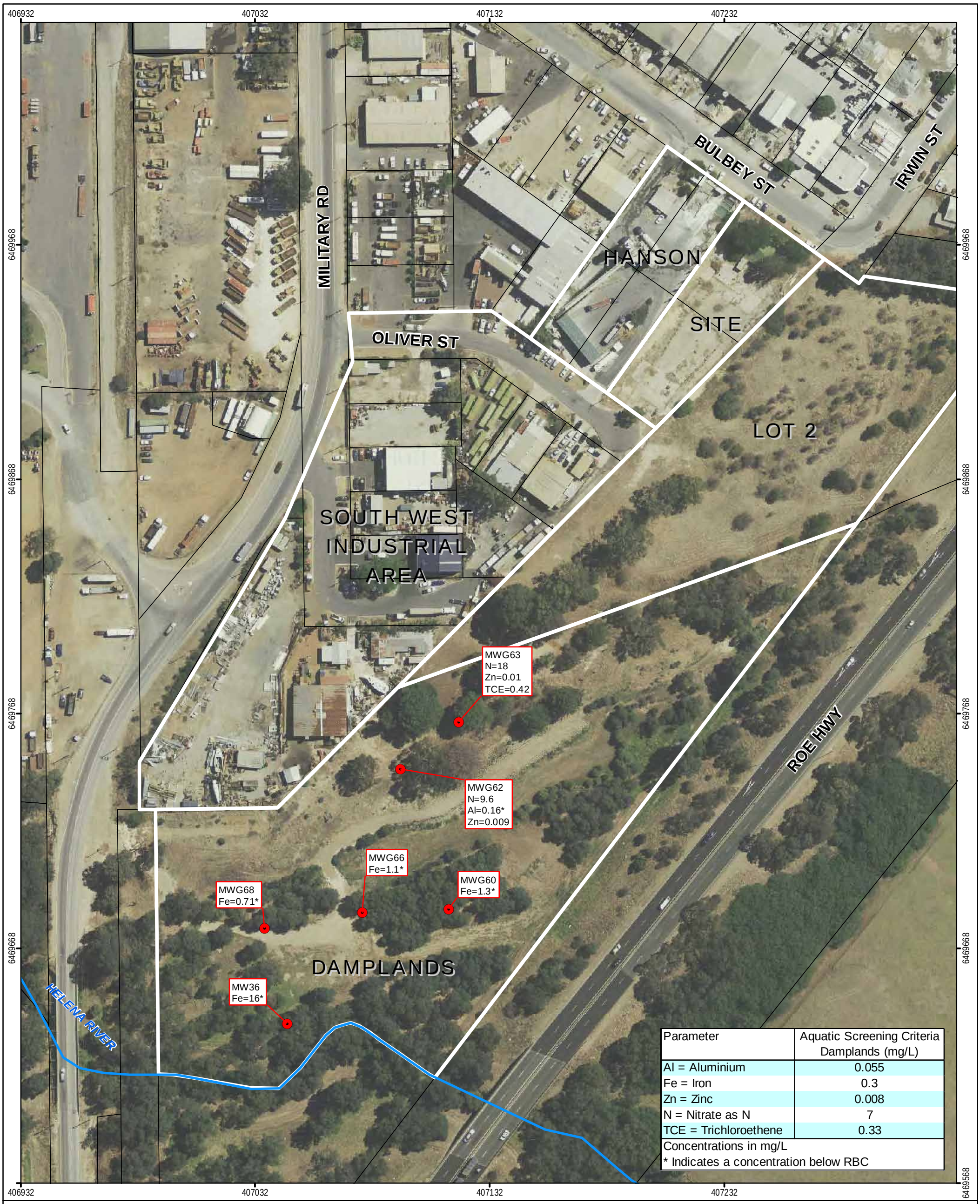

Parameter	Aquatic Screening Criteria Damplands (mg/L)
Al = Aluminium	0.055
Fe = Iron	0.3
Zn = Zinc	0.008
N = Nitrate as N	7
TCE = Trichloroethene	0.33

Concentrations in mg/L
* Indicates a concentration below RBC

0 25 50 m

A3 SCALE 1:1,500

Datum GDA94, Projection MGA94, Zone 50

COPYRIGHT:
Aerial photography (2011) and Cadastre Sourced from Landgate.
Base Data/Roads sourced from MapInfo Street Pro Data 2009, V4.

N

Legend

- Concentrations over Aquatic Screening Criteria
- Site Boundaries
- Cadastre
- Drainage

Department of Environment and Conservation
Former Waste Control Site, Bellevue

DAMPLANDS GROUNDWATER CONCENTRATIONS (2010) EXCEEDING AQUATIC SCREENING CRITERIA

Golder Associates
Level 2, 1 Havelock Street West Perth WA 6005
Ph: +618 9213 7600
Fx: +618 9213 7611

PROJECT	087643011-147-R-REV1
DATE	30/09/2011
DRAWN	SR
APPROVED	DAR

Figure 6

Information contained on this drawing is the copyright of Golder Associates Pty. Ltd. Unauthorised use or reproduction of this plan either wholly or in part without written permission infringes copyright. © Golder Associates Pty. Ltd.

File Location: J:\Jobs408\Environ\087643011 - Bellevue - Further Work\GIS\Projects\R147\087643011_147_R_F0006_REV1.mxd

0 25 50 m

A3 SCALE 1:1,250

Datum GDA94, Projection MGA94, Zone 50

COPYRIGHT:
Aerial photography (2011) and Cadastre
Sourced from Landgate.
Base Data/Roads sourced from MapInfo Street Pro
Data 2009, V4.

N

Legend

TCE Concentrations - 2010 MAY(μg/L)

- Exceeds relevant Risk-based Criteria -
  - 35.1 - Site, Lot 2, SWI
  - 84.7 - Damplands
- < Relevant Risk-based Criteria
- No Data

MW00 X — Monitoring Well ID
Maximum Concentration (μg/L)

- Drainage
- Site Boundaries
- Cadastre

Department of Environment and Conservation
Former Waste Control Site, Bellevue

DISTRIBUTION OF TCE
IN GROUNDWATER

Figure 7

Golder Associates
Level 2, 1 Havelock Street
West Perth WA 6005
Ph: +618 9213 7600
Fx: +618 9213 7611

PROJECT	087643011-147-R-REV1
DATE	30/09/2011
DRAWN	HW
APPROVED	DAR

Information contained on this drawing is the copyright of Golder Associates Pty. Ltd. Unauthorised use or reproduction of this plan either wholly or in part without written permission infringes copyright. © Golder Associates Pty. Ltd.

File Location: J:\Jobs408\Environ\087643011 - Bellevue - Further Work\GIS\Projects\R147\087643011_147_R_F0007_REV1.mxd

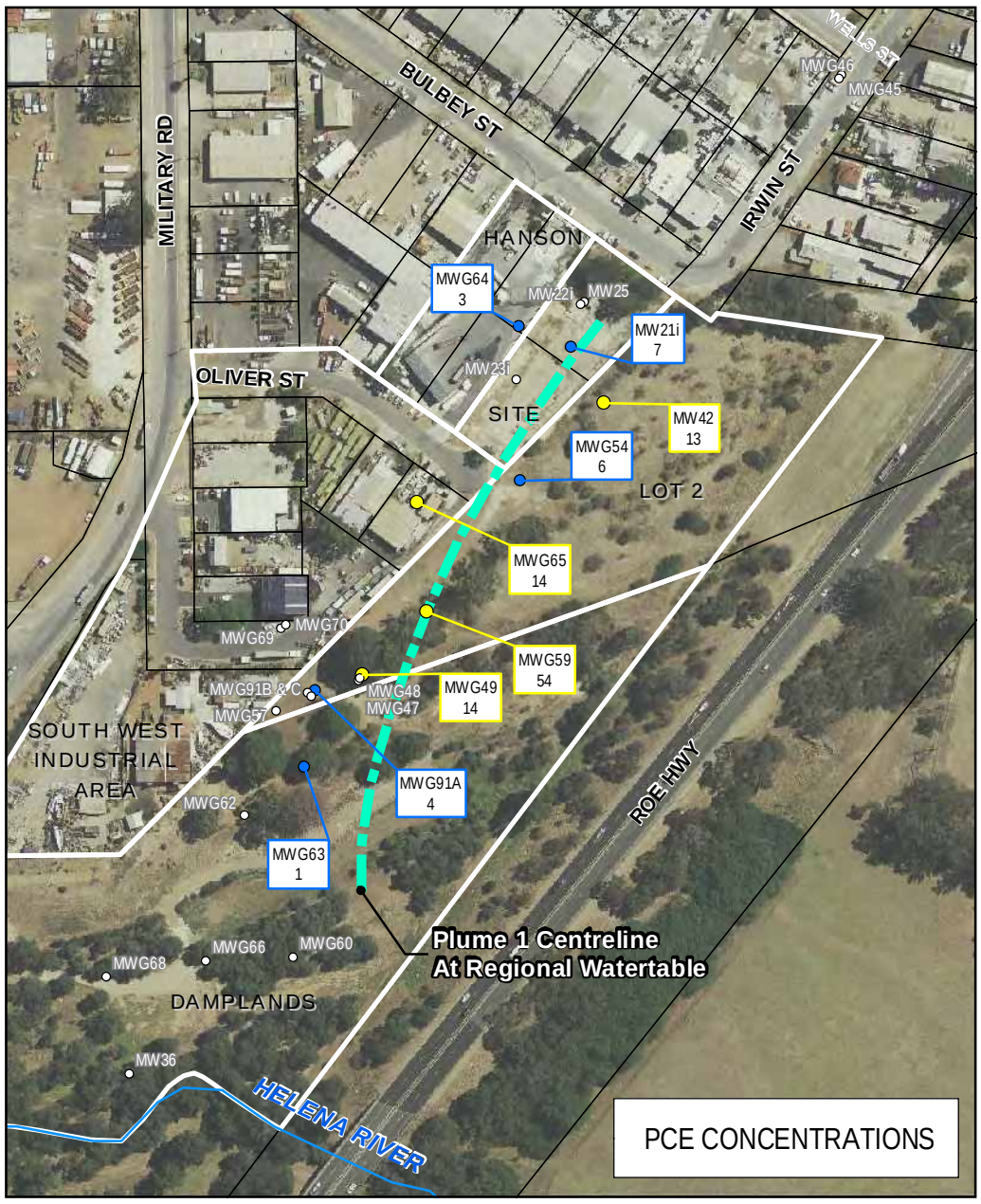

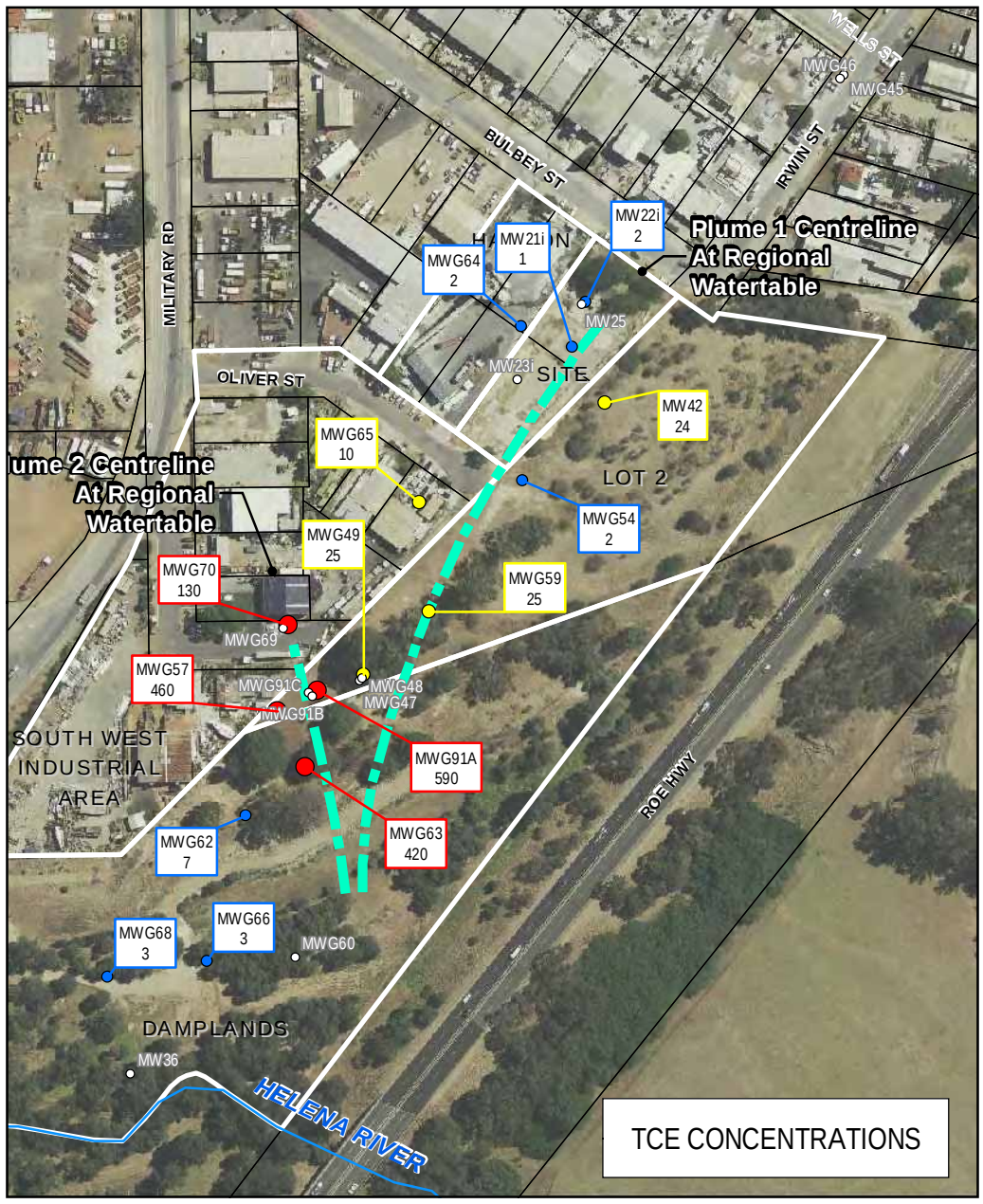

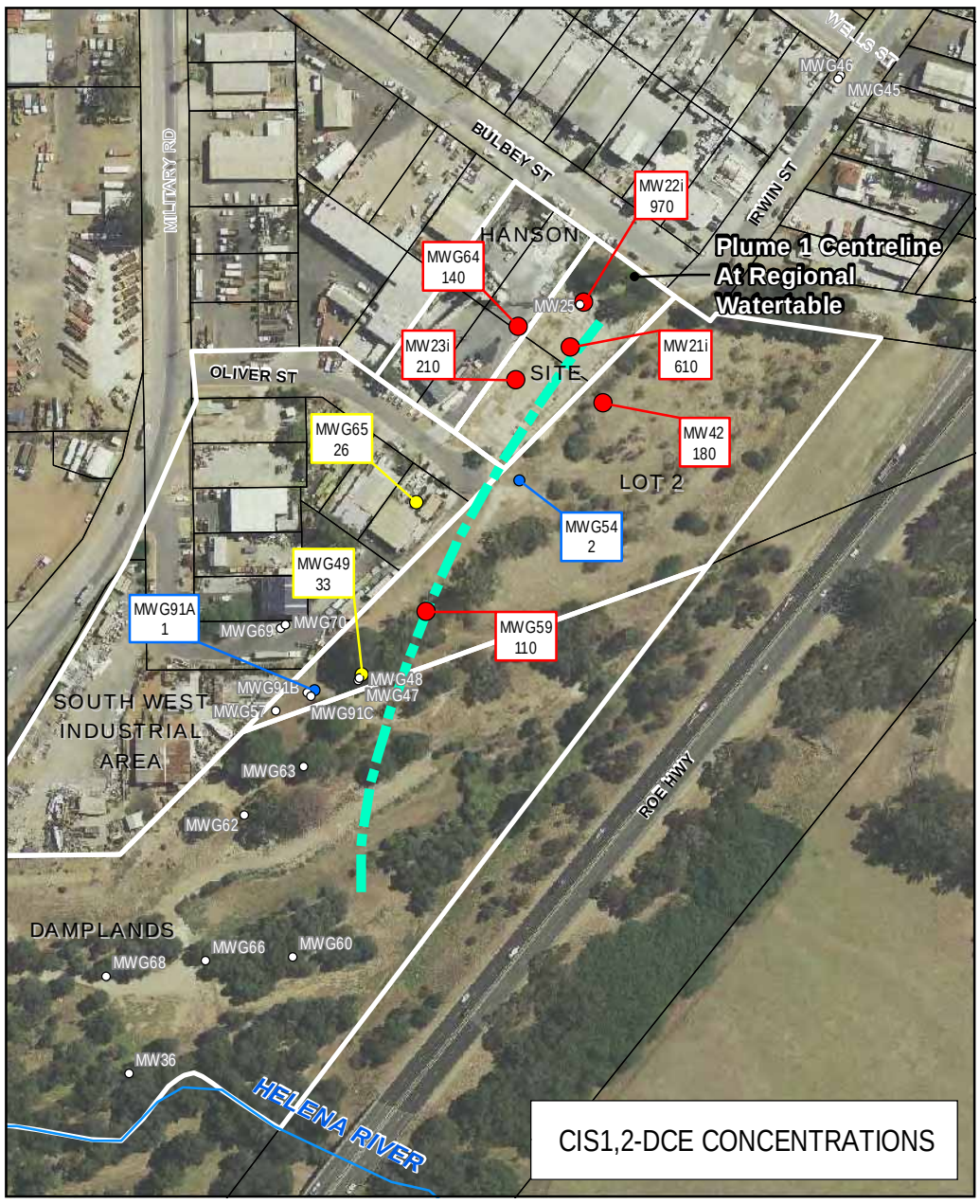

0 25 50 100 150 m

A3 SCALE 1:3,000

Datum GDA94, Projection MGA94, Zone 50

COPYRIGHT:
Aerial photography (2011) and Cadastre
Sourced from Landgate.
Base Data/Roads sourced from MapInfo Street Pro
Data 2009, V4.

N

Legend

- No Data
- 10 (μg/L)
- 10-100 (μg/L)
- 100 (μg/L)
- Plume Centre Line
- Drainage
- Site Boundaries
- Cadastre

Department of Environment and Conservation
Former Waste Control Site, Bellevue

DISTRIBUTION OF CHLORINATED VOCS IN THE REGIONAL WATERTABLE (GUILDFORD FORMATION) - MAY 2010

Golder Associates
Level 2, 1 Havelock Street
West Perth WA 6005
Ph: +618 9213 7600
Fx: +618 9213 7611

PROJECT	087643011-147-R-REV1
DATE	30/09/2011
DRAWN	HW
APPROVED	DAR

Figure 8

Information contained on this drawing is the copyright of Golder Associates Pty. Ltd. Unauthorised use or reproduction of this plan either wholly or in part without written permission infringes copyright. © Golder Associates Pty. Ltd.

File Location: J:\Jobs408\Environ\087643011 - Bellevue - Further Work\GIS\Projects\R147\087643011_147_R_F0008_REV1.mxd

Golder Associates

November 2011

Table 1: Site Groundwater Analytical results

Field_ID								MW21i	MW21i	MW21i	MW21i	MW21i	MW21i	MW21i	Q4065-01	Q5660-06	Q5241-06	MW22i	MW22i	MW22i
Location_Code								MW21i	MW21i	MW21i	MW21i	MW21i	MW21i	MW21i	MW21i	MW21i	MW21i	MW22i	MW22i	MW22i
Well								Waste Control	Waste Control	Waste Control	Waste Control	Waste Control	Waste Control	Waste Control	Waste Control	Waste Control	Waste Control	Waste Control	Waste Control	Waste Control
Sampled_Date_Time								22/11/2001	11/03/2003	11/12/2003	10/03/2004	9/06/2004	15/09/2004	3/10/2005	31/03/2008	1/04/2009	31/05/2010	22/11/2001	12/03/2003	11/12/2003
Chem_Group	**ChemName**	**output unit**	**EQL**	**Risk Based Criteria Site and Lot 2**	***Risk Based Criteria Site and Lot 2 only Inhalation***														
Amino Aliphatics	Cyclohexylamine	mg/L	0.2											<0.2					
	Dibutylamine	mg/L	0.2											<0.2					
	Diethylamine	mg/L	0.0002											1.8					
	Dimethylamine	mg/L	0.2	**0.0018**	*0.361*									<0.2					
	Dipropylamine	mg/L	0.2											<0.2					
	Monoisopropylamine	mg/L	0.2											<0.2					
	n-Butylamine	mg/L	0.2											<0.2					
	n-Heptylamine	mg/L	0.2											<0.2					
	n-Hexylamine	mg/L	0.2											<0.2					
	n-Nitrosodiethylamine	mg/L	0.002			<0.01	<0.002	<0.002	<0.02	<0.002	<0.01			<0.005		<0.01	<0.002	<0.002
	n-Nitrosodimethylamine	mg/L	0.005											<0.005				
	n-Nitrosodi-n-butylamine	mg/L	0.002			<0.002	<0.002	<0.002	<0.02	<0.002	<0.01			<0.005		<0.002	<0.002	<0.002
	n-Nitrosodi-n-propylamine	mg/L	0.002			<0.01	<0.002	<0.002	<0.02	<0.002	<0.01			<0.005		<0.01	<0.002	<0.002
	n-Nitrosomethylethylamine	mg/L	0.002			<0.01	<0.002	<0.002	<0.02	<0.002	<0.01			<0.005		<0.01	<0.002	<0.002
	n-Propylamine	mg/L	0.2											<0.2					
Amino Aromatics	1-Naphthylamine	mg/L	0.001			<0.002	<0.002	<0.002	<0.02	<0.002	<0.01			<0.001		<0.002	<0.002	<0.002
	2-Naphthylamine	mg/L	0.001											<0.001				
	Dimethylphenethylamine	mg/L	0.001											<0.001				
	Diphenylamine	mg/L	0.001											<0.001				
	n-Nitrosodiphenylamine & Diphenylamine	mg/L	0.004			<0.004	<0.004	<0.004	<0.04	<0.004	<0.02					<0.004	<0.004	<0.004
	n-Nitrosodiphenylamine	mg/L	0.005											<0.005				
	p-Phenylenediamine	mg/L	0.001											<0.001				
Anilines	2-Nitroaniline	mg/L	0.001			<0.004	<0.004	<0.004	<0.04	<0.004	<0.05			<0.001		<0.004	<0.004	<0.004
	3-Nitroaniline	mg/L	0.001			<0.004	<0.004	<0.004	<0.04	<0.004	<0.05			<0.001		<0.004	<0.004	<0.004
	4-Chloroaniline	mg/L	0.001			<0.002	<0.002	<0.002	<0.02	<0.002	<0.01			<0.001		<0.002	<0.002	<0.002
	4-Nitroaniline	mg/L	0.001			<0.002	<0.002	<0.002	<0.02	<0.002	<0.01			<0.001		<0.002	<0.002	<0.002
	2-methyl-5-nitroaniline	mg/L	0.001			<0.002	<0.002	<0.002	<0.02	<0.002	<0.01			<0.001		<0.002	<0.002	<0.002
	Aniline	mg/L	0.001			<0.01	<0.002	<0.002	<0.02	<0.002	<0.01			<0.001		<0.01	<0.002	<0.002
	2-methylaniline	mg/L	0.001											<0.001				
Dioxins	2,3,7,8-Tetrachlorooxanthrene	pg/L										0.0E0 - 11						
Explosives	1,3,5-Trinitrobenzene	mg/L	0.001			<0.002	<0.002	<0.002	<0.02	<0.002	<0.01			<0.001		<0.002	<0.002	<0.002
	1,3-Dinitrobenzene	mg/L	0.001											<0.001				
	2,4-Dinitrotoluene	mg/L	0.001			<0.004	<0.004	<0.004	<0.04	<0.004	<0.02			<0.001		<0.004	<0.004	<0.004
	2,6-Dinitrotoluene	mg/L	0.001			<0.004	<0.004	<0.004	<0.04	<0.004	<0.02			<0.001		<0.004	<0.004	<0.004
	Nitrobenzene	mg/L	0.001			<0.01	<0.002	<0.002	<0.02	<0.002	<0.01			<0.001		<0.01	<0.002	<0.002
Fungicides	Fenarimol	mg/L	0.001											<0.001				
	Triadimefon	mg/L	0.001											<0.001				
	Tricyclazole	mg/L	0.001											<0.001				
Glycols	Dipropylene glycol, methyl ether	mg/L	0.00001									0.25						
	Methoxy propanol	mg/L	0.00001									0.01						
Halogenated Benzenes	1,2,3-Trichlorobenzene	mg/L	0.0005			<0.5	<0.0005	<0.05	<0.05	<0.005	<0.05	<0.001	<0.001	<0.001	<0.001	<0.5	<0.0005	<0.005
	1,2,4,5-Tetrachlorobenzene	mg/L	0.0001									<0.005		<0.001				
	1,2,4-Trichlorobenzene	mg/L	0.0001	**0.76**	*21.5*	<0.01	<0.0005	<0.002	<0.02	<0.002	<0.01	<0.001	<0.001	<0.001	<0.001	<0.01	<0.0005	<0.002
	1,2-Dichlorobenzene	mg/L	1E-06	**39.6**	*60.5*	<0.5 - 0.011	0.0136 - 0.015	<0.05 - 0.018	<0.02	<0.005 - 0.011	<0.01 - 0.0655	<0.005 - 0.013	0.012	0.009 - 0.011	0.011	<0.01	<0.002 - 0.0024	<0.005 - 0.003
	1,3,5-Trichlorobenzene	mg/L	0.0001									<0.005		<0.001				
	1,3-Dichlorobenzene	mg/L	0.0001	**16.8**	*16.8*	<0.01	<0.0005	<0.05 - 0.002	<0.02	<0.002	<0.01	<0.001	<0.001	<0.001	<0.001	<0.01	<0.0005	<0.002
	1,4-Dichlorobenzene	mg/L	1E-06	**0.00373**	*0.00373*	*<0.01*	<0.002 - 0.0022	<0.05 - 0.003	*<0.02*	<0.002	*<0.01*	<0.005 - 0.002	0.001	<0.001 - 0.001	0.001	*<0.01*	<0.0005	<0.002
	2-Chlorotoluene	mg/L	0.0001			<0.5	<0.0005	<0.05	<0.05	<0.005	<0.05	<0.001	<0.001	<0.001	<0.001	<0.5	<0.0005	<0.005
	4-Chlorotoluene	mg/L	0.0005			<0.5	<0.0005	<0.05	<0.05	<0.005	<0.05	<0.001	<0.001	<0.001	<0.001	<0.5	<0.0005	<0.005
	Bromobenzene	mg/L	0.0001			<0.5	<0.0005	<0.05	<0.05	<0.005	<0.05	<0.0001	<0.001	<0.0001	<0.0001	<0.5	<0.0005	<0.005
	Chlorobenzene	mg/L	1E-06	**2.74**	*80.3*	<0.2	<0.0005	<0.05	<0.05	<0.005	<0.05	0.002	0.002	0.001	0.001	<0.2	0.0055 - 0.006	0.006
	Hexachlorobenzene	mg/L	0.0001			<0.004	<0.0001	<0.004	<0.004	<0.004	<0.02	<0.005		<0.001		<0.004	<0.004	<0.004
	Pentachlorobenzene	mg/L	0.0001			<0.002	<0.002	<0.002	<0.02	<0.002	<0.01	<0.005		<0.001		<0.002	<0.002	<0.002
Halogenated Phenols	2,3,4,5-Tetrachlorophenol	mg/L	0.005									<0.005						
	2,3,4,6-Tetrachlorophenol	mg/L	0.0001				<0.0001	<0.0001	<0.0002	<0.0001	<0.001		<0.0001	<0.001			<0.0001	<0.0001
	2,4,5-Trichlorophenol	mg/L	0.0001			<0.002	<0.0001	<0.0001	<0.0002	<0.0001	<0.001	<0.005	<0.0001	<0.001		<0.002	<0.0001	<0.0001
	2,4,6-Trichlorophenol	mg/L	0.0001	**0.12**	*54.5*	<0.002	<0.0001	<0.0001	<0.0002	<0.0001	<0.001	<0.005	<0.0001	<0.001		<0.002	<0.0001	<0.0001
	2,4-Dichlorophenol	mg/L	0.0001	**0.482**	*16200*	<0.002	<0.0001	<0.0001	<0.0002	<0.0001	<0.001	<0.005	<0.0001	<0.001		<0.002	<0.0001	<0.0001
	2,6-Dichlorophenol	mg/L	0.0001			<0.002	<0.0001	<0.0001	<0.0002	0.0005	<0.001	<0.005	<0.0001	<0.001		<0.002	0.0003	<0.0001
	2-Chlorophenol	mg/L	0.00005			<0.01	<0.00005	<0.00005	<0.0002	<0.0001	<0.0005	<0.005	<0.0001	<0.001		<0.01	<0.00005	<0.0001
	Hexachlorophenol	mg/L	0.0001				<0.0001	<0.0001	<0.0002	<0.0001	<0.001						<0.0001	<0.0001
	Pentachlorophenol	mg/L	0.00005	**0.00302**	*27.1*	<0.004	<0.00005	<0.00005	<0.0002	<0.0001	<0.0005	<0.005	<0.0001	<0.001		<0.004	<0.00005	<0.0001
	Tetrachlorophenols (Sum of total)	mg/L	0.0001									<0.005						
Heavy Metals	Aluminium	mg/L	0.001	**309**	*309*									0.015				
	Aluminium (Filtered)	mg/L	0.001	**309**	*309*							0.018			0.007			
	Arsenic	mg/L	0.0005	**0.00241**	*0.00241*									0.0014				
	Arsenic (Filtered)	mg/L	0.0002	**0.00241**	*0.00241*	0.002	0.002					***0.0027***			***0.0062***	***0.006***	***0.005***	
	Cadmium	mg/L	0.0001	**0.309**	*0.309*									<0.0001				
	Cadmium (Filtered)	mg/L	0.00005	**0.309**	*0.309*	<0.001	<0.001					<0.0005			<0.0002	<0.001	<0.001	
	Chromium	mg/L	0.0002	**0.928**	*0.928*									0.001				
	Chromium (Filtered)	mg/L	0.0002	**0.928**	*0.928*	<0.001	<0.001					<0.001			0.001	<0.001	<0.001	
	Cobalt	mg/L	0.001															
	Copper	mg/L	0.0005											0.0007				
	Copper (Filtered)	mg/L	0.0005			0.025	<0.001								<0.001	0.008	<0.001	
	Iron (ferrous)	mg/L	0.05									34						
	Iron	mg/L	0.001	**217**	*217*									51				
	Iron (Filtered)	mg/L	0.001	**217**	*217*							40			38			
	Lead	mg/L	0.001											<0.001				
	Lead (Filtered)	mg/L	0.0001			<0.001	<0.001					<0.001			<0.001	<0.001	<0.001	
	Manganese	mg/L	0.001	**14.2**	*14.2*									0.034				
	Manganese (Filtered)	mg/L	0.001	**14.2**	*14.2*							0.029			0.027			
	Mercury	mg/L	0.00006											<0.0001				
	Mercury (Filtered)	mg/L	0.00001			<0.001	<0.0001					<0.0005			<0.00006	<0.001	<0.0001	
	Nickel	mg/L	0.001	**3.86**	*3.86*									<0.001				
	Nickel (Filtered)	mg/L	0.0002	**3.86**	*3.86*	0.008	<0.001					0.003			0.014	0.004	0.009	
	Zinc	mg/L	0.001											2.3				

Table 1: Site Groundwater Analytical results

Golder Associates

November 2011

Field_ID						MW21i	MW21i	MW21i	MW21i	MW21i	MW21i	MW21i	Q4065-01	Q5660-06	Q5241-06	MW22i	MW22i	MW22i
Location_Code						MW21i	MW21i	MW21i	MW21i	MW21i	MW21i	MW21i	MW21i	MW21i	MW21i	MW22i	MW22i	MW22i
Well						Waste Control	Waste Control	Waste Control	Waste Control	Waste Control	Waste Control	Waste Control	Waste Control	Waste Control	Waste Control	Waste Control	Waste Control	Waste Control
Sampled_Date_Time						22/11/2001	11/03/2003	11/12/2003	10/03/2004	9/06/2004	15/09/2004	3/10/2005	31/03/2008	1/04/2009	31/05/2010	22/11/2001	12/03/2003	11/12/2003
Chem_Group	**ChemName**	**output unit**	**EQL**	**Risk Based Criteria Site and Lot 2**	***Risk Based Criteria Site and Lot 2 only Inhalation***													
	Zinc (Filtered)	mg/L	0.0005			0.038	0.007					0.065			0.014	0.005	<0.005	
Herbicides	Ametryn	mg/L	0.001											<0.001				
	Atraton	mg/L	0.001											<0.001				
	Atrazine	mg/L	0.001											<0.001				
	Bromacil	mg/L	0.001											<0.001				
	Butachlor	mg/L	0.001											<0.001				
	Butylate	mg/L	0.001											<0.001				
	Chlorpropham	mg/L	0.001											<0.001				
	Cyanazine	mg/L	0.001											<0.001				
	Cycloate	mg/L	0.001											<0.001				
	Diallate	mg/L	0.001											<0.001				
	Dinoseb	mg/L	0.0001									<0.005	<0.0001	<0.001				
	Diphenamid	mg/L	0.001											<0.001				
	s-Ethyl dipropylthiocarbamate	mg/L	0.001											<0.001				
	Fluoridone	mg/L	0.001											<0.001				
	Hexazinone	mg/L	0.001											<0.001				
	Metachlor	mg/L	0.001											<0.001				
	Metolachlor	mg/L	0.001											<0.001				
	Molinate	mg/L	0.001											<0.001				
	Napropamide	mg/L	0.001											<0.001				
	Norflurazon	mg/L	0.001											<0.001				
	Pebulate	mg/L	0.001											<0.001				
	Prometon	mg/L	0.001											<0.001				
	Prometryn	mg/L	0.001											<0.001				
	Pronamide	mg/L	0.001			<0.002	<0.002	<0.002	<0.02	<0.002	<0.01			<0.001		<0.002	<0.002	<0.002
	Propachlor	mg/L	0.001											<0.001				
	Propazine	mg/L	0.001											<0.001				
	Simetryn	mg/L	0.001											<0.001				
	Tebuthiuron	mg/L	0.001											<0.001				
	Terbacil	mg/L	0.001											<0.001				
	Terbutryn	mg/L	0.001											<0.001				
	Trifluralin	mg/L	0.001											<0.001				
	Vernolate	mg/L	0.001											<0.001				
MAH	1,2,4-trimethylbenzene	mg/L	1E-06	**2.11**	*11*	0.255	0.417	0.534	<0.1	0.312	1.45	0.22	0.35	0.31	0.29	0.211	0.282	0.683
	1,3,5-Trimethylbenzene	mg/L	1E-06	**2.76**	*8.65*	0.117	0.172	0.185	0.252	0.132	0.613	0.14	0.15	0.13	0.15	0.201	0.117	0.261
	Benzene	mg/L	0.001	**0.00274**	*0.00274*	***<0.1***	***0.015 - 0.018***	***<0.1***	***<0.1***	***<0.01***	***<0.1***	***0.013***	***0.014***	***0.008***	***0.007***	***<0.1***	***0.014 - 0.015***	***0.029***
	C3-Alkylbenzene	mg/L	0.00001									0.24						
	C4-Alkylbenzene	mg/L	0.00001									0.04						
	Ethyltoluenes (Sum of total)	mg/L	5E-06									0.18						
	Ethylbenzene	mg/L	1E-06	**9.33**	*3440*	0.615	0.936 - 1.22	1.72	1.79	1.27	4.91	1.2	1	0.91	0.67	0.354	0.625 - 0.635	0.351
	Isopropylbenzene	mg/L	1E-06	**4.16**	*534*	<0.5	0.016	<0.1	<0.1	0.012	<0.1	0.022	0.018	0.014	0.015	<0.5	0.027	0.06
	n-Butylbenzene	mg/L	0.001			<0.5	0.002	<0.1	<0.1	<0.01	<0.1	<0.001	<0.001	<0.001	0.007	<0.5	0.002	<0.005
	n-Propylbenzene	mg/L	1E-06	**0.595**	*42.2*	<0.5	0.031	<0.1	<0.1	<0.01	0.152	0.034	0.025	0.022	0.026	<0.5	0.037	0.09
	p-Isopropyltoluene	mg/L	1E-06	**4.5**	*529*	<0.5	0.038	<0.1	<0.1	<0.01	<0.1	0.022	0.019	0.018	0.02	<0.5	0.017	0.29
	Propyltoluene	mg/L	0.00001									<0.01						
	sec-Butylbenzene	mg/L	1E-06			<0.5	0.002	<0.1	<0.1	<0.01	<0.1	0.002	<0.001	<0.001	<0.001	<0.5	0.004	<0.005
	Styrene	mg/L	0.0001	**0.9**	*585*	<0.5	0.008	<0.1	<0.1	<0.01	<0.1	<0.001	0.091	<0.001	<0.001	<0.5	0.009	<0.005
	tert-Butylbenzene	mg/L	0.00001			<0.5	<0.001	<0.1	<0.1	<0.01	<0.1	<0.001 - 0.12	<0.001	<0.001	<0.001	<0.5	<0.001	<0.005
	Tetramethylbenzene	mg/L	0.00001									0.048						
	Toluene	mg/L	1E-06	**28.8**	*382*	2.3	4.24 - 4.85	6.5	3.52	6.16	14.2	7.2	6.1	4.6	4.6	2.14	0.053 - 0.069	1.07
	Total BTEX (QLD EPA 1999 Draft)	mg/L	0.005			7.235	11.708	16.57	14.08	13.455	40.36	11.6	11.314	8.418	7.797	6.584	0.829	2.554
	MAH (Sum of Total) (Vic EPA 448.3)	mg/L	0.006			7.485	11.716	16.62	14.13	13.46	40.41	11.6005	11.405	8.4185		6.834	0.838	2.5565
	Xylenes (m & p)	mg/L	1E-06	**89**	*122*	2.91	3.43 - 3.71	5.03	5.61	3.82	13.3	3.2	2.3	1.6	1.6	2.39	0.062 - 0.071	0.601
	Xylene (o)	mg/L	1E-06	**89**	*122*	1.16	1.86 - 1.91	3.27	3.11	2.2	7.9	2	1.9	1.3	0.92	1.45	0.035 - 0.039	0.503
	Xylenes (Sum of m,p & o)	mg/L	2E-06	**89**	*122*	4.07	5.62	8.3	8.72	6.02	21.2	5.2	4.2	2.9	2.52	3.84	0.11	1.104
	Total MAHs	mg/L				7.285	11.716	16.62	14.13	13.46	40.41	13.6135	11.405	8.4185	7.7975	6.634	0.838	2.5565
Nitroaromatics	1,4-Dinitrobenzene	mg/L	0.001											<0.001				
Organochlorine Pesticides	4,4-DDE	mg/L	0.001			<0.002	<0.002	<0.002	<0.02	<0.002	<0.01			<0.001		<0.002	<0.002	<0.002
	a-BHC	mg/L	0.0001			<0.002	<0.0001	<0.002	<0.02	<0.002	<0.01			<0.001		<0.002	<0.002	<0.002
	Aldrin	mg/L	0.0001			<0.002	<0.0001	<0.002	<0.02	<0.002	<0.01			<0.001		<0.002	<0.002	<0.002
	Aldrin & Dieldrin (Sum of total)	mg/L	0.004			<0.004	<0.004	<0.004	<0.04	<0.004	<0.02			<0.002		<0.004	<0.004	<0.004
	b-BHC	mg/L	0.0001				<0.0001							<0.001				
	b-BHC & g-BHC (Sum of total)	mg/L	0.004			<0.004	<0.004	<0.004	<0.04	<0.004	<0.05					<0.004	<0.004	<0.004
	Chlordane (Sum of total)	mg/L	0.0001				<0.0001											
	cis-Chlordane	mg/L	0.0001				<0.0001							<0.001				
	trans-Chlordane	mg/L	0.0001				<0.0001							<0.001				
	d-BHC	mg/L	0.0001			<0.002	<0.0001	<0.002	<0.02	<0.002	<0.01			<0.001		<0.002	<0.002	<0.002
	DDD	mg/L	0.0001			<0.002	<0.0001	<0.002	<0.02	<0.002	<0.01			<0.001		<0.002	<0.002	<0.002
	DDE	mg/L	0.0001				<0.0001											
	DDT	mg/L	0.0001			<0.004	<0.0001	<0.004	<0.04	<0.004	<0.05			<0.001		<0.004	<0.004	<0.004
	DDT+DDE+DDD (Sum of total)	mg/L	0.008			<0.008	<0.0081	<0.008	<0.08	<0.008	<0.07			<0.003		<0.008	<0.008	<0.008
	Dieldrin	mg/L	0.0001			<0.002	<0.0001	<0.002	<0.02	<0.002	<0.01			<0.001		<0.002	<0.002	<0.002
	Endosulfan	mg/L	0.0001				<0.0001											
	Endosulfan I	mg/L	0.0001			<0.002	<0.0001	<0.002	<0.02	<0.002	<0.01			<0.001		<0.002	<0.002	<0.002
	Endosulfan II	mg/L	0.0001			<0.002	<0.0001	<0.002	<0.02	<0.002	<0.01			<0.001		<0.002	<0.002	<0.002
	Endosulfan sulphate	mg/L	0.0001			<0.002	<0.0001	<0.002	<0.02	<0.002	<0.01			<0.001		<0.002	<0.002	<0.002
	Endrin	mg/L	0.0001			<0.002	<0.0001	<0.002	<0.02	<0.002	<0.01			<0.001		<0.002	<0.002	<0.002
	Endrin aldehyde	mg/L	0.0001				<0.0001							<0.001				
	Endrin ketone	mg/L	0.0001				<0.0001							<0.001				
	g-BHC	mg/L	0.0001				<0.0001							<0.001				
	Heptachlor	mg/L	0.0001			<0.002	<0.0001	<0.002	<0.02	<0.002	<0.01			<0.001		<0.002	<0.002	<0.002
	Heptachlor & heptachlor edpoxide (Sum of total)	mg/l	0.004			<0.004	<0.004	<0.004	<0.04	<0.004	<0.02			<0.002		<0.004	<0.004	<0.004
	Heptachlor epoxide	mg/L	0.0001			<0.002	<0.0001	<0.002	<0.02	<0.002	<0.01			<0.001		<0.002	<0.002	<0.002
	Methoxychlor	mg/L	0.0001				<0.0001							<0.001				
	Organochlorine Pesticides	mg/l	0.0001			<0.03	<0.0309	<0.03	<0.264	<0.03	<0.18	<0.005		<0.019		<0.03	<0.03	<0.03
	Other Organochlorine Pesticides	mg/l	0.0001			<0.02	<0.0208	<0.02	<0.164	<0.02	<0.1	<0.005		<0.015		<0.02	<0.02	<0.02
Organophosphorous Pesticides	Azinphos-methyl	mg/L	0.0001				<0.0001											

Golder Associates

November 2011

Table 1: Site Groundwater Analytical results

						Field_ID	MW21i	MW21i	MW21i	MW21i	MW21i	MW21i	MW21i	Q4065-01	Q5660-06	Q5241-06	MW22i	MW22i	MW22i
						Location_Code	MW21i	MW21i	MW21i	MW21i	MW21i	MW21i	MW21i	MW21i	MW21i	MW21i	MW22i	MW22i	MW22i
						Well	Waste Control	Waste Control	Waste Control	Waste Control	Waste Control	Waste Control	Waste Control	Waste Control	Waste Control	Waste Control	Waste Control	Waste Control	Waste Control
						Sampled_Date_Time	22/11/2001	11/03/2003	11/12/2003	10/03/2004	9/06/2004	15/09/2004	3/10/2005	31/03/2008	1/04/2009	31/05/2010	22/11/2001	12/03/2003	11/12/2003
Chem_Group	**ChemName**	**output unit**	**EQL**	**Risk Based Criteria Site and Lot 2**	***Risk Based Criteria Site and Lot 2 only Inhalation***													
	Bromophos-ethyl	mg/L	0.0001				<0.0001											
	Carbophenothion	mg/L	0.0001				<0.0001								<0.001			
	Chlorfenvinphos	mg/L	0.001												<0.001			
	Chlorfenvinphos E	mg/L	0.0001			<0.002	<0.0001	<0.002	<0.02	<0.002	<0.01						<0.002	<0.002	<0.002
	Chlorfenvinphos Z	mg/L	0.0001			<0.002	<0.0001	<0.002	<0.02	<0.002	<0.01						<0.002	<0.002	<0.002
	Chlorpyriphos	mg/L	0.00005			<0.002	<0.00005	<0.002	<0.02	<0.002	<0.01				<0.001		<0.002	<0.002	<0.002
	Chlorpyriphos-methyl	mg/L	0.0001			<0.002	<0.0001	<0.002	<0.02	<0.002	<0.01						<0.002	<0.002	<0.002
	Coumaphos	mg/L	0.001												<0.001				
	Diazinon	mg/L	0.0001			<0.002	<0.0001	<0.002	<0.02	<0.002	<0.01						<0.002	<0.002	<0.002
	Dichlorvos	mg/L	0.0001			<0.002	<0.0001	<0.002	<0.02	<0.002	<0.01				<0.001		<0.002	<0.002	<0.002
	Dimethoate	mg/L	0.0001			<0.002	<0.0001	<0.002	<0.02	<0.002	<0.01				<0.001		<0.002	<0.002	<0.002
	Disulfoton	mg/L	0.001												<0.001				
	Ethion	mg/L	0.0001			<0.002	<0.0001	<0.002	<0.02	<0.002	<0.01				<0.001		<0.002	<0.002	<0.002
	Ethoprop	mg/L	0.001												<0.001				
	Fenamiphos	mg/L	0.0001				<0.0001												
	Fenitrothion	mg/L	0.001												<0.001				
	Fensulfothion	mg/L	0.001												<0.001				
	Fenthion	mg/L	0.0001			<0.002	<0.0001	<0.002	<0.02	<0.002	<0.01				<0.001		<0.002	<0.002	<0.002
	Malathion	mg/L	0.0001			<0.002	<0.0001	<0.002	<0.02	<0.002	<0.01				<0.001		<0.002	<0.002	<0.002
	Methyl Paraoxon	mg/L	0.001												<0.001				
	Parathion-methyl	mg/L	0.0001				<0.0001								<0.001				
	Mevinphos	mg/L	0.001												<0.001				
	Monocrotophos	mg/L	0.0001				<0.0001								<0.001				
	Naled (Dibrom)	mg/L	0.001												<0.001				
	Parathion	mg/L	0.0001				<0.0001								<0.001				
	Phorate	mg/L	0.001												<0.001				
	Phosmet	mg/L	0.001												<0.001				
	Pirimphos-ethyl	mg/L	0.0001			<0.002	<0.0001	<0.002	<0.02	<0.002	<0.01						<0.002	<0.002	<0.002
	Prothiofos	mg/L	0.0001			<0.002	<0.0001	<0.002	<0.02	<0.002	<0.01						<0.002	<0.002	<0.002
	Stirophos	mg/L	0.001												<0.001				
	Terbufos	mg/L	0.001												<0.001				
Other	1-Indanone	mg/L	0.00001										0.013						
	4-nitrobiphenyl	mg/L	0.001												<0.001				
	5,5-diphenylhydantoin	mg/L	0.001												<0.001				
	alpha-Terpineol	mg/L	0.00001										<0.01						
	Azobenzene	mg/L	0.002			<0.002	<0.002	<0.002	<0.02	<0.002	<0.01						<0.002	<0.002	<0.002
	Benzo(a)pyrene (TEQs)	mg/L				<0.0048	<0.00019	<0.00019	<0.00048	<0.00024	<0.0019	<0.0024					<0.0048	<0.00019	<0.00024
	Benzo(e)pyrene	mg/L	0.0001				<0.0001	<0.0001	<0.0002	<0.0001	<0.001							<0.0001	<0.0001
	beta-Terpineol	mg/L	0.01																
	Bisphenol A	mg/L	0.00001										0.043						
	Butanol	mg/L	0.00001										0.2						
	cis-Dihydro-alpha-Terpineol	mg/L	0.01																
	Coronene	mg/L	0.0001				<0.0001	<0.0001	<0.0002	<0.0001	<0.001							<0.0001	<0.0001
	Crotoxyphos	mg/L	0.001												<0.001				
	Dibenzo[a,e]pyrene	mg/L	0.001												<0.001				
	Dichlone	mg/L	0.001												<0.001				
	Dichlorobenzidine	mg/L																	
	Dimethyl heptanone	mg/L	5E-06										5.2						
	Dimethyl styrene	mg/L	0.00001										0.015						
	Dioxathion	mg/L	0.001												<0.001				
	EPN	mg/L	0.001												<0.001				
	Eucalyptol	mg/L	0.00001										0.012						
	Ferrous Iron	mg/L	0.1												24				
	g-Terpineol	mg/L	0.00001										0.026						
	Leptophos	mg/L	0.001												<0.001				
	Mestranol	mg/L	0.001												<0.001				
	Methyl indan	mg/L	0.00001										0.011						
	5-Methyl-2-hexanone	mg/L	0.00001										0.017						
	Metribuzin	mg/L	0.001												<0.001				
	n-Ethylbenzenesulfonamide	mg/L	0.00001										<0.01						
	o,o,o-Triethylphosphorothioate	mg/L	0.001												<0.001				
	Perylene	mg/L	0.0001				<0.0001	<0.0001	<0.0002	<0.0001	<0.001							<0.0001	<0.0001
	Phosalone	mg/L	0.001												<0.001				
	Phosphamidon	mg/L	0.001												<0.001				
	Phthalide	mg/L	0.00001										0.013						
	Terpinene-1-ol	mg/L	0.00001										0.057						
	Tetrachloronaphthalene	mg/L	0.0001																
	trans-Dihydro-alpha-terpineol	mg/L	0.00001										<0.01						
	Trichloronaphthalene	mg/L	0.0001																
PAH	1-Chloronaphthalene	mg/L	0.0001												<0.001				
	1-Methylnaphthalene	mg/L	5E-06										<0.005		0.003				
	2-Chloronaphthalene	mg/L	0.0001			<0.002							<0.005		<0.001		<0.002		
	2-Methylnaphthalene	mg/L	5E-06	**0.133**	*0.133*	0.004	0.0066	0.0093	0.0072	0.0065	0.0085	0.005			0.004		0.01	0.0015	0.0214
	3-Methylcholanthrene	mg/L	0.0001			<0.002						<0.001			<0.001		<0.002		
	7,12-Dimethylbenz(a)anthracene	mg/L	0.0001			<0.002	<0.0001	<0.0001	<0.0002	<0.0001	<0.001	<0.001			<0.001		<0.002	<0.0001	<0.0001
	Acenaphthene	mg/L	0.0001			<0.002	<0.0001	<0.0001	<0.0002	<0.0001	<0.001	<0.001			<0.001		<0.002	<0.0001	<0.0001
	Acenaphthylene	mg/L	0.0001			<0.002	<0.0001	<0.0001	<0.0002	<0.0001	<0.001	<0.001			<0.001		<0.002	<0.0001	<0.0001
	Anthracene	mg/L	0.0001			<0.002	<0.0001	<0.0001	<0.0002	<0.0001	<0.001	<0.001			<0.001		<0.002	<0.0001	<0.0001
	Benz(a)anthracene	mg/L	0.0001			<0.002	<0.0001	<0.0001	<0.0002	<0.0001	<0.001	<0.001			<0.001		<0.002	<0.0001	<0.0001
	Benzo(a)pyrene	mg/L	0.00005	**0.000366**	*0.000366*	***<0.002***	<0.00005	<0.00005	<0.0002	<0.0001	***<0.0005***	***<0.001***			***<0.001***		***<0.002***	<0.00005	<0.0001
	Benzo(b)&(k)fluoranthene	mg/L	0.004			<0.004											<0.004		
	Benzo(b)fluoranthene	mg/L	0.0001				<0.0001	<0.0001	<0.0002	<0.0001	<0.001	<0.001			<0.001			<0.0001	<0.0001
	Benzo(g,h,i)perylene	mg/L	0.0001			<0.002	<0.0001	<0.0001	<0.0002	<0.0001	<0.001	<0.001			<0.001		<0.002	<0.0001	<0.0001
	Benzo(k)fluoranthene	mg/L	0.0001				<0.0001	<0.0001	<0.0002	<0.0001	<0.001	<0.001			<0.001			<0.0001	<0.0001
	Chloronaphthalenes (1- & 2-)	mg/L	0.0001																
	Chrysene	mg/L	0.0001			<0.002	<0.0001	<0.0001	<0.0002	<0.0001	<0.001	<0.001			<0.001		<0.002	<0.0001	<0.0001
	Dibenz(a,h)anthracene	mg/L	0.0001			<0.002	<0.0001	<0.0001	<0.0002	<0.0001	<0.001	<0.001			<0.001		<0.002	<0.0001	<0.0001

Created by: CB
Checked by: CW

Table 1: Site Groundwater Analytical results

					Field_ID	MW21i	MW21i	MW21i	MW21i	MW21i	MW21i	MW21i	Q4065-01	Q5660-06	Q5241-06	MW22i	MW22i	MW22i
					Location_Code	MW21i	MW21i	MW21i	MW21i	MW21i	MW21i	MW21i	MW21i	MW21i	MW21i	MW22i	MW22i	MW22i
					Well	Waste Control	Waste Control	Waste Control	Waste Control	Waste Control	Waste Control	Waste Control	Waste Control	Waste Control	Waste Control	Waste Control	Waste Control	Waste Control
					Sampled_Date_Time	22/11/2001	11/03/2003	11/12/2003	10/03/2004	9/06/2004	15/09/2004	3/10/2005	31/03/2008	1/04/2009	31/05/2010	22/11/2001	12/03/2003	11/12/2003
Chem_Group	**ChemName**	**output unit**	**EQL**	**Risk Based Criteria Site and Lot 2**	***Risk Based Criteria Site and Lot 2 only Inhalation***													
	Fluoranthene	mg/L	0.0001			<0.002	<0.0001	<0.0001	<0.0002	<0.0001	<0.001	<0.001		<0.001		<0.002	<0.0001	<0.0001
	Fluorene	mg/L	0.0001			<0.002	<0.0001	<0.0001	<0.0002	<0.0001	<0.001	<0.001		<0.001		<0.002	<0.0001	<0.0001
	Indene	mg/L	0.00005									<0.05						
	Indeno(1,2,3-c,d)pyrene	mg/L	0.0001			<0.002	<0.0001	<0.0001	<0.0002	<0.0001	<0.001	<0.001		<0.001		<0.002	<0.0001	<0.0001
	Naphthalene	mg/L	1E-06	**1.89**	*23.7*	<0.7 - 0.014	0.0224 - 0.023	<0.1 - 0.0246	<0.1 - 0.0254	0.023 - 0.0246	0.0252 - 0.123	0.02 - 0.022	0.021	0.014 - 0.023	0.022	<0.7 - 0.058	0.021 - 0.03	0.094 - 0.13
	Phenanthrene	mg/L	0.0001			<0.002	<0.0001	<0.0001	<0.0002	<0.0001	<0.001	<0.001		<0.001		<0.002	<0.0001	<0.0001
	Pyrene	mg/L	0.0001			<0.002	<0.0001	<0.0001	<0.0002	<0.0001	<0.001	<0.001		<0.001		<0.002	<0.0001	<0.0001
Pesticides-Others	Aramite	mg/L	0.001											<0.001				
	Bidrin	mg/L	0.001											<0.001				
	Carbazole	mg/L	0.002			<0.002	<0.002	<0.002	<0.02	<0.002	<0.01					<0.002	<0.002	<0.002
	Chlorobenzilate	mg/L	0.001			<0.002	<0.002	<0.002	<0.02	<0.002	<0.01			<0.001		<0.002	<0.002	<0.002
	Demeton-s-methyl	mg/L	0.0001				<0.0001											
	Famphur	mg/L	0.001											<0.001				
	Isodrin	mg/L	0.001											<0.001				
	N-Octyl Bicycloheptene Dicarboximide,mixed isomers	mg/L	0.001											<0.001				
	Mirex	mg/L	0.001											<0.001				
	Sulfotepp	mg/L	0.001											<0.001				
	Thionazin	mg/L	0.001											<0.001				
Phenolics	2,4-Dimethylphenol	mg/L	5E-06	**4.23**	*72300*	0.044	0.0262	0.031	0.035	0.0308	0.0308	0.033	0.024	0.011		0.045	0.0033	0.0214
	2,4-Dinitrophenol	mg/L	0.0001									<0.005	<0.0001	<0.001				
	2,5-Dimethylphenol	mg/L	0.00001									<0.01	<0.0001					
	2,6-Dimethylphenol	mg/L	0.0001	**0.124**									<0.0001					
	2-Methylphenol	mg/L	5E-06	**11.8**	*232000*	0.113	0.17	0.396	0.334	0.299	0.249	0.17	0.11	0.099		0.082	0.0043	0.0564
	2-Nitrophenol	mg/L	0.0001			<0.01	<0.001	<0.001	<0.001	<0.001	<0.01	<0.005	<0.0001	<0.001		<0.01	<0.001	<0.001
	3- & 4- Methylphenol	mg/L	5E-06			0.046						0.53	0.46	0.24		0.122		
	3-Methylphenol	mg/L	0.0001	**312000**			0.136	0.298	0.336	0.296	0.294						0.0147	0.0343
	4,6-Dinitro-2-methylphenol	mg/L	0.0001									<0.005	<0.0001	<0.001				
	4,6-Dinitro-o-cyclohexylphenol	mg/L	0.001											<0.001				
	4-Chloro-3-methylphenol	mg/L	0.00005			<0.002	<0.00005	<0.00005	<0.0002	<0.0001	<0.0005	<0.005	<0.0001	<0.001		<0.002	<0.00005	<0.0001
	4-Methylphenol	mg/L	0.0001	**27300**			0.2	0.446	0.334	0.361	0.36						0.0013	0.0099
	4-Nitrophenol	mg/L	0.0001				<0.001	<0.001	<0.002	<0.001	<0.01	<0.005	<0.0001	<0.001			<0.001	<0.001
	Phenol	mg/L	5E-06	**80.5**	*3.6E6*	0.061	0.448	0.974	0.833	0.687	0.848	0.2	0.12	<0.001		<0.01	0.0003	<0.0001
Phthalates	Bis(2-ethylhexyl) phthalate	mg/L	0.0001	**0.0028**	*35700*	<0.02	<0.02	<0.02	<0.2	<0.02	<0.1	<0.001		<0.001		<0.02	<0.02	<0.02
	Butylbenzyl phthalate	mg/L	0.0001			<0.002	<0.002	<0.002	<0.02	<0.002	<0.01	<0.001		<0.001		<0.002	<0.002	<0.002
	Diethyl phthalate	mg/L	0.0001			<0.002	<0.002	<0.002	<0.02	<0.002	<0.01	<0.001		<0.001		<0.002	<0.002	<0.002
	Dimethyl phthalate	mg/L	0.0001			<0.002	<0.002	<0.002	<0.02	<0.002	<0.01	<0.001		<0.001		<0.002	<0.002	<0.002
	Di-n-butyl phthalate	mg/L	0.0001			<0.002	<0.002	0.002	<0.02	<0.002	<0.01	<0.001		<0.001		<0.002	<0.002	<0.002
	Di-n-octyl phthalate	mg/L	0.0001			<0.002	<0.002	<0.002	<0.02	<0.002	<0.01	<0.001		<0.001		<0.002	<0.002	<0.002
Polychlorinated Biphenyls	Aroclor 1016	mg/L	0.01											<0.01				
	Aroclor 1232	mg/L	0.01											<0.01				
	Aroclor 1242	mg/L	0.01											<0.01				
	Aroclor 1248	mg/L	0.01											<0.01				
	Aroclor 1254	mg/L	0.01											<0.01				
	Aroclor 1260	mg/L	0.01											<0.01				
	Aroclor 1268	mg/L	0.01											<0.01				
	Aroclor 1221	mg/L	0.01											<0.01				
	Aroclor 1262	mg/L	0.01											<0.01				
Sample Quality Parameters	pH (Lab)	pH_Units	0.01			6.82	7.75									9.37	7.47	
	Total Dissolved Solids @180°C	mg/L	0.1			1930	2200					2400		1300		6200	1640	
	Sodium	mg/L	0.05											350				
	Sodium (Filtered)	mg/L	0.05			275	424									316	413	
	Potassium	mg/L	0.05											6.1				
	Potassium (Filtered)	mg/L	0.05			25	13									32	23	
	Calcium	mg/L	0.05											28				
	Calcium (Filtered)	mg/L	0.05			70	27									11	78	
	Magnesium	mg/L	0.05											77				
	Magnesium (Filtered)	mg/L	0.05			96	153									8	82	
	Chloride	mg/L	0.1			567	949							360		459	550	
	Sulphate (as SO4)	mg/L	1											<1				
	Sulphate (as SO4) (Filtered)	mg/L	0.1			90	41					31				126	150	
	Sulphur (as S)	mg/L	0.1															
	Bicarbonate Alkalinity	mg/L	1											560				
	Bicarbonate Alkalinity (as CaCO3)	mg/L	0.1			326	312									67	591	
	Carbonate Alkalinity	mg/L	1											<1				
	Carbonate Alkalinity (as CaCO3)	mg/L	1				<1										<1	
	Nitrogen (Total Oxidised)	mg/L	0.1															
	Nitrate (as N)	mg/L	0.01									1.3		<1				
	Nitrite (as N)	mg/L	0.01															
	Ammonia (as N)	mg/L	0.01															
	Total Kjeldahl Nitrogen (as N)	mg/L	0.1															
	Fluoride	mg/L	1															
	Hydroxide Alkalinity (as CaCO3)	mg/L	1															
	Phosphorus	mg/L	0.01															
	Total Alkalinity (as CaCO3)	mg/L	0.1											560				
	Total Anions	meq/L	0.01			24.4	33.9									16.9	30.5	
	Total Cations	meq/L	0.01			24	32.7									15.8	29.1	
Solvents	Methyl Ethyl Ketone	mg/L	5E-06	**186**	*187000*	14.7	72.2	45	26.7	39.6	113	19				<5	<0.01	<0.05
	2-Hexanone	mg/L	0.01			<5	<0.01	<1	<1	<0.1	<1					<5	<0.01	<0.05
	4-Methyl-2-pentanone	mg/L	5E-06	**22.5**	*58000*	<5	**60**	**70**	**50.4**	**39.9**	**130**	**33**				<5	<0.01	<0.05
	Acetone	mg/L	0.00002	**284**	*125000*							>190						
	Cyclohexanol	mg/L	0.00001									0.03						
	Cyclohexanone	mg/L	0.00001									0.026						
	Isophorone	mg/L	5E-06	**2.8**	*15*	0.018	0.028	<0.002	<0.02	<0.002	0.027	0.023		0.009		<0.01	<0.002	<0.002
	4-Methyl-2-pentanol	mg/L	0.00001									0.48						
	Vinyl acetate	mg/L	0.01			<5	<0.01	<1	<1	<0.1	<1					<5	<0.01	<0.05
SVOCs	1,4-Naphthoquinone	mg/L	0.001											<0.001				
	2-(Acetylamino) fluorene	mg/L	0.0001			<0.002	<0.0001	<0.0001	<0.0002	<0.0001	<0.001			<0.001		<0.002	<0.0001	<0.0001

Table 1: Site Groundwater Analytical results

Chem_Group	ChemName	output unit	EQL	Risk Based Criteria Site and Lot 2	*Risk Based Criteria Site and Lot 2 only Inhalation*	MW21i	MW21i	MW21i	MW21i	MW21i	MW21i	MW21i	Q4065-01	Q5660-06	Q5241-06	MW22i	MW22i	MW22i
	Field_ID					MW21i	MW21i	MW21i	MW21i	MW21i	MW21i	MW21i	Q4065-01	Q5660-06	Q5241-06	MW22i	MW22i	MW22i
	Location_Code					MW21i	MW21i	MW21i	MW21i	MW21i	MW21i	MW21i	MW21i	MW21i	MW21i	MW22i	MW22i	MW22i
	Well					Waste Control	Waste Control	Waste Control	Waste Control	Waste Control	Waste Control	Waste Control	Waste Control	Waste Control	Waste Control	Waste Control	Waste Control	Waste Control
	Sampled_Date_Time					22/11/2001	11/03/2003	11/12/2003	10/03/2004	9/06/2004	15/09/2004	3/10/2005	31/03/2008	1/04/2009	31/05/2010	22/11/2001	12/03/2003	11/12/2003
	2-Methylcholanthrene	mg/L	0.0001				<0.0001	<0.0001	<0.0002	<0.0001	<0.001						<0.0001	<0.0001
	2-Picoline	mg/L	0.001			<0.01	<0.002	<0.002	<0.02	<0.002	<0.01			<0.001		<0.01	<0.002	<0.002
	3,3-Dichlorobenzidine	mg/L	0.001			<0.002	<0.002	<0.002	<0.02	<0.002	<0.01			<0.001		<0.002	<0.002	<0.002
	3,3-Dimethylbenzidine	mg/L	0.001											<0.001				
	4-(Dimethylamino) azobenzene	mg/L	0.001			<0.002	<0.002	<0.002	<0.02	<0.002	<0.01			<0.001		<0.002	<0.002	<0.002
	4-Aminobiphenyl	mg/L	0.001			<0.002	<0.002	<0.002	<0.02	<0.002	<0.01			<0.001		<0.002	<0.002	<0.002
	4-Bromophenyl phenyl ether	mg/L	0.001			<0.002	<0.002	<0.002	<0.02	<0.002	<0.01			<0.001		<0.002	<0.002	<0.002
	4-Chlorophenyl phenyl ether	mg/L	0.001			<0.002	<0.002	<0.002	<0.02	<0.002	<0.01			<0.001		<0.002	<0.002	<0.002
	4-Nitroquinoline-n-oxide	mg/L	0.002			<0.002	<0.002	<0.002	<0.02	<0.002	<0.01			<0.005		<0.002	<0.002	<0.002
	Acetophenone	mg/L	5E-06	**26.4**		0.07	0.095	<0.002	<0.02	0.104	0.125	0.11		0.036		0.025	<0.002	0.01
	Benzidine	mg/L	0.001											<0.001				
	Benzyl alcohol	mg/L	5E-06									0.041		<0.005				
	Bis(2-chloroethoxy) methane	mg/L	0.001			<0.01	<0.002	<0.002	<0.02	<0.002	<0.01			<0.001		<0.01	<0.002	<0.002
	Bis(2-chloroethyl) ether	mg/L	0.001			<0.01	<0.002	<0.002	<0.02	<0.002	<0.01			<0.001		<0.01	<0.002	<0.002
	Bis(2-chloroisopropyl) ether	mg/L	0.001											<0.001				
	Dibenzofuran	mg/L	0.001			<0.002	<0.002	<0.002	<0.02	<0.002	<0.01			<0.001		<0.002	<0.002	<0.002
	Ethylmethanesulfonate	mg/L	0.001											<0.001				
	Hexachlorocyclopentadiene	mg/L	0.0001			<0.01	<0.01	<0.01	<0.1	<0.01	<0.05	<0.005		<0.001		<0.01	<0.01	<0.01
	Hexachlorophene	mg/L	0.0001									<0.005	<0.0001					
	Hexachloropropene	mg/L	0.0001			<0.002	<0.002	<0.002	<0.02	<0.002	<0.01	<0.005		<0.001		<0.002	<0.002	<0.002
	Isosafrole	mg/L	0.001											<0.001				
	Kepone	mg/L	0.001											<0.001				
	Methapyrilene	mg/L	0.001			<0.002	<0.002	<0.002	<0.02	<0.002	<0.01			<0.001		<0.002	<0.002	<0.002
	Methyl methanesulfonate	mg/L	0.005											<0.005				
	n-Nitrosomorpholine	mg/L	0.002			<0.01	<0.002	<0.002	<0.02	<0.002	<0.01			<0.005		<0.01	<0.002	<0.002
	n-Nitrosopiperidine	mg/L	0.002			<0.01	<0.002	<0.002	<0.02	<0.002	<0.01			<0.005		<0.01	<0.002	<0.002
	n-Nitrosopyrrolidine	mg/L	0.004			<0.01	<0.004	<0.004	<0.04	<0.004	<0.02			<0.005		<0.01	<0.004	<0.004
	Pentachloronitrobenzene	mg/L	0.001			<0.002	<0.002	<0.002	<0.02	<0.002	<0.01			<0.001		<0.002	<0.002	<0.002
	Phenacetin	mg/L	0.001			<0.002	<0.002	<0.002	<0.02	<0.002	<0.01			<0.001		<0.002	<0.002	<0.002
	Safrole	mg/L	0.001											<0.001				
Total Petroleum Hydrocarbons	Total C6-C36	mg/L	0.05										67	13	26			
	TPH C 6 - C 9 Fraction	mg/L	0.00001	**1920**		9.3	97.6	25.9	34.5	19.5	53.9	66	39	11	14	6.7	1.49	3.95
	TPH C10 - C14 Fraction	mg/L	0.00001	**0.655**	*325*	**43.5**	**9.91**	**53.2**	**41.6**	**82.4**	**47.3**	**11**	**25**	**1.3**	**12**	**8.53**	**3.95**	**13.4**
	TPH C15 - C28 Fraction	mg/L	0.0001	**9.82**	*486*	1.01	0.692	2.21	2.26	2.62	2.04	<0.05	1.6	0.2	0.09	2.09	1.03	1.86
	TPH C29-C36 Fraction	mg/L	0.0001	**13.1**	*46200*	0.228	<0.05	<0.05	0.087	0.129	<0.05	<0.05	0.42	<0.05	<0.05	0.323	<0.05	<0.05
	TPH+C10 - C36 (Sum of total)	mg/L	0.2			44.738	10.627	55.435	43.947	85.149	49.365	11.05	27.02	1.525	12.115	10.943	5.005	15.285
	TPH+C10 - C40 (Sum of total)	mg/L	0.00005									77						
Volatile Organic Compounds	1,1,1,2-Tetrachloroethane	mg/L	0.001			<0.5	<0.001	<0.1	<0.1	<0.01	<0.1	<0.001	<0.001	<0.001	<0.001	<0.5	<0.001	<0.005
	1,1,1-Trichloroethane	mg/L	1E-06			<0.5	<0.001	<0.1	<0.1	<0.01	<0.1	<0.001	<0.001	<0.001	<0.001	<0.5	<0.001	<0.005
	1,1,2,2-Tetrabromoethane	mg/L	0.0001									<0.0001		<0.0001	<0.0001			
	1,1,2,2-Tetrabromoethene	mg/L	0.0001									<0.0001						
	1,1,2,2-Tetrachloroethane	mg/L	0.001			<0.5	<0.001	<0.1	<0.1	<0.01	<0.1	<0.001	<0.001	<0.001	<0.001	<0.5	<0.001	<0.005
	1,1,2-Tribromoethane	mg/L	0.0001									<0.0001		<0.0001	<0.0001			
	1,1,2-Trichloroethane	mg/L	0.001	**0.00267**	*0.00267*	*<0.5*	<0.001	*<0.1*	*<0.1*	*<0.01*	*<0.1*	<0.001	<0.001	<0.001	<0.001	*<0.5*	<0.001	*<0.005*
	1,1-Dichloroethane	mg/L	1E-06			<0.5	0.096	0.166	0.166	0.054	0.3	0.09	0.12	0.059	0.04	<0.5	0.162	0.086
	1,1-Dichloroethene	mg/L	1E-06	**3.51**	*172*	<0.5	<0.001	<0.1	<0.1	<0.01	<0.1	0.009	0.016	0.017	0.011	<0.5	0.008	0.013
	1,1-Dichloropropene	mg/L	0.001			<0.5	<0.001	<0.1	<0.1	<0.01	<0.1	<0.001	<0.001	<0.001	<0.001	<0.5	<0.001	<0.005
	1,2,3-Trichloropropane	mg/L	0.001			<0.5	<0.001	<0.1	<0.1	<0.01	<0.1	<0.001	<0.001	<0.001	<0.001	<0.5	<0.001	<0.005
	1,2-Dibromo-3-chloropropane	mg/L	0.0001			<0.5	<0.005	<0.1	<0.1	<0.01	<0.1	<0.0001	<0.001	<0.0001	<0.0001	<0.5	<0.005	<0.005
	1,2-Dibromoethane	mg/L	0.0001			<0.5	<0.001	<0.1	<0.1	<0.01	<0.1	<0.0001	<0.001	<0.0001	<0.0001	<0.5	<0.001	<0.005
	cis- & trans-1,2-Dibromoethene	mg/L	0.0001	**1.46**	*54.2*							0.01		0.013	0.013			
	1,2-Dichloroethane	mg/L	1E-06	**0.00126**	*0.00126*	*<0.5*	***0.003***	*<0.1*	*<0.1*	*<0.01*	*<0.1*	***0.003***	***0.004***	<0.001	<0.001	*<0.5*	***0.004***	*<0.005*
	1,2-Dichloropropane	mg/L	0.001			<0.5	<0.001	<0.1	<0.1	<0.01	<0.1	<0.001	<0.001	<0.001	<0.001	<0.5	<0.001	<0.005
	1,3-Dichloropropane	mg/L	0.001			<0.5	<0.001	<0.1	<0.1	<0.01	<0.1	<0.001	<0.001	<0.001	<0.001	<0.5	<0.001	<0.005
	2,2-Dichloropropane	mg/L	0.001			<0.5	<0.001	<0.1	<0.1	<0.01	<0.1	<0.001	<0.001	<0.001	<0.001	<0.5	<0.001	<0.005
	Bromochloromethane	mg/L	0.0001									<0.0001	<0.001	<0.0001	<0.0001			
	Bromodichloromethane	mg/L	0.0001	**0.25**	*0.25*	*<0.5*	<0.001	<0.1	<0.1	<0.01	<0.1	<0.0001	<0.001	<0.0001	<0.0001	*<0.5*	<0.001	<0.005
	Bromoethane	mg/L	0.0001									<0.0001		<0.0001	<0.0001			
	Bromoethyne	mg/L	0.0001									<0.0001		<0.0001	<0.0001			
	Bromoform	mg/L	0.0001	**0.25**	*0.25*	*<0.5*	<0.001	<0.1	<0.1	<0.01	<0.1	<0.0001	<0.001	<0.0001	<0.0001	*<0.5*	<0.001	<0.005
	Bromomethane	mg/L	0.001			<5	<0.01	<1	<1	<0.1	<1	<0.001	<0.001	<0.001	<0.001	<5	<0.01	<0.05
	Carbon disulfide	mg/L	0.0001			<0.5	<0.005	<0.1	<0.1	<0.01	<0.1					<0.5	<0.005	<0.005
	Carbon tetrachloride	mg/L	0.0007	**0.00075**	*0.00075*	*<0.5*	*<0.001*	*<0.1*	*<0.1*	*<0.01*	*<0.1*	*<0.001*	*<0.001*	*<0.001*	<0.0007	*<0.5*	*<0.001*	*<0.005*
	Chlorinated Hydrocarbons	mg/l	0.002			5.861	0.0972	1.121	<1.7	0.119	0.9745	0.012	0.1285	0.0725	0.05635	<12	0.0354	0.077
	Chlorodibromomethane	mg/L	0.0001	**0.25**	*0.25*	*<0.5*	<0.001	<0.1	<0.1	<0.01	<0.1	<0.0001	<0.001	<0.0001	<0.0001	*<0.5*	<0.001	<0.005
	Chloroethane	mg/L	1E-06	**0.0118**	*0.0118*	*<5*	<0.01	*<1*	*<1*	*<0.1*	*<1*	0.005	0.008	<0.001	0.003	*<5*	***0.037***	***0.055***
	Chloroform	mg/L	1E-06	**0.25**	*0.25*	0.1	0.056	<0.1	<0.1	0.028	<0.1	0.009	0.057	0.024	0.022	*<0.5*	<0.001	<0.005
	Chloromethane	mg/L	1E-06			<5	<0.01	<1	<1	<0.1	<1	0.002	<0.001	<0.001	<0.001	<5	<0.01	<0.05
	cis-1,2-Dibromoethene	mg/L	0.0001									0.0094		0.013	0.013			
	cis-1,2-Dichloroethene	mg/L	1E-06	**3.17**	*47.6*	0.131	0.596	1.24	0.986	0.34	1.75	0.59	0.79	0.41	0.61	0.124	0.363	0.329
	cis-1,3-Dichloropropene	mg/L	0.001			<1	<0.002	<0.2	<0.2	<0.02	<0.2	<0.001	<0.001	<0.001	<0.001	<1	<0.002	<0.01
	cis-1,4-Dichloro-2-butene	mg/L	0.001			<0.5	<0.001	<0.1	<0.1	<0.01	<0.1					<0.5	<0.001	<0.005
	Dibenz(a.j)acridine	mg/L	0.001											<0.001				
	Dibromomethane	mg/L	0.0001			<0.5	<0.001	<0.1	<0.1	<0.01	<0.1	<0.0001	<0.001	<0.0001	<0.0001	<0.5	<0.001	<0.005
	Dichlorodifluoromethane	mg/L	0.001			<5	<0.01	<1	<1	<0.1	<1	<0.001	<0.001	<0.001	<0.001	<5	<0.01	<0.05
	Dichloromethane	mg/L	0.01	**0.0397**	*0.0397*							*<0.1*	0.02	<0.01	<0.01			
	Hexachlorobutadiene	mg/L	0.0001			<0.002	<0.001	<0.002	<0.02	<0.002	<0.01	<0.001	<0.001	<0.001	<0.001	<0.002	<0.001	<0.002
	Hexachloroethane	mg/L	0.0001			<0.01	<0.002	<0.002	<0.02	<0.002	<0.01	<0.005		<0.001		<0.01	<0.002	<0.002
	Iodomethane	mg/L	0.001			<0.5	<0.001	<0.1	<0.1	<0.01	<0.1					<0.5	<0.001	<0.005
	Other Chlorinated Hydrocarbons	mg/l	0.002			3.111	0.0912	0.571	<1.1	0.089	0.6745	0.012	0.126	0.0715	0.05535	<6.5	0.0294	0.0495
	Pentachloroethane	mg/L	0.0001			<0.5	<0.005	<0.1	<0.1	<0.01	<0.1	<0.005				<0.5	<0.005	<0.005
	Pyridine	mg/L	0.001											<0.001				
	Trichloroethene	mg/L	1E-06	**0.0351**	*0.0351*	*<0.5*	0.009	*<0.1*	*<0.1*	<0.01	***0.129***	0.006	0.011	0.009	0.001	*<0.5*	0.003	<0.005
	Tetrabromoethane	mg/L	0.0001									<0.0001		<0.0001	<0.0001			
	Tetrabromoethene	mg/L	0.0001									<0.0001		<0.0001	<0.0001			
	Tetrachloroethene	mg/L	1E-06	**1.75**	*321*	<0.5	0.036	<0.1	<0.1	0.022	0.25	0.022	0.038	0.029	0.007	<0.5	0.002	<0.005
	Trihalomethanes	mg/L				0.25 - 0.85	0.0005 - 0.0575	<0.1	<0.1	0.005 - 0.043	<0.1	0.0005 - 0.00915	0.0005 - 0.0585	0.02415	0.02215	<0.5	<0.001	<0.005

Table 1: Site Groundwater Analytical results

Field_ID	MW21i	MW21i	MW21i	MW21i	MW21i	MW21i	MW21i	Q4065-01	Q5660-06	Q5241-06	MW22i	MW22i	MW22i
Location_Code	MW21i	MW21i	MW21i	MW21i	MW21i	MW21i	MW21i	MW21i	MW21i	MW21i	MW22i	MW22i	MW22i
Well	Waste Control	Waste Control	Waste Control	Waste Control	Waste Control	Waste Control	Waste Control	Waste Control	Waste Control	Waste Control	Waste Control	Waste Control	Waste Control
Sampled_Date_Time	22/11/2001	11/03/2003	11/12/2003	10/03/2004	9/06/2004	15/09/2004	3/10/2005	31/03/2008	1/04/2009	31/05/2010	22/11/2001	12/03/2003	11/12/2003

Chem_Group	ChemName	output unit	EQL	Risk Based Criteria Site and Lot 2	*Risk Based Criteria Site and Lot 2 only Inhalation*													
	trans-1,2-Dibromoethene	mg/L	0.0001									0.0006		0.0005	<0.0001			
	trans-1,2-dichloroethene	mg/L	1E-06			<0.5	<0.001	<0.1	<0.1	<0.01	<0.1	0.002	0.001	<0.001	<0.001	<0.5	<0.001	<0.005
	trans-1,3-dichloropropene	mg/L	0.001			<1	<0.002	<0.2	<0.2	<0.02	<0.2	<0.001	<0.001	<0.001	<0.001	<1	<0.002	<0.01
	trans-1,4-Dichloro-2-butene	mg/L	0.001			<0.5	<0.001	<0.1	<0.1	<0.01	<0.1					<0.5	<0.001	<0.005
	Tribromoethane	mg/L	0.0001									<0.0001						
	1,1,2-Tribromoethene	mg/L	0.0001									<0.0001		<0.0001	0.0003			
	Trichlorofluoromethane	mg/L	1E-06			<5	0.092	<1	<1	0.169	1.29	0.08	0.005	0.024	<0.001	<5	<0.01	<0.05
	Vinyl bromide (bromoethene)	mg/L	0.0001	**0.00113**	*0.00113*							***0.038***		***0.041***	***0.079***			
	Vinyl chloride	mg/L	1E-06	**0.0737**	*0.0737*	*<5*	<0.01	*<1*	*<0.5*	<0.05	*<0.5*	0.002	0.002	<0.001	<0.001	*<5*	<0.01	<0.05

* A range of results indicates that the laboratory reported different concentrations for the same analyte due to different laboratory methods used for analysis

** For some analytical results, the EQL had to be raised due to interference with other analytes

Golder Associates

November 2011

Table 1: Site Groundwater Analytical results

Field_ID						MW22i	MW22i	MW22i	MW22i	MW22i	Q4066-05	Q4066-06	Q5662-02	Q5662-03	Q5243-03	Q5243-04	MW23i
Location_Code						MW22i	MW22i	MW22i	MW22i	MW22i	MW22i	MW22i	MW22i	MW22i	MW22i	MW22i	MW23i
Well						Waste Control	Waste Control	Waste Control	Waste Control	Waste Control	Waste Control	Waste Control	Waste Control	Waste Control	Waste Control	Waste Control	Waste Control
Sampled_Date_Time						9/03/2004	9/06/2004	16/09/2004	3/10/2005	18/10/2006	1/04/2008	1/04/2008	2/04/2009	2/04/2009	1/06/2010	1/06/2010	22/11/2001
Chem_Group	**ChemName**	**output unit**	**EQL**	**Risk Based Criteria Site and Lot 2**	***Risk Based Criteria Site and Lot 2 only Inhalation***												
Amino Aliphatics	Cyclohexylamine	mg/L	0.2						<0.2								
	Dibutylamine	mg/L	0.2						<0.2								
	Diethylamine	mg/L	0.0002						<0.2								
	Dimethylamine	mg/L	0.2	**0.0018**	*0.361*				<0.2								
	Dipropylamine	mg/L	0.2						<0.2								
	Monoisopropylamine	mg/L	0.2						<0.2								
	n-Butylamine	mg/L	0.2						<0.2								
	n-Heptylamine	mg/L	0.2						<0.2								
	n-Hexylamine	mg/L	0.2						<0.2								
	n-Nitrosodiethylamine	mg/L	0.002			<0.002	<0.002	<0.002					<0.005	<0.005			<0.002
	n-Nitrosodimethylamine	mg/L	0.005						<0.02				<0.005	<0.005			
	n-Nitrosodi-n-butylamine	mg/L	0.002			<0.002	<0.002	<0.002					<0.005	<0.005			<0.002
	n-Nitrosodi-n-propylamine	mg/L	0.002			<0.002	<0.002	<0.002	<0.02				<0.005	<0.005			<0.002
	n-Nitrosomethylethylamine	mg/L	0.002			<0.002	<0.002	<0.002					<0.005	<0.005			<0.002
	n-Propylamine	mg/L	0.2						<0.2								
Amino Aromatics	1-Naphthylamine	mg/L	0.001			<0.002	<0.002	<0.002		<0.002			<0.001	<0.001			<0.002
	2-Naphthylamine	mg/L	0.001										<0.001	<0.001			
	Dimethylphenethylamine	mg/L	0.001										<0.001	<0.001			
	Diphenylamine	mg/L	0.001										<0.001	<0.001			
	n-Nitrosodiphenylamine & Diphenylamine	mg/L	0.004			<0.004	<0.004	<0.004									<0.004
	n-Nitrosodiphenylamine	mg/L	0.005						<0.02				<0.005	<0.005			
	p-Phenylenediamine	mg/L	0.001										<0.001	<0.001			
Anilines	2-Nitroaniline	mg/L	0.001			<0.004	<0.004	<0.004	<0.02				<0.001	<0.001			<0.004
	3-Nitroaniline	mg/L	0.001			<0.004	<0.004	<0.004	<0.02				<0.001	<0.001			<0.004
	4-Chloroaniline	mg/L	0.001			<0.002	<0.002	<0.002	<0.02				<0.001	<0.001			<0.002
	4-Nitroaniline	mg/L	0.001			<0.002	<0.002	<0.002	<0.02				<0.001	<0.001			<0.002
	2-methyl-5-nitroaniline	mg/L	0.001			<0.002	<0.002	<0.002		<0.002			<0.001	<0.001			<0.002
	Aniline	mg/L	0.001			<0.002	<0.002	<0.002	<0.02				<0.001	<0.001			<0.002
	2-methylaniline	mg/L	0.001										<0.001	<0.001			
Dioxins	2,3,7,8-Tetrachlorooxanthrene	pg/L															
Explosives	1,3,5-Trinitrobenzene	mg/L	0.001			<0.002	<0.002	<0.002		<0.002			<0.001	<0.001			<0.002
	1,3-Dinitrobenzene	mg/L	0.001										<0.001	<0.001			
	2,4-Dinitrotoluene	mg/L	0.001			<0.004	<0.004	<0.004	<0.02	<0.004			<0.001	<0.001			<0.004
	2,6-Dinitrotoluene	mg/L	0.001			<0.004	<0.004	<0.004	<0.02	<0.004			<0.001	<0.001			<0.004
	Nitrobenzene	mg/L	0.001			<0.002	<0.002	<0.002	<0.02	<0.002			<0.001	<0.001			<0.002
Fungicides	Fenarimol	mg/L	0.001										<0.001	<0.001			
	Triadimefon	mg/L	0.001										<0.001	<0.001			
	Tricyclazole	mg/L	0.001										<0.001	<0.001			
Glycols	Dipropylene glycol, methyl ether	mg/L	0.00001						0.71 - 0.81								
	Methoxy propanol	mg/L	0.00001						<0.01								
Halogenated Benzenes	1,2,3-Trichlorobenzene	mg/L	0.0005			<0.0005	<0.0005	<0.0005	<0.001	<0.001	<0.001	<0.001	<0.001	<0.001	<0.001	<0.001	<0.005
	1,2,4,5-Tetrachlorobenzene	mg/L	0.0001						<0.005	<0.0001			<0.001	<0.001			
	1,2,4-Trichlorobenzene	mg/L	0.0001	**0.76**	*21.5*	<0.0005	<0.0005	<0.0005	<0.001	<0.0001	<0.001	<0.001	<0.001	<0.001	<0.001	<0.001	<0.002
	1,2-Dichlorobenzene	mg/L	1E-06	**39.6**	*60.5*	<0.002 - 0.0041	<0.002 - 0.0026	<0.0005	<0.005 - 0.0082	<0.005 - 0.006	0.003	0.003	0.003	0.003 - 0.004	0.004	0.003	<0.002
	1,3,5-Trichlorobenzene	mg/L	0.0001						<0.005	<0.0001			<0.001	<0.001			
	1,3-Dichlorobenzene	mg/L	0.0001	**16.8**	*16.8*	<0.0005	<0.0005	<0.002 - 0.0019	<0.001	<0.001 - 0.0002	<0.001	<0.001	<0.001	<0.001	<0.001	<0.001	<0.002
	1,4-Dichlorobenzene	mg/L	1E-06	**0.00373**	*0.00373*	<0.0005	<0.0005	<0.002 - 0.0027	<0.001 - 0.001	<0.005 - 0.001	<0.001	<0.001	<0.001	<0.001	0.001	0.001	<0.002
	2-Chlorotoluene	mg/L	0.0001			<0.0005	<0.0005	<0.0005	<0.001	<0.001	<0.001	<0.001	<0.001	<0.001	<0.001	<0.001	<0.005
	4-Chlorotoluene	mg/L	0.0005			<0.0005	<0.0005	<0.0005	<0.001	<0.001	<0.001	<0.001	<0.001	<0.001	<0.001	<0.001	<0.005
	Bromobenzene	mg/L	0.0001			<0.0005	<0.0005	<0.0005	<0.0001	<0.0001	<0.001	<0.001	<0.0001	<0.0001	<0.0001	<0.0001	<0.005
	Chlorobenzene	mg/L	1E-06	**2.74**	*80.3*	<0.0005	0.0063	0.0089	<0.001 - 0.008	0.008 - 0.009	0.009	0.008	0.005	0.006	0.008	0.007	<0.002
	Hexachlorobenzene	mg/L	0.0001			<0.004	<0.004	<0.004	<0.005	<0.0001			<0.001	<0.001			<0.004
	Pentachlorobenzene	mg/L	0.0001			<0.002	<0.002	<0.002	<0.005	<0.0001			<0.001	<0.001			<0.002
Halogenated Phenols	2,3,4,5-Tetrachlorophenol	mg/L	0.005						<0.005								
	2,3,4,6-Tetrachlorophenol	mg/L	0.0001			<0.0001	<0.0001	<0.0001	<0.002	<0.0001	<0.0001	<0.0001	<0.001	<0.001			
	2,4,5-Trichlorophenol	mg/L	0.0001			<0.0001	<0.0001	<0.0001	<0.002	<0.0001	<0.0001	<0.0001	<0.001	<0.001			<0.002
	2,4,6-Trichlorophenol	mg/L	0.0001	**0.12**	*54.5*	<0.0001	<0.0001	<0.0001	<0.002	<0.0001	<0.0001	<0.0001	<0.001	<0.001			<0.002
	2,4-Dichlorophenol	mg/L	0.0001	**0.482**	*16200*	<0.0001	<0.0001	<0.0001	<0.001	<0.0001	<0.0001	<0.0001	<0.001	<0.001			<0.002
	2,6-Dichlorophenol	mg/L	0.0001			<0.0001	<0.0001	<0.0001	<0.001	<0.0001	<0.0001	<0.0001	<0.001	<0.001			<0.002
	2-Chlorophenol	mg/L	0.00005			<0.00005	<0.00005	<0.00005	<0.001	<0.00005	<0.0001	<0.0001	<0.001	<0.001			<0.002
	Hexachlorophenol	mg/L	0.0001			<0.0001	<0.0001	<0.0001									
	Pentachlorophenol	mg/L	0.00005	**0.00302**	*27.1*	<0.00005	<0.00005	<0.00005	<0.002	<0.00005	<0.0001	<0.0001	<0.001	<0.001			<0.004
	Tetrachlorophenols (Sum of total)	mg/L	0.0001						<0.005	<0.0001							
Heavy Metals	Aluminium	mg/L	0.001	**309**	*309*								0.58	0.55			
	Aluminium (Filtered)	mg/L	0.001	**309**	*309*				<0.005 - 0.018	<0.01 - 0.003					0.035	0.04	
	Arsenic	mg/L	0.0005	**0.00241**	*0.00241*								0.0022	0.0021			
	Arsenic (Filtered)	mg/L	0.0002	**0.00241**	*0.00241*				***<0.001 - 0.0041***	0.002 - 0.0024					***0.0047***	***0.0051***	***0.006***
	Cadmium	mg/L	0.0001	**0.309**	*0.309*								<0.0001	<0.0001			
	Cadmium (Filtered)	mg/L	0.00005	**0.309**	*0.309*				<0.0001	<0.00005					<0.0002	<0.0002	<0.001
	Chromium	mg/L	0.0002	**0.928**	*0.928*								0.0006	0.0006			
	Chromium (Filtered)	mg/L	0.0002	**0.928**	*0.928*				<0.001	<0.005 - 0.0041					<0.001	<0.001	<0.001
	Cobalt	mg/L	0.001														
	Copper	mg/L	0.0005										<0.0005	0.0005			
	Copper (Filtered)	mg/L	0.0005							<0.001 - 0.0009					0.001	0.001	0.002
	Iron (ferrous)	mg/L	0.05						0.05 - 10	10 - 12							
	Iron	mg/L	0.001	**217**	*217*								11	11			
	Iron (Filtered)	mg/L	0.001	**217**	*217*				29 - 38	12.1 - 15					7.6	7.9	
	Lead	mg/L	0.001										<0.001	<0.001			
	Lead (Filtered)	mg/L	0.0001						<0.001	<0.0001					<0.001	<0.001	<0.001
	Manganese	mg/L	0.001	**14.2**	*14.2*								0.075	0.076			
	Manganese (Filtered)	mg/L	0.001	**14.2**	*14.2*				0.076 - 0.083	0.073 - 0.077					0.071	0.074	
	Mercury	mg/L	0.00006										<0.0001	<0.0001			
	Mercury (Filtered)	mg/L	0.00001						<0.0001	<0.00001					<0.00006	<0.00006	<0.001
	Nickel	mg/L	0.001	**3.86**	*3.86*								<0.001	<0.001			
	Nickel (Filtered)	mg/L	0.0002	**3.86**	*3.86*				<0.001	0.026 - 0.028					0.001	0.002	0.013
	Zinc	mg/L	0.001										0.24	0.23			

Golder Associates

November 2011

Table 1: Site Groundwater Analytical results

Chem_Group	ChemName	output unit	EQL	Risk Based Criteria Site and Lot 2	*Risk Based Criteria Site and Lot 2 only Inhalation*												
	Field_ID					MW22i	MW22i	MW22i	MW22i	MW22i	Q4066-05	Q4066-06	Q5662-02	Q5662-03	Q5243-03	Q5243-04	MW23i
	Location_Code					MW22i	MW22i	MW22i	MW22i	MW22i	MW22i	MW22i	MW22i	MW22i	MW22i	MW22i	MW23i
	Well					Waste Control	Waste Control	Waste Control	Waste Control	Waste Control	Waste Control	Waste Control	Waste Control	Waste Control	Waste Control	Waste Control	Waste Control
	Sampled_Date_Time					9/03/2004	9/06/2004	16/09/2004	3/10/2005	18/10/2006	1/04/2008	1/04/2008	2/04/2009	2/04/2009	1/06/2010	1/06/2010	22/11/2001
	Zinc (Filtered)	mg/L	0.0005						0.002 - 0.056	<0.005 - 0.012					0.003	0.002	0.018
Herbicides	Ametryn	mg/L	0.001										<0.001	<0.001			
	Atraton	mg/L	0.001										<0.001	<0.001			
	Atrazine	mg/L	0.001										<0.001	<0.001			
	Bromacil	mg/L	0.001										<0.001	<0.001			
	Butachlor	mg/L	0.001										<0.001	<0.001			
	Butylate	mg/L	0.001										<0.001	<0.001			
	Chlorpropham	mg/L	0.001										<0.001	<0.001			
	Cyanazine	mg/L	0.001										<0.001	<0.001			
	Cycloate	mg/L	0.001										<0.001	<0.001			
	Diallate	mg/L	0.001										<0.001	<0.001			
	Dinoseb	mg/L	0.0001						<0.005	<0.0001	<0.0001	<0.0001	<0.001	<0.001			
	Diphenamid	mg/L	0.001										<0.001	<0.001			
	s-Ethyl dipropylthiocarbamate	mg/L	0.001										<0.001	<0.001			
	Fluoridone	mg/L	0.001										<0.001	<0.001			
	Hexazinone	mg/L	0.001										<0.001	<0.001			
	Metachlor	mg/L	0.001										<0.001	<0.001			
	Metolachlor	mg/L	0.001										<0.001	<0.001			
	Molinate	mg/L	0.001										<0.001	<0.001			
	Napropamide	mg/L	0.001										<0.001	<0.001			
	Norflurazon	mg/L	0.001										<0.001	<0.001			
	Pebulate	mg/L	0.001										<0.001	<0.001			
	Prometon	mg/L	0.001										<0.001	<0.001			
	Prometryn	mg/L	0.001										<0.001	<0.001			
	Pronamide	mg/L	0.001			<0.002	<0.002	<0.002		<0.002			<0.001	<0.001			<0.002
	Propachlor	mg/L	0.001										<0.001	<0.001			
	Propazine	mg/L	0.001										<0.001	<0.001			
	Simetryn	mg/L	0.001										<0.001	<0.001			
	Tebuthiuron	mg/L	0.001										<0.001	<0.001			
	Terbacil	mg/L	0.001										<0.001	<0.001			
	Terbutryn	mg/L	0.001										<0.001	<0.001			
	Trifluralin	mg/L	0.001										<0.001	<0.001			
	Vernolate	mg/L	0.001										<0.001	<0.001			
MAH	1,2,4-trimethylbenzene	mg/L	1E-06	**2.11**	*11*	<0.001	0.001	0.349	0.72 - 0.81	0.597 - 0.66	0.039	0.036	0.18	0.22	0.2	0.14	0.082
	1,3,5-Trimethylbenzene	mg/L	1E-06	**2.76**	*8.65*	0.033	<0.001	0.132	0.22 - 0.42	0.25 - 0.252	0.022	0.021	0.084	0.1	0.071	0.048	0.015
	Benzene	mg/L	0.001	**0.00274**	*0.00274*	***0.013***	***0.01***	***0.052***	***0.025 - 0.031***	***0.026 - 0.03***	***0.013***	***0.012***	***0.011***	***0.012***	***0.012***	***0.01***	<0.005 - 0.0022
	C3-Alkylbenzene	mg/L	0.00001						0.83 - 0.84								
	C4-Alkylbenzene	mg/L	0.00001						0.19								
	Ethyltoluenes (Sum of total)	mg/L	5E-06						0.045 - 0.067								
	Ethylbenzene	mg/L	1E-06	**9.33**	*3440*	0.026	0.091	0.103	0.66 - 0.71	0.65 - 0.67	0.13	0.12	0.28	0.34	0.47	0.39	0.0638 - 0.064
	Isopropylbenzene	mg/L	1E-06	**4.16**	*534*	<0.001	0.005	0.029	0.041 - 0.08	0.028 - 0.034	0.005	0.004	0.013	0.015	0.014	0.009	<0.005
	n-Butylbenzene	mg/L	0.001			<0.001	<0.001	<0.001	<0.001	<0.001	<0.001	<0.001	<0.001	<0.001	<0.001	<0.001	<0.005
	n-Propylbenzene	mg/L	1E-06	**0.595**	*42.2*	<0.001	0.005	0.028	0.07 - 0.16	0.044 - 0.05	0.009	0.008	0.016	0.016	0.032	0.018	0.009
	p-Isopropyltoluene	mg/L	1E-06	**4.5**	*529*	<0.001	<0.001	0.111	0.21 - 0.44	0.12 - 0.14	0.011	0.01	0.079	0.11	0.038	0.035	0.013
	Propyltoluene	mg/L	0.00001						0.015 - 0.021								
	sec-Butylbenzene	mg/L	1E-06			<0.001	<0.001	<0.001	<0.001 - 0.007	<0.001	<0.001	0.001	<0.001	<0.001	0.003	<0.001	<0.005
	Styrene	mg/L	0.0001	**0.9**	*585*	<0.001	<0.001	0.005	<0.001	<0.001	<0.001	<0.001	<0.001	<0.001	<0.001	<0.001	<0.005
	tert-Butylbenzene	mg/L	0.00001			<0.001	<0.001	<0.001	<0.001 - 0.25	<0.001	<0.001	<0.001	<0.001	<0.001	<0.001	<0.001	<0.005
	Tetramethylbenzene	mg/L	0.00001						0.025 - 0.33								
	Toluene	mg/L	1E-06	**28.8**	*382*	0.021	0.006	0.74	2.7 - 3	1.4 - 1.47	0.009	0.009	0.047	0.055	0.006	0.006	0.121
	Total BTEX (QLD EPA 1999 Draft)	mg/L	0.005			0.076	0.118	1.836	6.385 - 6.841	3.686 - 4.9	0.17505	0.16105	0.788	0.997	0.818	0.705	0.3527
	MAH (Sum of Total) (Vic EPA 448.3)	mg/L	0.006			0.0765	0.1185	1.841	6.3855 - 6.8415	3.686 - 4.9005	0.17555	0.16155	0.7885	0.9975			0.3552
	Xylenes (m & p)	mg/L	1E-06	**89**	*122*	0.008	0.005	0.578	1.9 - 2	1.54 - 1.7	0.018	0.015	0.29	0.41	0.23	0.21	0.114
	Xylene (o)	mg/L	1E-06	**89**	*122*	0.008	0.006	0.363	1.1 - 1.2	1.07 - 1.54	0.005	0.005	0.16	0.18	0.1	0.089	0.0486 - 0.049
	Xylenes (Sum of m,p & o)	mg/L	2E-06	**89**	*122*	0.016	0.011	0.941	3 - 3.2	2.61 - 2.8	0.023	0.02	0.45	0.59	0.33	0.299	0.163
	Total MAHs	mg/L				0.0765	0.1185	1.841	6.3855 - 6.8415	4.8805 - 5.2285	0.1755	0.1615	0.7885	0.9975	0.8185	0.7055	0.3527
Nitroaromatics	1,4-Dinitrobenzene	mg/L	0.001										<0.001	<0.001			
Organochlorine Pesticides	4,4-DDE	mg/L	0.001			<0.002	<0.002	<0.002	<0.02				<0.001	<0.001			<0.002
	a-BHC	mg/L	0.0001			<0.002	<0.002	<0.002	<0.02				<0.001	<0.001			<0.002
	Aldrin	mg/L	0.0001			<0.002	<0.002	<0.002	<0.02				<0.001	<0.001			<0.002
	Aldrin & Dieldrin (Sum of total)	mg/L	0.004			<0.004	<0.004	<0.004	<0.04				<0.002	<0.002			<0.004
	b-BHC	mg/L	0.0001						<0.02				<0.001	<0.001			
	b-BHC & g-BHC (Sum of total)	mg/L	0.004			<0.004	<0.004	<0.004									<0.004
	Chlordane (Sum of total)	mg/L	0.0001														
	cis-Chlordane	mg/L	0.0001										<0.001	<0.001			
	trans-Chlordane	mg/L	0.0001										<0.001	<0.001			
	d-BHC	mg/L	0.0001			<0.002	<0.002	<0.002	<0.02				<0.001	<0.001			<0.002
	DDD	mg/L	0.0001			<0.002	<0.002	<0.002	<0.02				<0.001	<0.001			<0.002
	DDE	mg/L	0.0001														
	DDT	mg/L	0.0001			<0.004	<0.004	<0.004	<0.02				<0.001	<0.001			<0.004
	DDT+DDE+DDD (Sum of total)	mg/L	0.008			<0.008	<0.008	<0.008	<0.06				<0.003	<0.003			<0.008
	Dieldrin	mg/L	0.0001			<0.002	<0.002	<0.002	<0.02				<0.001	<0.001			<0.002
	Endosulfan	mg/L	0.0001														
	Endosulfan I	mg/L	0.0001			<0.002	<0.002	<0.002	<0.02				<0.001	<0.001			<0.002
	Endosulfan II	mg/L	0.0001			<0.002	<0.002	<0.002	<0.02				<0.001	<0.001			<0.002
	Endosulfan sulphate	mg/L	0.0001			<0.002	<0.002	<0.002	<0.02				<0.001	<0.001			<0.002
	Endrin	mg/L	0.0001			<0.002	<0.002	<0.002	<0.02				<0.001	<0.001			<0.002
	Endrin aldehyde	mg/L	0.0001						<0.02				<0.001	<0.001			
	Endrin ketone	mg/L	0.0001										<0.001	<0.001			
	g-BHC	mg/L	0.0001						<0.02				<0.001	<0.001			
	Heptachlor	mg/L	0.0001			<0.002	<0.002	<0.002	<0.02				<0.001	<0.001			<0.002
	Heptachlor & heptachlor edpoxide (Sum of total)	mg/l	0.004			<0.004	<0.004	<0.004	<0.04				<0.002	<0.002			<0.004
	Heptachlor epoxide	mg/L	0.0001			<0.002	<0.002	<0.002	<0.02				<0.001	<0.001			<0.002
	Methoxychlor	mg/L	0.0001										<0.001	<0.001			
	Organochlorine Pesticides	mg/l	0.0001			<0.03	<0.03	<0.03	<0.005	<0.0001			<0.019	<0.019			<0.03
	Other Organochlorine Pesticides	mg/l	0.0001			<0.02	<0.02	<0.02	<0.005	<0.0001			<0.015	<0.015			<0.02
Organophosphorous Pesticides	Azinphos-methyl	mg/L	0.0001														

Golder Associates

November 2011

Table 1: Site Groundwater Analytical results

Field_ID						MW22i	MW22i	MW22i	MW22i	MW22i	Q4066-05	Q4066-06	Q5662-02	Q5662-03	Q5243-03	Q5243-04	MW23i
Location_Code						MW22i	MW22i	MW22i	MW22i	MW22i	MW22i	MW22i	MW22i	MW22i	MW22i	MW22i	MW23i
Well						Waste Control	Waste Control	Waste Control	Waste Control	Waste Control	Waste Control	Waste Control	Waste Control	Waste Control	Waste Control	Waste Control	Waste Control
Sampled_Date_Time						9/03/2004	9/06/2004	16/09/2004	3/10/2005	18/10/2006	1/04/2008	1/04/2008	2/04/2009	2/04/2009	1/06/2010	1/06/2010	22/11/2001
Chem_Group	**ChemName**	**output unit**	**EQL**	**Risk Based Criteria Site and Lot 2**	***Risk Based Criteria Site and Lot 2 only Inhalation***												
	Bromophos-ethyl	mg/L	0.0001														
	Carbophenothion	mg/L	0.0001										<0.001	<0.001			
	Chlorfenvinphos	mg/L	0.001										<0.001	<0.001			
	Chlorfenvinphos E	mg/L	0.0001			<0.002	<0.002	<0.002									<0.002
	Chlorfenvinphos Z	mg/L	0.0001			<0.002	<0.002	<0.002									<0.002
	Chlorpyriphos	mg/L	0.00005			<0.002	<0.002	<0.002	<0.02				<0.001	<0.001			<0.002
	Chlorpyriphos-methyl	mg/L	0.0001			<0.002	<0.002	<0.002									<0.002
	Coumaphos	mg/L	0.001										<0.001	<0.001			
	Diazinon	mg/L	0.0001			<0.002	<0.002	<0.002	<0.02								<0.002
	Dichlorvos	mg/L	0.0001			<0.002	<0.002	<0.002					<0.001	<0.001			<0.002
	Dimethoate	mg/L	0.0001			<0.002	<0.002	<0.002	<0.02				<0.001	<0.001			<0.002
	Disulfoton	mg/L	0.001										<0.001	<0.001			
	Ethion	mg/L	0.0001			<0.002	<0.002	<0.002	<0.02				<0.001	<0.001			<0.002
	Ethoprop	mg/L	0.001										<0.001	<0.001			
	Fenamiphos	mg/L	0.0001														
	Fenitrothion	mg/L	0.001						<0.02				<0.001	<0.001			
	Fensulfothion	mg/L	0.001										<0.001	<0.001			
	Fenthion	mg/L	0.0001			<0.002	<0.002	<0.002					<0.001	<0.001			<0.002
	Malathion	mg/L	0.0001			<0.002	<0.002	<0.002	<0.02				<0.001	<0.001			<0.002
	Methyl Paraoxon	mg/L	0.001										<0.001	<0.001			
	Parathion-methyl	mg/L	0.0001										<0.001	<0.001			
	Mevinphos	mg/L	0.001										<0.001	<0.001			
	Monocrotophos	mg/L	0.0001										<0.001	<0.001			
	Naled (Dibrom)	mg/L	0.001										<0.001	<0.001			
	Parathion	mg/L	0.0001										<0.001	<0.001			
	Phorate	mg/L	0.001										<0.001	<0.001			
	Phosmet	mg/L	0.001										<0.001	<0.001			
	Pirimphos-ethyl	mg/L	0.0001			<0.002	<0.002	<0.002									<0.002
	Prothiofos	mg/L	0.0001			<0.002	<0.002	<0.002									<0.002
	Stirophos	mg/L	0.001										<0.001	<0.001			
	Terbufos	mg/L	0.001										<0.001	<0.001			
Other	1-Indanone	mg/L	0.00001						0.016 - 0.04								
	4-nitrobiphenyl	mg/L	0.001										<0.001	<0.001			
	5,5-diphenylhydantoin	mg/L	0.001										<0.001	<0.001			
	alpha-Terpineol	mg/L	0.00001						<0.01 - 0.02								
	Azobenzene	mg/L	0.002			<0.002	<0.002	<0.002	<0.02	<0.002							<0.002
	Benzo(a)pyrene (TEQs)	mg/L				<0.00019	<0.00019	<0.00019	<0.0024	0.00077							<0.0048
	Benzo(e)pyrene	mg/L	0.0001			<0.0001	<0.0001	<0.0001		<0.0001							
	beta-Terpineol	mg/L	0.01														
	Bisphenol A	mg/L	0.00001						0.053 - 0.07								
	Butanol	mg/L	0.00001						<0.01								
	cis-Dihydro-alpha-Terpineol	mg/L	0.01														
	Coronene	mg/L	0.0001			<0.0001	<0.0001	<0.0001		<0.0001							
	Crotoxyphos	mg/L	0.001										<0.001	<0.001			
	Dibenzo[a,e]pyrene	mg/L	0.001										<0.001	<0.001			
	Dichlone	mg/L	0.001										<0.001	<0.001			
	Dichlorobenzidine	mg/L							<0.02								
	Dimethyl heptanone	mg/L	5E-06						<0.01 - 0.09								
	Dimethyl styrene	mg/L	0.00001						0.054 - 0.067								
	Dioxathion	mg/L	0.001										<0.001	<0.001			
	EPN	mg/L	0.001										<0.001	<0.001			
	Eucalyptol	mg/L	0.00001						0.042								
	Ferrous Iron	mg/L	0.1										7.6	7.5			
	g-Terpineol	mg/L	0.00001						<0.01								
	Leptophos	mg/L	0.001										<0.001	<0.001			
	Mestranol	mg/L	0.001										<0.001	<0.001			
	Methyl indan	mg/L	0.00001						0.026 - 0.035								
	5-Methyl-2-hexanone	mg/L	0.00001						<0.01								
	Metribuzin	mg/L	0.001										<0.001	<0.001			
	n-Ethylbenzenesulfonamide	mg/L	0.00001						<0.01 - 0.014								
	o,o,o-Triethylphosphorothioate	mg/L	0.001										<0.001	<0.001			
	Perylene	mg/L	0.0001			<0.0001	<0.0001	<0.0001		<0.0001							
	Phosalone	mg/L	0.001										<0.001	<0.001			
	Phosphamidon	mg/L	0.001										<0.001	<0.001			
	Phthalide	mg/L	0.00001						<0.01								
	Terpinene-1-ol	mg/L	0.00001						0.13 - 0.36								
	Tetrachloronaphthalene	mg/L	0.0001							<0.0001							
	trans-Dihydro-alpha-terpineol	mg/L	0.00001						<0.01 - 0.28								
	Trichloronaphthalene	mg/L	0.0001							<0.0001							
PAH	1-Chloronaphthalene	mg/L	0.0001							<0.0001			<0.001	<0.001			
	1-Methylnaphthalene	mg/L	5E-06						0.02 - 0.023	0.0043 - 0.0057			0.004	0.004			
	2-Chloronaphthalene	mg/L	0.0001						<0.005	<0.0001			<0.001	<0.001			<0.002
	2-Methylnaphthalene	mg/L	5E-06	**0.133**	*0.133*	0.0013	<0.0001	0.012	<0.02 - 0.031	0.0038 - 0.0048			0.004	0.003			<0.002
	3-Methylcholanthrene	mg/L	0.0001						<0.001	<0.0001			<0.001	<0.001			<0.002
	7,12-Dimethylbenz(a)anthracene	mg/L	0.0001			<0.0001	<0.0001	<0.0001	<0.001	<0.0001			<0.001	<0.001			<0.002
	Acenaphthene	mg/L	0.0001			<0.0001	<0.0001	0.0017	<0.001	<0.0001 - 0.0005			<0.001	<0.001			<0.002
	Acenaphthylene	mg/L	0.0001			<0.0001	<0.0001	<0.0001	<0.001	<0.0001			<0.001	<0.001			<0.002
	Anthracene	mg/L	0.0001			<0.0001	<0.0001	<0.0001	<0.001	<0.0001			<0.001	<0.001			<0.002
	Benz(a)anthracene	mg/L	0.0001			<0.0001	<0.0001	<0.0001	<0.001	<0.0001 - 0.0005			<0.001	<0.001			<0.002
	Benzo(a)pyrene	mg/L	0.00005	**0.000366**	*0.000366*	<0.00005	<0.00005	<0.00005	*<0.001*	***<0.00005 - 0.0005***			*<0.001*	*<0.001*			*<0.002*
	Benzo(b)&(k)fluoranthene	mg/L	0.004						<0.002								<0.004
	Benzo(b)fluoranthene	mg/L	0.0001			<0.0001	<0.0001	<0.0001	<0.001	<0.0001 - 0.001			<0.001	<0.001			
	Benzo(g,h,i)perylene	mg/L	0.0001			<0.0001	<0.0001	<0.0001	<0.001	<0.0001 - 0.0002			<0.001	<0.001			<0.002
	Benzo(k)fluoranthene	mg/L	0.0001			<0.0001	<0.0001	<0.0001	<0.001	<0.0001 - 0.0005			<0.001	<0.001			
	Chloronaphthalenes (1- & 2-)	mg/L	0.0001							<0.0001							
	Chrysene	mg/L	0.0001			<0.0001	<0.0001	<0.0001	<0.001	<0.0001 - 0.0005			<0.001	<0.001			<0.002
	Dibenz(a,h)anthracene	mg/L	0.0001			<0.0001	<0.0001	<0.0001	<0.001	<0.0001			<0.001	<0.001			<0.002

Golder Associates

November 2011

Table 1: Site Groundwater Analytical results

Chem_Group	ChemName	output unit	EQL	Risk Based Criteria Site and Lot 2	*Risk Based Criteria Site and Lot 2 only Inhalation*												
	Field_ID					MW22i	MW22i	MW22i	MW22i	MW22i	Q4066-05	Q4066-06	Q5662-02	Q5662-03	Q5243-03	Q5243-04	MW23i
	Location_Code					MW22i	MW22i	MW22i	MW22i	MW22i	MW22i	MW22i	MW22i	MW22i	MW22i	MW22i	MW23i
	Well					Waste Control	Waste Control	Waste Control	Waste Control	Waste Control	Waste Control	Waste Control	Waste Control	Waste Control	Waste Control	Waste Control	Waste Control
	Sampled_Date_Time					9/03/2004	9/06/2004	16/09/2004	3/10/2005	18/10/2006	1/04/2008	1/04/2008	2/04/2009	2/04/2009	1/06/2010	1/06/2010	22/11/2001
	Fluoranthene	mg/L	0.0001			<0.0001	<0.0001	<0.0001	<0.001	<0.0001			<0.001	<0.001			<0.002
	Fluorene	mg/L	0.0001			<0.0001	<0.0001	<0.0001	<0.001	<0.0001			<0.001	<0.001			<0.002
	Indene	mg/L	0.00005						0.027 - 0.033								
	Indeno(1,2,3-c,d)pyrene	mg/L	0.0001			<0.0001	<0.0001	<0.0001	<0.001	<0.0001 - 0.0002			<0.001	<0.001			<0.002
	Naphthalene	mg/L	1E-06	**1.89**	*23.7*	<0.007 - 0.0271	0.011 - 0.0244	0.029 - 0.0748	0.091 - 0.31	0.04 - 0.077	0.005	0.005	0.031 - 0.036	0.028 - 0.035	0.027	0.028	<0.007 - 0.003
	Phenanthrene	mg/L	0.0001			<0.0001	<0.0001	<0.0001	<0.001	<0.0001			<0.001	<0.001			<0.002
	Pyrene	mg/L	0.0001			<0.0001	<0.0001	<0.0001	<0.001	<0.0001 - 0.0004			<0.001	<0.001			<0.002
Pesticides-Others	Aramite	mg/L	0.001										<0.001	<0.001			
	Bidrin	mg/L	0.001										<0.001	<0.001			
	Carbazole	mg/L	0.002			<0.002	<0.002	<0.002	<0.02								<0.002
	Chlorobenzilate	mg/L	0.001			<0.002	<0.002	<0.002		<0.002			<0.001	<0.001			<0.002
	Demeton-s-methyl	mg/L	0.0001														
	Famphur	mg/L	0.001										<0.001	<0.001			
	Isodrin	mg/L	0.001										<0.001	<0.001			
	N-Octyl Bicycloheptene Dicarboximide,mixed isomers	mg/L	0.001										<0.001	<0.001			
	Mirex	mg/L	0.001										<0.001	<0.001			
	Sulfotepp	mg/L	0.001										<0.001	<0.001			
	Thionazin	mg/L	0.001										<0.001	<0.001			
Phenolics	2,4-Dimethylphenol	mg/L	5E-06	**4.23**	*72300*	0.0024	<0.0001	0.0592	0.076 - 0.087	0.0175 - 0.053	<0.0001	<0.0001	0.026	0.02			<0.002
	2,4-Dinitrophenol	mg/L	0.0001						<0.005	<0.0001	<0.0001	<0.0001	<0.001	<0.001			
	2,5-Dimethylphenol	mg/L	0.00001						<0.01 - 0.011	0.017 - 0.023	<0.0001	<0.0001					
	2,6-Dimethylphenol	mg/L	0.0001	**0.124**						0.017 - 0.023	<0.0001	<0.0001					
	2-Methylphenol	mg/L	5E-06	**11.8**	*232000*	<0.0001	<0.0001	0.0056	<0.005 - 0.031	<0.0001 - 0.011	<0.0001	<0.0001	0.014	0.01			0.005
	2-Nitrophenol	mg/L	0.0001			<0.001	<0.001	<0.001	<0.001	<0.0001	<0.0001	<0.0001	<0.001	<0.001			<0.002
	3- & 4- Methylphenol	mg/L	5E-06						<0.005 - 0.022	0.0038 - 0.0048	<0.0001	<0.0001	<0.001	<0.001			<0.002
	3-Methylphenol	mg/L	0.0001	**312000**		<0.0001	<0.0001	<0.0001		<0.0001							
	4,6-Dinitro-2-methylphenol	mg/L	0.0001						<0.005	<0.0001	<0.0001	<0.0001	<0.001	<0.001			
	4,6-Dinitro-o-cyclohexylphenol	mg/L	0.001										<0.001	<0.001			
	4-Chloro-3-methylphenol	mg/L	0.00005			<0.00005	<0.00005	<0.00005	<0.001	<0.00005	<0.0001	<0.0001	<0.001	<0.001			<0.002
	4-Methylphenol	mg/L	0.0001	**27300**		<0.0001	<0.0001	<0.0001		<0.0001							
	4-Nitrophenol	mg/L	0.0001			<0.001	<0.001	<0.001	<0.001	<0.0001	<0.0001	<0.0001	<0.001	<0.001			
	Phenol	mg/L	5E-06	**80.5**	*3.6E6*	<0.0001	<0.0001	0.0065	<0.001	<0.0001	<0.0001	<0.0001	<0.001	<0.001			<0.002
Phthalates	Bis(2-ethylhexyl) phthalate	mg/L	0.0001	**0.0028**	*35700*	<0.02	<0.02	<0.02	<0.001	<0.0001			<0.001	<0.001			<0.02
	Butylbenzyl phthalate	mg/L	0.0001			<0.002	<0.002	<0.002	<0.001	<0.0001			<0.001	<0.001			<0.002
	Diethyl phthalate	mg/L	0.0001			<0.002	<0.002	<0.002	<0.001	<0.0001			<0.001	<0.001			<0.002
	Dimethyl phthalate	mg/L	0.0001			<0.002	<0.002	<0.002	<0.001	<0.0001			<0.001	<0.001			<0.002
	Di-n-butyl phthalate	mg/L	0.0001			0.006	<0.002	<0.002	<0.001	<0.001			<0.001	<0.001			<0.002
	Di-n-octyl phthalate	mg/L	0.0001			<0.002	<0.002	<0.002	<0.001	<0.0001			<0.001	<0.001			<0.002
Polychlorinated Biphenyls	Aroclor 1016	mg/L	0.01										<0.01	<0.01			
	Aroclor 1232	mg/L	0.01										<0.01	<0.01			
	Aroclor 1242	mg/L	0.01										<0.01	<0.01			
	Aroclor 1248	mg/L	0.01										<0.01	<0.01			
	Aroclor 1254	mg/L	0.01										<0.01	<0.01			
	Aroclor 1260	mg/L	0.01										<0.01	<0.01			
	Aroclor 1268	mg/L	0.01										<0.01	<0.01			
	Aroclor 1221	mg/L	0.01										<0.01	<0.01			
	Aroclor 1262	mg/L	0.01										<0.01	<0.01			
Sample Quality Parameters	pH (Lab)	pH_Units	0.01														6.23
	Total Dissolved Solids @180°C	mg/L	0.1						1810 - 2600	1700 - 1840			1500	1400			4980
	Sodium	mg/L	0.05										410	400			
	Sodium (Filtered)	mg/L	0.05							477 - 510							135
	Potassium	mg/L	0.05										27	26			
	Potassium (Filtered)	mg/L	0.05							29 - 34							5
	Calcium	mg/L	0.05										54	53			
	Calcium (Filtered)	mg/L	0.05							69 - 75							14
	Magnesium	mg/L	0.05										55	54			
	Magnesium (Filtered)	mg/L	0.05							84 - 93							22
	Chloride	mg/L	0.1							593 - 680			350	360			189
	Sulphate (as SO4)	mg/L	1										15	12			
	Sulphate (as SO4) (Filtered)	mg/L	0.1						8 - 14	32 - 36							94
	Sulphur (as S)	mg/L	0.1							11							
	Bicarbonate Alkalinity	mg/L	1										700	680			
	Bicarbonate Alkalinity (as CaCO3)	mg/L	0.1							732 - 790							67
	Carbonate Alkalinity	mg/L	1										<1	<1			
	Carbonate Alkalinity (as CaCO3)	mg/L	1							<1							
	Nitrogen (Total Oxidised)	mg/L	0.1							0.014							
	Nitrate (as N)	mg/L	0.01						<1 - 0.36	<1 - 0.014			<1	<1			
	Nitrite (as N)	mg/L	0.01							<0.01							
	Ammonia (as N)	mg/L	0.01							2.94 - 3.1							
	Total Kjeldahl Nitrogen (as N)	mg/L	0.1							3.8 - 4							
	Fluoride	mg/L	1							<1							
	Hydroxide Alkalinity (as CaCO3)	mg/L	1							<1							
	Phosphorus	mg/L	0.01							0.01 - 0.03							
	Total Alkalinity (as CaCO3)	mg/L	0.1							732 - 790			700	680			
	Total Anions	meq/L	0.01							32							8.63
	Total Cations	meq/L	0.01							32.2							8.51
Solvents	Methyl Ethyl Ketone	mg/L	5E-06	**186**	*187000*	<0.01	<0.01	0.157	<0.005 - 0.007	<0.005							1.21
	2-Hexanone	mg/L	0.01			<0.01	<0.01	<0.01	<0.01	<0.05							<0.05
	4-Methyl-2-pentanone	mg/L	5E-06	**22.5**	*58000*	<0.01	<0.01	0.065	<0.005 - 0.011	<0.001							7.16
	Acetone	mg/L	0.00002	**284**	*125000*				<0.01 - 0.1	<0.02							
	Cyclohexanol	mg/L	0.00001						<0.01								
	Cyclohexanone	mg/L	0.00001						<0.01								
	Isophorone	mg/L	5E-06	**2.8**	*15*	<0.002	<0.002	<0.002	<0.005	<0.0001			<0.001	<0.001			0.002
	4-Methyl-2-pentanol	mg/L	0.00001						<0.01								
	Vinyl acetate	mg/L	0.01			<0.01	<0.01	<0.01	<0.01	<0.05							<0.05
SVOCs	1,4-Naphthoquinone	mg/L	0.001										<0.001	<0.001			
	2-(Acetylamino) fluorene	mg/L	0.0001			<0.0001	<0.0001	<0.0001		<0.0001			<0.001	<0.001			<0.002

Golder Associates

November 2011

Table 1: Site Groundwater Analytical results

Field_ID						MW22i	MW22i	MW22i	MW22i	MW22i	Q4066-05	Q4066-06	Q5662-02	Q5662-03	Q5243-03	Q5243-04	MW23i
Location_Code						MW22i	MW22i	MW22i	MW22i	MW22i	MW22i	MW22i	MW22i	MW22i	MW22i	MW22i	MW23i
Well						Waste Control	Waste Control	Waste Control	Waste Control	Waste Control	Waste Control	Waste Control	Waste Control	Waste Control	Waste Control	Waste Control	Waste Control
Sampled_Date_Time						9/03/2004	9/06/2004	16/09/2004	3/10/2005	18/10/2006	1/04/2008	1/04/2008	2/04/2009	2/04/2009	1/06/2010	1/06/2010	22/11/2001
Chem_Group	**ChemName**	**output unit**	**EQL**	**Risk Based Criteria Site and Lot 2**	***Risk Based Criteria Site and Lot 2 only Inhalation***												
	2-Methylcholanthrene	mg/L	0.0001			<0.0001	<0.0001	<0.0001									
	2-Picoline	mg/L	0.001			<0.002	<0.002	<0.002		<0.002			<0.001	<0.001			<0.002
	3,3-Dichlorobenzidine	mg/L	0.001			<0.002	<0.002	<0.002					<0.001	<0.001			<0.002
	3,3-Dimethylbenzidine	mg/L	0.001										<0.001	<0.001			
	4-(Dimethylamino) azobenzene	mg/L	0.001			<0.002	<0.002	<0.002		<0.002			<0.001	<0.001			<0.002
	4-Aminobiphenyl	mg/L	0.001			<0.002	<0.002	<0.002		<0.002			<0.001	<0.001			<0.002
	4-Bromophenyl phenyl ether	mg/L	0.001			<0.002	<0.002	<0.002	<0.02				<0.001	<0.001			<0.002
	4-Chlorophenyl phenyl ether	mg/L	0.001			<0.002	<0.002	<0.002	<0.02				<0.001	<0.001			<0.002
	4-Nitroquinoline-n-oxide	mg/L	0.002			<0.002	<0.002	<0.002		<0.002			<0.005	<0.005			<0.002
	Acetophenone	mg/L	5E-06	**26.4**		<0.002	<0.002	<0.002	0.061 - 0.067	0.0063 - 0.017			<0.001	<0.001			<0.002
	Benzidine	mg/L	0.001										<0.001	<0.001			
	Benzyl alcohol	mg/L	5E-06						<0.02 - 0.15				<0.005	<0.005			
	Bis(2-chloroethoxy) methane	mg/L	0.001			<0.002	<0.002	<0.002	<0.02				<0.001	<0.001			<0.002
	Bis(2-chloroethyl) ether	mg/L	0.001			<0.002	<0.002	<0.002	<0.02				<0.001	<0.001			<0.002
	Bis(2-chloroisopropyl) ether	mg/L	0.001						<0.02				<0.001	<0.001			
	Dibenzofuran	mg/L	0.001			<0.002	<0.002	<0.002	<0.02				<0.001	<0.001			<0.002
	Ethylmethanesulfonate	mg/L	0.001										<0.001	<0.001			
	Hexachlorocyclopentadiene	mg/L	0.0001			<0.01	<0.01	<0.01	<0.005	<0.0001			<0.001	<0.001			<0.01
	Hexachlorophene	mg/L	0.0001						<0.005	<0.0001	<0.0001	<0.0001					
	Hexachloropropene	mg/L	0.0001			<0.002	<0.002	<0.002	<0.005	<0.0001			<0.001	<0.001			<0.002
	Isosafrole	mg/L	0.001										<0.001	<0.001			
	Kepone	mg/L	0.001										<0.001	<0.001			
	Methapyrilene	mg/L	0.001			<0.002	<0.002	<0.002					<0.001	<0.001			<0.002
	Methyl methanesulfonate	mg/L	0.005										<0.005	<0.005			
	n-Nitrosomorpholine	mg/L	0.002			<0.002	<0.002	<0.002					<0.005	<0.005			<0.002
	n-Nitrosopiperidine	mg/L	0.002			<0.002	<0.002	<0.002					<0.005	<0.005			<0.002
	n-Nitrosopyrrolidine	mg/L	0.004			<0.004	<0.004	<0.004					<0.005	<0.005			<0.004
	Pentachloronitrobenzene	mg/L	0.001			<0.002	<0.002	<0.002		<0.002			<0.001	<0.001			<0.002
	Phenacetin	mg/L	0.001			<0.002	<0.002	<0.002		<0.002			<0.001	<0.001			<0.002
	Safrole	mg/L	0.001										<0.001	<0.001			
Total Petroleum Hydrocarbons	Total C6-C36	mg/L	0.05								3.8	4.4	7.8	5.4	3.3	2.9	
	TPH C 6 - C 9 Fraction	mg/L	0.00001	**1920**		0.426	0.469	2.62	11 - 18	3.2 - 6.84	0.43	0.43	3.5	2.6	1.1	0.96	1.62
	TPH C10 - C14 Fraction	mg/L	0.00001	**0.655**	*325*	**5.95**	**3.62**	**7.49**	**3.6 - 10**	**4.6 - 8.87**	**2.2**	**2.6**	**3.6**	**2.6**	**2.1**	**1.9**	**1.17**
	TPH C15 - C28 Fraction	mg/L	0.0001	**9.82**	*486*	2.07	1.02	1.05	<0.05 - 0.99	0.28 - 1.6	0.99	1.1	0.71	0.17	0.05	0.05	0.444
	TPH C29-C36 Fraction	mg/L	0.0001	**13.1**	*46200*	0.084	<0.05	<0.05	<0.05	<0.05 - 0.08	0.18	0.23	<0.05	<0.05	<0.05	<0.05	0.088
	TPH+C10 - C36 (Sum of total)	mg/L	0.2			8.104	4.665	8.565	4.64 - 10.05	4.905 - 10.55	3.37	3.93	4.335	2.795	2.175	1.975	1.702
	TPH+C10 - C40 (Sum of total)	mg/L	0.00005						22	8.1 - 9.3							
Volatile Organic Compounds	1,1,1,2-Tetrachloroethane	mg/L	0.001			<0.001	<0.001	<0.001	<0.001	<0.001	<0.001	<0.001	<0.001	<0.001	<0.001	<0.001	<0.005
	1,1,1-Trichloroethane	mg/L	1E-06			<0.001	<0.001	<0.001	<0.001	<0.001	<0.001	<0.001	<0.001	<0.001	<0.001	<0.001	0.014
	1,1,2,2-Tetrabromoethane	mg/L	0.0001						<0.0001	<0.0001			<0.0001	<0.0001	<0.0001	<0.0001	
	1,1,2,2-Tetrabromoethene	mg/L	0.0001						<0.0001	<0.0001							
	1,1,2,2-Tetrachloroethane	mg/L	0.001			<0.001	<0.001	<0.001	<0.001	<0.001	<0.001	<0.001	<0.001	<0.001	<0.001	<0.001	<0.005
	1,1,2-Tribromoethane	mg/L	0.0001						<0.0001	<0.0001			<0.0001	<0.0001	<0.0001	<0.0001	
	1,1,2-Trichloroethane	mg/L	0.001	**0.00267**	*0.00267*	<0.001	<0.001	<0.001	<0.001	<0.001	<0.001	<0.001	<0.001	<0.001	<0.001	<0.001	***<0.005***
	1,1-Dichloroethane	mg/L	1E-06			0.09	0.085	0.097	0.03 - 0.09	0.064 - 0.066	0.074	0.065	0.05	0.047	0.041	0.02	0.096
	1,1-Dichloroethene	mg/L	1E-06	**3.51**	*172*	0.006	0.004	0.033	0.006 - 0.01	0.006 - 0.008	0.004	0.004	0.003	0.004	0.003	0.002	0.012
	1,1-Dichloropropene	mg/L	0.001			<0.001	<0.001	<0.001	<0.001	<0.001	<0.001	<0.001	<0.001	<0.001	<0.001	<0.001	<0.005
	1,2,3-Trichloropropane	mg/L	0.001			<0.001	<0.001	<0.001	<0.001	<0.001	<0.001	<0.001	<0.001	<0.001	<0.001	<0.001	<0.005
	1,2-Dibromo-3-chloropropane	mg/L	0.0001			<0.005	<0.005	<0.005	<0.0001	<0.0001	<0.001	<0.001	<0.0001	<0.0001	<0.0001	<0.0001	<0.005
	1,2-Dibromoethane	mg/L	0.0001			<0.001	<0.001	<0.001	<0.0001	<0.0001	<0.001	<0.001	<0.0001	<0.0001	<0.0001	<0.0001	<0.005
	cis- & trans-1,2-Dibromoethene	mg/L	0.0001	**1.46**	*54.2*				<0.0001 - 0.0002				<0.0001	<0.0001	<0.0001	<0.0001	
	1,2-Dichloroethane	mg/L	1E-06	**0.00126**	*0.00126*	***0.006***	***0.005***	***0.007***	***<0.001 - 0.003***	***<0.005 - 0.003***	***0.005***	***0.004***	<0.001	<0.001	***0.003***	***0.003***	***0.009***
	1,2-Dichloropropane	mg/L	0.001			<0.001	<0.001	<0.001	<0.001	<0.001	<0.001	<0.001	<0.001	<0.001	<0.001	<0.001	<0.005
	1,3-Dichloropropane	mg/L	0.001			<0.001	<0.001	<0.001	<0.001	<0.001	<0.001	<0.001	<0.001	<0.001	<0.001	<0.001	<0.005
	2,2-Dichloropropane	mg/L	0.001			<0.001	<0.001	<0.001	<0.001	<0.001	<0.001	<0.001	<0.001	<0.001	<0.001	<0.001	<0.005
	Bromochloromethane	mg/L	0.0001						<0.0001	<0.0001	<0.001	<0.001	<0.0001	<0.0001	<0.0001	<0.0001	
	Bromodichloromethane	mg/L	0.0001	**0.25**	*0.25*	<0.001	<0.001	<0.001	<0.0001	<0.0001	<0.001	<0.001	<0.0001	<0.0001	<0.0001	<0.0001	<0.005
	Bromoethane	mg/L	0.0001						<0.0001	<0.0001			<0.0001	<0.0001	<0.0001	<0.0001	
	Bromoethyne	mg/L	0.0001						<0.0001	<0.0001			<0.0001	<0.0001	<0.0001	<0.0001	
	Bromoform	mg/L	0.0001	**0.25**	*0.25*	<0.001	<0.001	<0.001	<0.0001	<0.0001	<0.001	<0.001	<0.0001	<0.0001	<0.0001	<0.0001	<0.005
	Bromomethane	mg/L	0.001			<0.01	<0.01	<0.01	<0.001	<0.001	<0.001	<0.001	<0.001	<0.001	<0.001	<0.001	<0.05
	Carbon disulfide	mg/L	0.0001			<0.005	<0.005	<0.005	<0.01	<0.005							<0.005
	Carbon tetrachloride	mg/L	0.0007	**0.00075**	*0.00075*	***<0.001***	***<0.001***	***<0.001***	***<0.001***	***<0.001***	***<0.001***	***<0.001***	***<0.001***	***<0.001***	<0.0007	<0.0007	***<0.005***
	Chlorinated Hydrocarbons	mg/l	0.002			0.03235	0.0339	0.0781	0.0628 - 0.0965	<0.01 - 0.008	0.0565	0.0505	0.0235	0.0275	0.03285	0.02985	0.2395
	Chlorodibromomethane	mg/L	0.0001	**0.25**	*0.25*	<0.001	<0.001	<0.001	<0.0001	<0.0001	<0.001	<0.001	<0.0001	<0.0001	<0.0001	<0.0001	<0.005
	Chloroethane	mg/L	1E-06	**0.0118**	*0.0118*	<0.01	***0.018***	***0.073***	***0.027 - 0.038***	***<0.05 - 0.028***	0.01	0.008	0.008	0.008	0.006	0.005	***<0.05***
	Chloroform	mg/L	1E-06	**0.25**	*0.25*	<0.001	<0.001	0.001	<0.001	<0.001	<0.001	<0.001	<0.001	<0.001	<0.001	<0.001	0.105
	Chloromethane	mg/L	1E-06			<0.01	<0.01	<0.01	<0.001	<0.001	<0.001	<0.001	<0.001	<0.001	<0.001	<0.001	<0.05
	cis-1,2-Dibromoethene	mg/L	0.0001						<0.0001 - 0.0002	0.0002			<0.0001	<0.0001	<0.0001	<0.0001	
	cis-1,2-Dichloroethene	mg/L	1E-06	**3.17**	*47.6*	0.717	0.243	0.395	0.15 - 0.56	0.99 - 1.04	0.87	0.81	0.75	0.74	0.97	1.1	0.076
	cis-1,3-Dichloropropene	mg/L	0.001			<0.002	<0.002	<0.002	<0.001	<0.001	<0.001	<0.001	<0.001	<0.001	<0.001	<0.001	<0.01
	cis-1,4-Dichloro-2-butene	mg/L	0.001			<0.001	<0.001	<0.001		<0.005							<0.005
	Dibenz(a.j)acridine	mg/L	0.001										<0.001	<0.001			
	Dibromomethane	mg/L	0.0001			<0.001	<0.001	<0.001	<0.0001	<0.0001	<0.001	<0.001	<0.0001	<0.0001	<0.0001	<0.0001	<0.005
	Dichlorodifluoromethane	mg/L	0.001			<0.01	<0.01	<0.01	<0.001	<0.001	<0.001	<0.001	<0.001	<0.001	<0.001	<0.001	<0.05
	Dichloromethane	mg/L	0.01	**0.0397**	*0.0397*				<0.1 - 0.0036	<0.01	<0.01	<0.01	<0.01	<0.01	<0.01	<0.01	
	Hexachlorobutadiene	mg/L	0.0001			<0.001	<0.001	<0.001	<0.001	<0.0001	<0.001	<0.001	<0.001	<0.001	<0.001	<0.001	<0.002
	Hexachloroethane	mg/L	0.0001			<0.002	<0.002	<0.002	<0.005	<0.0001			<0.001	<0.001			<0.002
	Iodomethane	mg/L	0.001			<0.001	<0.001	<0.001		<0.005							<0.005
	Other Chlorinated Hydrocarbons	mg/l	0.002			0.02635	0.0279	0.0721	0.0523 - 0.09	<0.01 - 0.008	0.052	0.047	0.021	0.024	0.02935	0.02635	0.212
	Pentachloroethane	mg/L	0.0001			<0.005	<0.005	<0.005	<0.005	<0.0001							<0.005
	Pyridine	mg/L	0.001										<0.001	<0.001			
	Trichloroethene	mg/L	1E-06	**0.0351**	*0.0351*	0.004	0.004	0.014	<0.001	<0.005 - 0.005	0.022	0.019	<0.001	<0.001	0.002	0.002	***0.052***
	Tetrabromoethane	mg/L	0.0001						<0.0001				<0.0001	<0.0001	<0.0001	<0.0001	
	Tetrabromoethene	mg/L	0.0001						<0.0001				<0.0001	<0.0001	<0.0001	<0.0001	
	Tetrachloroethene	mg/L	1E-06	**1.75**	*321*	<0.001	0.001	0.011	<0.001	<0.001	<0.001	<0.001	<0.001	0.001	<0.001	<0.001	0.104
	Trihalomethanes	mg/L				<0.001	<0.001	0.0005 - 0.0025	<0.001	<0.0003	<0.001	<0.004	<0.0013	<0.0013	<0.0013	<0.0013	0.0025 - 0.1125

Table 1: Site Groundwater Analytical results

November 2011

Field_ID			MW22i	MW22i	MW22i	MW22i	MW22i	Q4066-05	Q4066-06	Q5662-02	Q5662-03	Q5243-03	Q5243-04	MW23i
Location_Code			MW22i	MW22i	MW22i	MW22i	MW22i	MW22i	MW22i	MW22i	MW22i	MW22i	MW22i	MW23i
Well			Waste Control	Waste Control	Waste Control	Waste Control	Waste Control	Waste Control	Waste Control	Waste Control	Waste Control	Waste Control	Waste Control	Waste Control
Sampled_Date_Time			9/03/2004	9/06/2004	16/09/2004	3/10/2005	18/10/2006	1/04/2008	1/04/2008	2/04/2009	2/04/2009	1/06/2010	1/06/2010	22/11/2001
Chem_Group	**ChemName**	**output unit**	**EQL**	**Risk Based Criteria Site and Lot 2**	***Risk Based Criteria Site and Lot 2 only Inhalation***												
	trans-1,2-Dibromoethene	mg/L	0.0001						<0.0001	<0.0001			<0.0001	<0.0001	<0.0001	<0.0001	
	trans-1,2-dichloroethene	mg/L	1E-06			<0.001	0.003	<0.001	0.002 - 0.0036	0.002 - 0.008	<0.001	<0.001	<0.001	<0.001	0.001	0.001	<0.005
	trans-1,3-dichloropropene	mg/L	0.001			<0.002	<0.002	<0.002	<0.001	<0.001	<0.001	<0.001	<0.001	<0.001	<0.001	<0.001	<0.01
	trans-1,4-Dichloro-2-butene	mg/L	0.001			<0.001	<0.001	<0.001		<0.005							<0.005
	Tribromoethane	mg/L	0.0001						<0.0001								
	1,1,2-Tribromoethene	mg/L	0.0001						<0.0001	<0.0001			<0.0001	<0.0001	<0.0001	<0.0001	
	Trichlorofluoromethane	mg/L	1E-06			<0.01	<0.01	<0.01	<0.001	<0.001	<0.001	<0.001	<0.001	<0.001	<0.001	<0.001	<0.05
	Vinyl bromide (bromoethene)	mg/L	0.0001	**0.00113**	*0.00113*				<0.0001 - 0.0006	<0.0001 - 0.0005			<0.0001	<0.0001	<0.0001	<0.0001	
	Vinyl chloride	mg/L	1E-06	**0.0737**	*0.0737*	<0.01	<0.01	<0.01	<0.001 - 0.004	<0.05 - 0.003	0.004	0.003	0.002	0.003	0.003	0.003	<0.05

* A range of results indicates that the laboratory reported different concentrations for the same analyte due to different laboratory methods used for analysis

** For some analytical results, the EQL had to be raised due to interference with other analytes

Golder Associates

November 2011

Table 1: Site Groundwater Analytical results

Field_ID							MW23i	MW23i	MW23i	MW23i	MW23i	MW23i	MW23i	Q4064-03	Q5660-07	Q5211-01 Filtered	Q5211-02 Filtered	Q5241-05
Location_Code							MW23i	MW23i	MW23i	MW23i	MW23i	MW23i	MW23i	MW23i	MW23i	MW23i	MW23i	MW23i
Well							Waste Control	Waste Control	Waste Control	Waste Control	Waste Control	Waste Control	Waste Control	Waste Control	Waste Control	Waste Control	Waste Control	Waste Control
Sampled_Date_Time							11/03/2003	12/12/2003	10/03/2004	8/06/2004	15/09/2004	29/09/2005	17/10/2006	30/03/2008	1/04/2009	23/09/2009	23/09/2009	31/05/2010
Chem_Group	**ChemName**	**output unit**	**EQL**	**Risk Based Criteria Site and Lot 2**	***Risk Based Criteria Site and Lot 2 only Inhalation***													
Amino Aliphatics	Cyclohexylamine	mg/L	0.2									<0.2						
	Dibutylamine	mg/L	0.2									<0.2						
	Diethylamine	mg/L	0.0002									<0.2						
	Dimethylamine	mg/L	0.2	**0.0018**	*0.361*							<0.2						
	Dipropylamine	mg/L	0.2									<0.2						
	Monoisopropylamine	mg/L	0.2									<0.2						
	n-Butylamine	mg/L	0.2									<0.2						
	n-Heptylamine	mg/L	0.2									<0.2						
	n-Hexylamine	mg/L	0.2									<0.2						
	n-Nitrosodiethylamine	mg/L	0.002			<0.002	<0.002	<0.002	<0.002	<0.002								
	n-Nitrosodimethylamine	mg/L	0.005															
	n-Nitrosodi-n-butylamine	mg/L	0.002			<0.002	<0.002	<0.002	<0.002	<0.002								
	n-Nitrosodi-n-propylamine	mg/L	0.002			<0.002	<0.002	<0.002	<0.002	<0.002								
	n-Nitrosomethylethylamine	mg/L	0.002			<0.002	<0.002	<0.002	<0.002	<0.002								
	n-Propylamine	mg/L	0.2								<0.2							
Amino Aromatics	1-Naphthylamine	mg/L	0.001			<0.002	<0.002	<0.002	<0.002	<0.002								
	2-Naphthylamine	mg/L	0.001															
	Dimethylphenethylamine	mg/L	0.001															
	Diphenylamine	mg/L	0.001															
	n-Nitrosodiphenylamine & Diphenylamine	mg/L	0.004			<0.004	<0.004	<0.004	<0.004	<0.004								
	n-Nitrosodiphenylamine	mg/L	0.005															
	p-Phenylenediamine	mg/L	0.001															
Anilines	2-Nitroaniline	mg/L	0.001			<0.004	<0.004	<0.004	<0.004	<0.004								
	3-Nitroaniline	mg/L	0.001			<0.004	<0.004	<0.004	<0.004	<0.004								
	4-Chloroaniline	mg/L	0.001			<0.002	<0.002	<0.002	<0.002	<0.002								
	4-Nitroaniline	mg/L	0.001			<0.002	<0.002	<0.002	<0.002	<0.002								
	2-methyl-5-nitroaniline	mg/L	0.001			<0.002	<0.002	<0.002	<0.002	<0.002								
	Aniline	mg/L	0.001			<0.002	<0.002	<0.002	<0.002	<0.002								
	2-methylaniline	mg/L	0.001															
Dioxins	2,3,7,8-Tetrachlorooxanthrene	pg/L																
Explosives	1,3,5-Trinitrobenzene	mg/L	0.001			<0.002	<0.002	<0.002	<0.002	<0.002								
	1,3-Dinitrobenzene	mg/L	0.001															
	2,4-Dinitrotoluene	mg/L	0.001			<0.004	<0.004	<0.004	<0.004	<0.004								
	2,6-Dinitrotoluene	mg/L	0.001			<0.004	<0.004	<0.004	<0.004	<0.004								
	Nitrobenzene	mg/L	0.001			<0.002	<0.002	<0.002	<0.002	<0.002								
Fungicides	Fenarimol	mg/L	0.001															
	Triadimefon	mg/L	0.001															
	Tricyclazole	mg/L	0.001															
Glycols	Dipropylene glycol, methyl ether	mg/L	0.00001								0.057							
	Methoxy propanol	mg/L	0.00001															
Halogenated Benzenes	1,2,3-Trichlorobenzene	mg/L	0.0005			<0.0005	<0.005	<0.01	<0.0005	<0.0005	<0.001	<0.001	<0.001	<0.001				<0.001
	1,2,4,5-Tetrachlorobenzene	mg/L	0.0001								<0.005	<0.0001						
	1,2,4-Trichlorobenzene	mg/L	0.0001	**0.76**	*21.5*	<0.0005	<0.002	<0.002	<0.0005	<0.0005	<0.001	<0.0001	<0.001	<0.001				<0.001
	1,2-Dichlorobenzene	mg/L	1E-06	**39.6**	*60.5*	<0.002 - 0.002	<0.002	<0.002	<0.0005	<0.0005	<0.001	0.002	0.002	0.002				0.001
	1,3,5-Trichlorobenzene	mg/L	0.0001								<0.005	<0.0001						
	1,3-Dichlorobenzene	mg/L	0.0001	**16.8**	*16.8*	<0.0005	<0.002	<0.002	<0.0005	<0.0005	<0.001	<0.0001	<0.001	<0.001				<0.001
	1,4-Dichlorobenzene	mg/L	1E-06	**0.00373**	*0.00373*	<0.0005	<0.002	<0.002	<0.0005	<0.002 - 0.0005	<0.001	<0.001 - 0.0002	<0.001	<0.001				<0.001
	2-Chlorotoluene	mg/L	0.0001			<0.0005	<0.005	<0.01	<0.0005	<0.0005	<0.001	<0.001	<0.001	<0.001				<0.001
	4-Chlorotoluene	mg/L	0.0005			<0.0005	<0.005	<0.01	<0.0005	<0.0005	<0.001	<0.001	<0.001	<0.001				<0.001
	Bromobenzene	mg/L	0.0001			<0.0005	<0.005	<0.01	<0.0005	<0.0005	<0.0001	<0.0001	<0.001	<0.0001				<0.0001
	Chlorobenzene	mg/L	1E-06	**2.74**	*80.3*	<0.0005	<0.005	<0.01	<0.0005	0.0047	0.003	0.003	0.002	0.002				0.001
	Hexachlorobenzene	mg/L	0.0001			<0.004	<0.004	<0.004	<0.004	<0.004	<0.005	<0.0001						
	Pentachlorobenzene	mg/L	0.0001			<0.002	<0.002	<0.002	<0.002	<0.002	<0.005	<0.0001						
Halogenated Phenols	2,3,4,5-Tetrachlorophenol	mg/L	0.005								<0.005							
	2,3,4,6-Tetrachlorophenol	mg/L	0.0001			<0.0001	<0.0001	<0.0001	<0.0001	<0.0001		<0.0001	<0.0001					
	2,4,5-Trichlorophenol	mg/L	0.0001			<0.0001	<0.0001	<0.0001	<0.0001	<0.0001	<0.005	<0.0001	<0.0001					
	2,4,6-Trichlorophenol	mg/L	0.0001	**0.12**	*54.5*	<0.0001	<0.0001	<0.0001	<0.0001	<0.0001	<0.005	<0.0001	<0.0001					
	2,4-Dichlorophenol	mg/L	0.0001	**0.482**	*16200*	<0.0001	<0.0001	<0.0001	<0.0001	<0.0001	<0.005	0.0002	<0.0001					
	2,6-Dichlorophenol	mg/L	0.0001			<0.0001	0.0002	0.0002	<0.0001	<0.0001	<0.005	<0.0001	<0.0001					
	2-Chlorophenol	mg/L	0.00005			<0.00005	<0.00005	<0.00005	<0.00005	<0.00005	<0.005	<0.0001	<0.0001					
	Hexachlorophenol	mg/L	0.0001			<0.0001	<0.0001	<0.0001	<0.0001	<0.0001								
	Pentachlorophenol	mg/L	0.00005	**0.00302**	*27.1*	<0.00005	<0.00005	<0.00005	<0.00005	<0.00005	<0.005	<0.0001	<0.0001					
	Tetrachlorophenols (Sum of total)	mg/L	0.0001								<0.005							
Heavy Metals	Aluminium	mg/L	0.001	**309**	*309*									0.22				
	Aluminium (Filtered)	mg/L	0.001	**309**	*309*						0.02	<0.001						0.025
	Arsenic	mg/L	0.0005	**0.00241**	*0.00241*									***0.04***	***0.027***	***0.029***		
	Arsenic (Filtered)	mg/L	0.0002	**0.00241**	*0.00241*	0.002					***0.036***	***0.038***						***0.04***
	Cadmium	mg/L	0.0001	**0.309**	*0.309*									0.0002	<0.0005	<0.0005		
	Cadmium (Filtered)	mg/L	0.00005	**0.309**	*0.309*	<0.001					<0.0005	<0.00005						<0.0002
	Chromium	mg/L	0.0002	**0.928**	*0.928*									0.0008	<0.001	<0.001		
	Chromium (Filtered)	mg/L	0.0002	**0.928**	*0.928*	<0.001					<0.001	<0.0002						<0.001
	Cobalt	mg/L	0.001												0.001	0.001		
	Copper	mg/L	0.0005											0.0013	0.001	0.001		
	Copper (Filtered)	mg/L	0.0005			<0.001						0.0005						<0.001
	Iron (ferrous)	mg/L	0.05								37	25						
	Iron	mg/L	0.001	**217**	*217*									27				
	Iron (Filtered)	mg/L	0.001	**217**	*217*						49	48						25
	Lead	mg/L	0.001											<0.001	<0.001	<0.001		
	Lead (Filtered)	mg/L	0.0001			<0.001					<0.001	<0.0001						<0.001
	Manganese	mg/L	0.001	**14.2**	*14.2*									0.027				
	Manganese (Filtered)	mg/L	0.001	**14.2**	*14.2*						0.019	0.052						0.031
	Mercury	mg/L	0.00006											<0.0001				
	Mercury (Filtered)	mg/L	0.00001			<0.0001					<0.0005	<0.00001						<0.00006
	Nickel	mg/L	0.001	**3.86**	*3.86*									<0.001	0.008	0.005		
	Nickel (Filtered)	mg/L	0.0002	**3.86**	*3.86*	0.002					0.005	0.087						0.002
	Zinc	mg/L	0.001											0.31	0.11	0.14		

Golder Associates

November 2011

Table 1: Site Groundwater Analytical results

Field_ID						MW23i	MW23i	MW23i	MW23i	MW23i	MW23i	MW23i	Q4064-03	Q5660-07	Q5211-01 Filtered	Q5211-02 Filtered	Q5241-05
Location_Code						MW23i	MW23i	MW23i	MW23i	MW23i	MW23i	MW23i	MW23i	MW23i	MW23i	MW23i	MW23i
Well						Waste Control	Waste Control	Waste Control	Waste Control	Waste Control	Waste Control	Waste Control	Waste Control	Waste Control	Waste Control	Waste Control	Waste Control
Sampled_Date_Time						11/03/2003	12/12/2003	10/03/2004	8/06/2004	15/09/2004	29/09/2005	17/10/2006	30/03/2008	1/04/2009	23/09/2009	23/09/2009	31/05/2010
Chem_Group	**ChemName**	**output unit**	**EQL**	**Risk Based Criteria Site and Lot 2**	***Risk Based Criteria Site and Lot 2 only Inhalation***												
	Zinc (Filtered)	mg/L	0.0005			0.004					0.067	0.012					0.002
Herbicides	Ametryn	mg/L	0.001														
	Atraton	mg/L	0.001														
	Atrazine	mg/L	0.001														
	Bromacil	mg/L	0.001														
	Butachlor	mg/L	0.001														
	Butylate	mg/L	0.001														
	Chlorpropham	mg/L	0.001														
	Cyanazine	mg/L	0.001														
	Cycloate	mg/L	0.001														
	Diallate	mg/L	0.001														
	Dinoseb	mg/L	0.0001								<0.005	<0.0001	<0.0001				
	Diphenamid	mg/L	0.001														
	s-Ethyl dipropylthiocarbamate	mg/L	0.001														
	Fluoridone	mg/L	0.001														
	Hexazinone	mg/L	0.001														
	Metachlor	mg/L	0.001														
	Metolachlor	mg/L	0.001														
	Molinate	mg/L	0.001														
	Napropamide	mg/L	0.001														
	Norflurazon	mg/L	0.001														
	Pebulate	mg/L	0.001														
	Prometon	mg/L	0.001														
	Prometryn	mg/L	0.001														
	Pronamide	mg/L	0.001			<0.002	<0.002	<0.002	<0.002	<0.002							
	Propachlor	mg/L	0.001														
	Propazine	mg/L	0.001														
	Simetryn	mg/L	0.001														
	Tebuthiuron	mg/L	0.001														
	Terbacil	mg/L	0.001														
	Terbutryn	mg/L	0.001														
	Trifluralin	mg/L	0.001														
	Vernolate	mg/L	0.001														
MAH	1,2,4-trimethylbenzene	mg/L	1E-06	**2.11**	*11*	0.129	0.059	<0.02	0.022	0.125	0.13	0.087	0.053	0.057			0.047
	1,3,5-Trimethylbenzene	mg/L	1E-06	**2.76**	*8.65*	0.052	0.017	<0.02	0.006	0.039	0.04	0.028	0.015	0.017			0.009
	Benzene	mg/L	0.001	**0.00274**	*0.00274*	***0.005 - 0.006***	***<0.005***	***<0.02***	0.001	***0.011***	***0.009***	***0.007***	***0.005***	***0.005***			***0.005***
	C3-Alkylbenzene	mg/L	0.00001								0.1						
	C4-Alkylbenzene	mg/L	0.00001								0.018						
	Ethyltoluenes (Sum of total)	mg/L	5E-06														
	Ethylbenzene	mg/L	1E-06	**9.33**	*3440*	0.223 - 0.229	0.318	0.398	0.081	0.288	0.7	0.36	0.22	0.29			0.24
	Isopropylbenzene	mg/L	1E-06	**4.16**	*534*	0.009	<0.005	<0.02	0.001	0.01	0.015	0.007	0.004	0.006			0.002
	n-Butylbenzene	mg/L	0.001			0.001	<0.005	<0.02	<0.001	<0.001	<0.001	<0.001	<0.001	<0.001			<0.001
	n-Propylbenzene	mg/L	1E-06	**0.595**	*42.2*	0.018	0.007	<0.02	0.002	0.015	0.021	0.011	0.005	0.006			0.002
	p-Isopropyltoluene	mg/L	1E-06	**4.5**	*529*	0.071	0.017	<0.02	0.009	0.032	0.043	0.035	0.003	0.007			0.001
	Propyltoluene	mg/L	0.00001														
	sec-Butylbenzene	mg/L	1E-06			0.001	<0.005	<0.02	<0.001	<0.001	<0.001	<0.001	<0.001	<0.001			<0.001
	Styrene	mg/L	0.0001	**0.9**	*585*	0.003	<0.005	<0.02	<0.001	<0.001	<0.001	<0.001	0.003	<0.001			<0.001
	tert-Butylbenzene	mg/L	0.00001			<0.001	<0.005	<0.02	<0.001	<0.001	<0.001	<0.001	<0.001	<0.001			<0.001
	Tetramethylbenzene	mg/L	0.00001														
	Toluene	mg/L	1E-06	**28.8**	*382*	0.636 - 0.727	0.977	0.934	0.056	2.04	2.5	0.17	0.026	0.04			0.008
	Total BTEX (QLD EPA 1999 Draft)	mg/L	0.005			1.569	2.4755	3.297	0.245	3.846	5.929	2.177	0.29005	0.785			0.462
	MAH (Sum of Total) (Vic EPA 448.3)	mg/L	0.006			1.572	2.478	3.307	0.2455	3.8465	5.9295	2.1775	0.29305	0.7855			
	Xylenes (m & p)	mg/L	1E-06	**89**	*122*	0.342 - 0.368	0.798	1.36	0.073	1.08	2	1.2	0.026	0.27			0.12
	Xylene (o)	mg/L	1E-06	**89**	*122*	0.233 - 0.239	0.38	0.595	0.034	0.427	0.72	0.44	0.013	0.18			0.089
	Xylenes (Sum of m,p & o)	mg/L	2E-06	**89**	*122*	0.607	1.178	1.955	0.107	1.507	2.72	1.64	0.039	0.45			0.209
	Total MAHs	mg/L				1.572	2.478	3.307	0.2455	3.8465	5.9295	2.1775	0.293	0.7855			0.4625
Nitroaromatics	1,4-Dinitrobenzene	mg/L	0.001														
Organochlorine Pesticides	4,4-DDE	mg/L	0.001			<0.002	<0.002	<0.002	<0.002	<0.002							
	a-BHC	mg/L	0.0001			<0.002	<0.002	<0.002	<0.002	<0.002							
	Aldrin	mg/L	0.0001			<0.002	<0.002	<0.002	<0.002	<0.002							
	Aldrin & Dieldrin (Sum of total)	mg/L	0.004			<0.004	<0.004	<0.004	<0.004	<0.004							
	b-BHC	mg/L	0.0001														
	b-BHC & g-BHC (Sum of total)	mg/L	0.004			<0.004	<0.004	<0.004	<0.004	<0.004							
	Chlordane (Sum of total)	mg/L	0.0001														
	cis-Chlordane	mg/L	0.0001														
	trans-Chlordane	mg/L	0.0001														
	d-BHC	mg/L	0.0001			<0.002	<0.002	<0.002	<0.002	<0.002							
	DDD	mg/L	0.0001			<0.002	<0.002	<0.002	<0.002	<0.002							
	DDE	mg/L	0.0001														
	DDT	mg/L	0.0001			<0.004	<0.004	<0.004	<0.004	<0.004							
	DDT+DDE+DDD (Sum of total)	mg/L	0.008			<0.008	<0.008	<0.008	<0.008	<0.008							
	Dieldrin	mg/L	0.0001			<0.002	<0.002	<0.002	<0.002	<0.002							
	Endosulfan	mg/L	0.0001														
	Endosulfan I	mg/L	0.0001			<0.002	<0.002	<0.002	<0.002	<0.002							
	Endosulfan II	mg/L	0.0001			<0.002	<0.002	<0.002	<0.002	<0.002							
	Endosulfan sulphate	mg/L	0.0001			<0.002	<0.002	<0.002	<0.002	<0.002							
	Endrin	mg/L	0.0001			<0.002	<0.002	<0.002	<0.002	<0.002							
	Endrin aldehyde	mg/L	0.0001														
	Endrin ketone	mg/L	0.0001														
	g-BHC	mg/L	0.0001														
	Heptachlor	mg/L	0.0001			<0.002	<0.002	<0.002	<0.002	<0.002							
	Heptachlor & heptachlor edpoxide (Sum of total)	mg/l	0.004			<0.004	<0.004	<0.004	<0.004	<0.004							
	Heptachlor epoxide	mg/L	0.0001			<0.002	<0.002	<0.002	<0.002	<0.002							
	Methoxychlor	mg/L	0.0001														
	Organochlorine Pesticides	mg/l	0.0001			<0.03	<0.03	<0.03	<0.03	<0.03	<0.005	<0.0001					
	Other Organochlorine Pesticides	mg/l	0.0001			<0.02	<0.02	<0.02	<0.02	<0.02	<0.005	<0.0001					
Organophosphorous Pesticides	Azinphos-methyl	mg/L	0.0001														

Golder Associates

November 2011

Table 1: Site Groundwater Analytical results

Field_ID						MW23i	MW23i	MW23i	MW23i	MW23i	MW23i	MW23i	Q4064-03	Q5660-07	Q5211-01 Filtered	Q5211-02 Filtered	Q5241-05
Location_Code						MW23i	MW23i	MW23i	MW23i	MW23i	MW23i	MW23i	MW23i	MW23i	MW23i	MW23i	MW23i
Well						Waste Control	Waste Control	Waste Control	Waste Control	Waste Control	Waste Control	Waste Control	Waste Control	Waste Control	Waste Control	Waste Control	Waste Control
Sampled_Date_Time						11/03/2003	12/12/2003	10/03/2004	8/06/2004	15/09/2004	29/09/2005	17/10/2006	30/03/2008	1/04/2009	23/09/2009	23/09/2009	31/05/2010
Chem_Group	**ChemName**	**output unit**	**EQL**	**Risk Based Criteria Site and Lot 2**	***Risk Based Criteria Site and Lot 2 only Inhalation***												
	Bromophos-ethyl	mg/L	0.0001														
	Carbophenothion	mg/L	0.0001														
	Chlorfenvinphos	mg/L	0.001														
	Chlorfenvinphos E	mg/L	0.0001			<0.002	<0.002	<0.002	<0.002	<0.002							
	Chlorfenvinphos Z	mg/L	0.0001			<0.002	<0.002	<0.002	<0.002	<0.002							
	Chlorpyriphos	mg/L	0.00005			<0.002	<0.002	<0.002	<0.002	<0.002							
	Chlorpyriphos-methyl	mg/L	0.0001			<0.002	<0.002	<0.002	<0.002	<0.002							
	Coumaphos	mg/L	0.001														
	Diazinon	mg/L	0.0001			<0.002	<0.002	<0.002	<0.002	<0.002							
	Dichlorvos	mg/L	0.0001			<0.002	<0.002	<0.002	<0.002	<0.002							
	Dimethoate	mg/L	0.0001			<0.002	<0.002	<0.002	<0.002	<0.002							
	Disulfoton	mg/L	0.001														
	Ethion	mg/L	0.0001			<0.002	<0.002	<0.002	<0.002	<0.002							
	Ethoprop	mg/L	0.001														
	Fenamiphos	mg/L	0.0001														
	Fenitrothion	mg/L	0.001														
	Fensulfothion	mg/L	0.001														
	Fenthion	mg/L	0.0001			<0.002	<0.002	<0.002	<0.002	<0.002							
	Malathion	mg/L	0.0001			<0.002	<0.002	<0.002	<0.002	<0.002							
	Methyl Paraoxon	mg/L	0.001														
	Parathion-methyl	mg/L	0.0001														
	Mevinphos	mg/L	0.001														
	Monocrotophos	mg/L	0.0001														
	Naled (Dibrom)	mg/L	0.001														
	Parathion	mg/L	0.0001														
	Phorate	mg/L	0.001														
	Phosmet	mg/L	0.001														
	Pirimphos-ethyl	mg/L	0.0001			<0.002	<0.002	<0.002	<0.002	<0.002							
	Prothiofos	mg/L	0.0001			<0.002	<0.002	<0.002	<0.002	<0.002							
	Stirophos	mg/L	0.001														
	Terbufos	mg/L	0.001														
Other	1-Indanone	mg/L	0.00001								<0.01						
	4-nitrobiphenyl	mg/L	0.001														
	5,5-diphenylhydantoin	mg/L	0.001														
	alpha-Terpineol	mg/L	0.00001								0.016						
	Azobenzene	mg/L	0.002			<0.002	<0.002	<0.002	<0.002	<0.002							
	Benzo(a)pyrene (TEQs)	mg/L				<0.00019	<0.00019	<0.00019	<0.00019	<0.00019	<0.0024	<0.00024					
	Benzo(e)pyrene	mg/L	0.0001			<0.0001	<0.0001	<0.0001	<0.0001	<0.0001							
	beta-Terpineol	mg/L	0.01								<0.01						
	Bisphenol A	mg/L	0.00001								<0.01						
	Butanol	mg/L	0.00001														
	cis-Dihydro-alpha-Terpineol	mg/L	0.01								<0.01						
	Coronene	mg/L	0.0001			<0.0001	<0.0001	<0.0001	<0.0001	<0.0001							
	Crotoxyphos	mg/L	0.001														
	Dibenzo[a,e]pyrene	mg/L	0.001														
	Dichlone	mg/L	0.001														
	Dichlorobenzidine	mg/L															
	Dimethyl heptanone	mg/L	5E-06								0.77						
	Dimethyl styrene	mg/L	0.00001														
	Dioxathion	mg/L	0.001														
	EPN	mg/L	0.001														
	Eucalyptol	mg/L	0.00001								<0.01						
	Ferrous Iron	mg/L	0.1											19			
	g-Terpineol	mg/L	0.00001								<0.01						
	Leptophos	mg/L	0.001														
	Mestranol	mg/L	0.001														
	Methyl indan	mg/L	0.00001														
	5-Methyl-2-hexanone	mg/L	0.00001														
	Metribuzin	mg/L	0.001														
	n-Ethylbenzenesulfonamide	mg/L	0.00001														
	o,o,o-Triethylphosphorothioate	mg/L	0.001														
	Perylene	mg/L	0.0001			<0.0001	<0.0001	<0.0001	<0.0001	<0.0001							
	Phosalone	mg/L	0.001														
	Phosphamidon	mg/L	0.001														
	Phthalide	mg/L	0.00001								<0.01						
	Terpinene-1-ol	mg/L	0.00001								0.034						
	Tetrachloronaphthalene	mg/L	0.0001														
	trans-Dihydro-alpha-terpineol	mg/L	0.00001								0.074						
	Trichloronaphthalene	mg/L	0.0001														
PAH	1-Chloronaphthalene	mg/L	0.0001														
	1-Methylnaphthalene	mg/L	5E-06								<0.005	0.0015					
	2-Chloronaphthalene	mg/L	0.0001								<0.005	<0.0001					
	2-Methylnaphthalene	mg/L	5E-06	**0.133**	*0.133*	0.0036	0.0012	0.0016	0.0008	0.0009	<0.005	0.0017					
	3-Methylcholanthrene	mg/L	0.0001								<0.001	<0.0001					
	7,12-Dimethylbenz(a)anthracene	mg/L	0.0001			<0.0001	<0.0001	<0.0001	<0.0001	<0.0001	<0.001	<0.0001					
	Acenaphthene	mg/L	0.0001			<0.0001	<0.0001	<0.0001	<0.0001	<0.0001	<0.001	<0.0001					
	Acenaphthylene	mg/L	0.0001			<0.0001	<0.0001	<0.0001	<0.0001	<0.0001	<0.001	<0.0001					
	Anthracene	mg/L	0.0001			<0.0001	<0.0001	<0.0001	<0.0001	<0.0001	<0.001	<0.0001					
	Benz(a)anthracene	mg/L	0.0001			<0.0001	<0.0001	<0.0001	<0.0001	<0.0001	<0.001	<0.0001					
	Benzo(a)pyrene	mg/L	0.00005	**0.000366**	*0.000366*	<0.00005	<0.00005	<0.00005	<0.00005	<0.00005	*<0.001*	<0.0001					
	Benzo(b)&(k)fluoranthene	mg/L	0.004														
	Benzo(b)fluoranthene	mg/L	0.0001			<0.0001	<0.0001	<0.0001	<0.0001	<0.0001	<0.001	<0.0001					
	Benzo(g,h,i)perylene	mg/L	0.0001			<0.0001	<0.0001	<0.0001	<0.0001	<0.0001	<0.001	<0.0001					
	Benzo(k)fluoranthene	mg/L	0.0001			<0.0001	<0.0001	<0.0001	<0.0001	<0.0001	<0.001	<0.0001					
	Chloronaphthalenes (1- & 2-)	mg/L	0.0001														
	Chrysene	mg/L	0.0001			<0.0001	<0.0001	<0.0001	<0.0001	<0.0001	<0.001	<0.0001					
	Dibenz(a,h)anthracene	mg/L	0.0001			<0.0001	<0.0001	<0.0001	<0.0001	<0.0001	<0.001	<0.0001					

Created by: CB
Checked by: CW

Golder Associates

November 2011

Table 1: Site Groundwater Analytical results

Field_ID																	
Location_Code																	
Well																	
Sampled_Date_Time																	
Chem_Group	**ChemName**	**output unit**	**EQL**	**Risk Based Criteria Site and Lot 2**	***Risk Based Criteria Site and Lot 2 only Inhalation***	MW23i	MW23i	MW23i	MW23i	MW23i	MW23i	MW23i	Q4064-03	Q5660-07	Q5211-01 Filtered	Q5211-02 Filtered	Q5241-05
						Waste Control	Waste Control	Waste Control	Waste Control	Waste Control	Waste Control	Waste Control	Waste Control	Waste Control	Waste Control	Waste Control	Waste Control
						11/03/2003	12/12/2003	10/03/2004	8/06/2004	15/09/2004	29/09/2005	17/10/2006	30/03/2008	1/04/2009	23/09/2009	23/09/2009	31/05/2010
	Fluoranthene	mg/L	0.0001			<0.0001	<0.0001	<0.0001	<0.0001	<0.0001	<0.001	<0.0001					
	Fluorene	mg/L	0.0001			<0.0001	<0.0001	<0.0001	<0.0001	<0.0001	<0.001	<0.0001					
	Indene	mg/L	0.00005														
	Indeno(1,2,3-c,d)pyrene	mg/L	0.0001			<0.0001	<0.0001	<0.0001	<0.0001	<0.0001	<0.001	<0.0001					
	Naphthalene	mg/L	1E-06	**1.89**	*23.7*	0.022 - 0.0223	<0.007 - 0.0059	<0.02 - 0.0088	<0.007 - 0.0041	0.0071 - 0.009	0.005	0.009 - 0.012	0.007	0.005			0.003
	Phenanthrene	mg/L	0.0001			<0.0001	<0.0001	<0.0001	<0.0001	0.0002	<0.001	<0.0001					
	Pyrene	mg/L	0.0001			<0.0001	<0.0001	<0.0001	<0.0001	<0.0001	<0.001	<0.0001					
Pesticides-Others	Aramite	mg/L	0.001														
	Bidrin	mg/L	0.001														
	Carbazole	mg/L	0.002			<0.002	<0.002	<0.002	<0.002	<0.002							
	Chlorobenzilate	mg/L	0.001			<0.002	<0.002	<0.002	<0.002	<0.002							
	Demeton-s-methyl	mg/L	0.0001														
	Famphur	mg/L	0.001														
	Isodrin	mg/L	0.001														
	N-Octyl Bicycloheptene Dicarboximide,mixed isomers	mg/L	0.001														
	Mirex	mg/L	0.001														
	Sulfotepp	mg/L	0.001														
	Thionazin	mg/L	0.001														
Phenolics	2,4-Dimethylphenol	mg/L	5E-06	**4.23**	*72300*	0.0055	0.0029	0.0089	0.001	0.0066	<0.005	0.013	0.004				
	2,4-Dinitrophenol	mg/L	0.0001								<0.005	<0.0001	<0.0001				
	2,5-Dimethylphenol	mg/L	0.00001									0.0047	<0.0001				
	2,6-Dimethylphenol	mg/L	0.0001	**0.124**							<0.01	0.0038	<0.0001				
	2-Methylphenol	mg/L	5E-06	**11.8**	*232000*	0.0309	0.006	0.0414	0.0032	0.0313	<0.005	0.0081	0.0018				
	2-Nitrophenol	mg/L	0.0001			<0.001	<0.001	<0.001	<0.001	<0.001	<0.005	<0.0001	<0.0001				
	3- & 4- Methylphenol	mg/L	5E-06								<0.005	0.0017	<0.0001				
	3-Methylphenol	mg/L	0.0001	**312000**		0.0258	0.0151	0.02	0.0006	0.0162							
	4,6-Dinitro-2-methylphenol	mg/L	0.0001								<0.005	<0.0001	<0.0001				
	4,6-Dinitro-o-cyclohexylphenol	mg/L	0.001														
	4-Chloro-3-methylphenol	mg/L	0.00005			<0.00005	<0.00005	<0.00005	<0.00005	<0.00005	<0.005	<0.0001	<0.0001				
	4-Methylphenol	mg/L	0.0001	**27300**		0.0172	0.0086	0.0223	<0.0001	0.0408							
	4-Nitrophenol	mg/L	0.0001			<0.001	<0.001	<0.001	<0.001	<0.001	<0.005	<0.0001	<0.0001				
	Phenol	mg/L	5E-06	**80.5**	*3.6E6*	0.022	0.0074	0.012	<0.0001	0.0227	<0.005	<0.0001	<0.0001				
Phthalates	Bis(2-ethylhexyl) phthalate	mg/L	0.0001	**0.0028**	*35700*	<0.02	<0.02	<0.02	<0.02	<0.02	<0.001	<0.0001		<0.001			
	Butylbenzyl phthalate	mg/L	0.0001			<0.002	<0.002	<0.002	<0.002	<0.002	<0.001	<0.0001		<0.001			
	Diethyl phthalate	mg/L	0.0001			<0.002	<0.002	<0.002	<0.002	<0.002	<0.001	<0.0001		<0.001			
	Dimethyl phthalate	mg/L	0.0001			<0.002	<0.002	<0.002	<0.002	<0.002	<0.001	<0.0001		<0.001			
	Di-n-butyl phthalate	mg/L	0.0001			<0.002	<0.002	<0.002	<0.002	<0.002	<0.001	<0.001		<0.001			
	Di-n-octyl phthalate	mg/L	0.0001			<0.002	<0.002	<0.002	<0.002	<0.002	<0.001	<0.0001		<0.001			
Polychlorinated Biphenyls	Aroclor 1016	mg/L	0.01														
	Aroclor 1232	mg/L	0.01														
	Aroclor 1242	mg/L	0.01														
	Aroclor 1248	mg/L	0.01														
	Aroclor 1254	mg/L	0.01														
	Aroclor 1260	mg/L	0.01														
	Aroclor 1268	mg/L	0.01														
	Aroclor 1221	mg/L	0.01														
	Aroclor 1262	mg/L	0.01														
Sample Quality Parameters	pH (Lab)	pH_Units	0.01			7.76											
	Total Dissolved Solids @180°C	mg/L	0.1			828					600	490		580			
	Sodium	mg/L	0.05											180			
	Sodium (Filtered)	mg/L	0.05			193						130					
	Potassium	mg/L	0.05											1.5			
	Potassium (Filtered)	mg/L	0.05			5						3.5					
	Calcium	mg/L	0.05											12			
	Calcium (Filtered)	mg/L	0.05			15						9.1					
	Magnesium	mg/L	0.05											43			
	Magnesium (Filtered)	mg/L	0.05			50						33					
	Chloride	mg/L	0.1			306						190		210			
	Sulphate (as SO4)	mg/L	1											<1			
	Sulphate (as SO4) (Filtered)	mg/L	0.1			1					64	11					
	Sulphur (as S)	mg/L	0.1														
	Bicarbonate Alkalinity	mg/L	1											240			
	Bicarbonate Alkalinity (as CaCO3)	mg/L	0.1			254						220					
	Carbonate Alkalinity	mg/L	1											<1			
	Carbonate Alkalinity (as CaCO3)	mg/L	1			<1						<1					
	Nitrogen (Total Oxidised)	mg/L	0.1														
	Nitrate (as N)	mg/L	0.01								1.5	<1		<1			
	Nitrite (as N)	mg/L	0.01									<1					
	Ammonia (as N)	mg/L	0.01									0.17					
	Total Kjeldahl Nitrogen (as N)	mg/L	0.1									0.3					
	Fluoride	mg/L	1									<1					
	Hydroxide Alkalinity (as CaCO3)	mg/L	1														
	Phosphorus	mg/L	0.01									0.02					
	Total Alkalinity (as CaCO3)	mg/L	0.1									220		240			
	Total Anions	meq/L	0.01			13.7											
	Total Cations	meq/L	0.01			13.4											
Solvents	Methyl Ethyl Ketone	mg/L	5E-06	**186**	*187000*	0.422	0.995	<0.2	<0.01	3.12	1.4	0.027					
	2-Hexanone	mg/L	0.01			<0.01	<0.05	<0.2	<0.01	<0.01							
	4-Methyl-2-pentanone	mg/L	5E-06	**22.5**	*58000*	14.7	18.6	<0.2	<0.01	12.5	9.4	0.2					
	Acetone	mg/L	0.00002	**284**	*125000*							0.03					
	Cyclohexanol	mg/L	0.00001														
	Cyclohexanone	mg/L	0.00001														
	Isophorone	mg/L	5E-06	**2.8**	*15*	<0.002	<0.002	<0.002	<0.002	<0.002	0.007	<0.0001					
	4-Methyl-2-pentanol	mg/L	0.00001														
	Vinyl acetate	mg/L	0.01			<0.01	<0.05	<0.2	<0.01	<0.01							
SVOCs	1,4-Naphthoquinone	mg/L	0.001														
	2-(Acetylamino) fluorene	mg/L	0.0001			<0.0001	<0.0001	<0.0001	<0.0001	<0.0001							

Table 1: Site Groundwater Analytical results

					Field_ID	MW23i	MW23i	MW23i	MW23i	MW23i	MW23i	MW23i	Q4064-03	Q5660-07	Q5211-01 Filtered	Q5211-02 Filtered	Q5241-05
					Location_Code	MW23i	MW23i	MW23i	MW23i	MW23i	MW23i	MW23i	MW23i	MW23i	MW23i	MW23i	MW23i
					Well	Waste Control	Waste Control	Waste Control	Waste Control	Waste Control	Waste Control	Waste Control	Waste Control	Waste Control	Waste Control	Waste Control	Waste Control
					Sampled_Date_Time	11/03/2003	12/12/2003	10/03/2004	8/06/2004	15/09/2004	29/09/2005	17/10/2006	30/03/2008	1/04/2009	23/09/2009	23/09/2009	31/05/2010
Chem_Group	**ChemName**	**output unit**	**EQL**	**Risk Based Criteria Site and Lot 2**	***Risk Based Criteria Site and Lot 2 only Inhalation***												
	2-Methylcholanthrene	mg/L	0.0001			<0.0001	<0.0001	<0.0001	<0.0001	<0.0001							
	2-Picoline	mg/L	0.001			<0.002	<0.002	<0.002	<0.002	<0.002							
	3,3-Dichlorobenzidine	mg/L	0.001			<0.002	<0.002	<0.002	<0.002	<0.002							
	3,3-Dimethylbenzidine	mg/L	0.001														
	4-(Dimethylamino) azobenzene	mg/L	0.001			<0.002	<0.002	<0.002	<0.002	<0.002							
	4-Aminobiphenyl	mg/L	0.001			<0.002	<0.002	<0.002	<0.002	<0.002							
	4-Bromophenyl phenyl ether	mg/L	0.001			<0.002	<0.002	<0.002	<0.002	<0.002							
	4-Chlorophenyl phenyl ether	mg/L	0.001			<0.002	<0.002	<0.002	<0.002	<0.002							
	4-Nitroquinoline-n-oxide	mg/L	0.002			<0.002	<0.002	<0.002	<0.002	<0.002							
	Acetophenone	mg/L	5E-06	**26.4**		0.006	0.005	0.003	<0.002	0.015	<0.005	0.012					
	Benzidine	mg/L	0.001														
	Benzyl alcohol	mg/L	5E-06														
	Bis(2-chloroethoxy) methane	mg/L	0.001			<0.002	<0.002	<0.002	<0.002	<0.002							
	Bis(2-chloroethyl) ether	mg/L	0.001			<0.002	<0.002	<0.002	<0.002	<0.002							
	Bis(2-chloroisopropyl) ether	mg/L	0.001														
	Dibenzofuran	mg/L	0.001			<0.002	<0.002	<0.002	<0.002	<0.002							
	Ethylmethanesulfonate	mg/L	0.001														
	Hexachlorocyclopentadiene	mg/L	0.0001			<0.01	<0.01	<0.01	<0.01	<0.01	<0.005	<0.0001					
	Hexachlorophene	mg/L	0.0001								<0.005	<0.0001	<0.0001				
	Hexachloropropene	mg/L	0.0001			<0.002	<0.002	<0.002	<0.002	<0.002	<0.005	<0.0001					
	Isosafrole	mg/L	0.001														
	Kepone	mg/L	0.001														
	Methapyrilene	mg/L	0.001			<0.002	<0.002	<0.002	<0.002	<0.002							
	Methyl methanesulfonate	mg/L	0.005														
	n-Nitrosomorpholine	mg/L	0.002			<0.002	<0.002	<0.002	<0.002	<0.002							
	n-Nitrosopiperidine	mg/L	0.002			<0.002	<0.002	<0.002	<0.002	<0.002							
	n-Nitrosopyrrolidine	mg/L	0.004			<0.004	<0.004	<0.004	<0.004	<0.004							
	Pentachloronitrobenzene	mg/L	0.001			<0.002	<0.002	<0.002	<0.002	<0.002							
	Phenacetin	mg/L	0.001			<0.002	<0.002	<0.002	<0.002	<0.002							
	Safrole	mg/L	0.001														
Total Petroleum Hydrocarbons	Total C6-C36	mg/L	0.05										1.9	1.3			0.75
	TPH C 6 - C 9 Fraction	mg/L	0.00001	**1920**		14.9	2.04	6.56	0.399	5.9	18	<0.01	0.78	0.88			0.33
	TPH C10 - C14 Fraction	mg/L	0.00001	**0.655**	*325*	**3.71**	**1.78**	**1.92**	0.392	**1.26**	**1.5**	**1.2**	**1.1**	0.37			0.42
	TPH C15 - C28 Fraction	mg/L	0.0001	**9.82**	*486*	0.568	<0.1	0.451	<0.1	0.223	<0.05	0.12	<0.05	<0.05			<0.05
	TPH C29-C36 Fraction	mg/L	0.0001	**13.1**	*46200*	<0.05	<0.05	<0.05	<0.05	<0.05	<0.05	<0.05	<0.05	<0.05			<0.05
	TPH+C10 - C36 (Sum of total)	mg/L	0.2			4.303	1.855	2.396	0.467	1.508	1.55	1.345	1.15	0.42			0.47
	TPH+C10 - C40 (Sum of total)	mg/L	0.00005								19	1.3					
Volatile Organic Compounds	1,1,1,2-Tetrachloroethane	mg/L	0.001			<0.001	<0.005	<0.02	<0.001	<0.001	<0.001	<0.001	<0.001	<0.001			<0.001
	1,1,1-Trichloroethane	mg/L	1E-06			<0.001	<0.005	<0.02	<0.001	0.003	0.003	<0.001	<0.001	<0.001			<0.001
	1,1,2,2-Tetrabromoethane	mg/L	0.0001								<0.0001	<0.0001		<0.0001			<0.0001
	1,1,2,2-Tetrabromoethene	mg/L	0.0001								<0.0001	<0.0001					
	1,1,2,2-Tetrachloroethane	mg/L	0.001			<0.001	<0.005	<0.02	<0.001	<0.001	<0.001	<0.001	<0.001	<0.001			<0.001
	1,1,2-Tribromoethane	mg/L	0.0001								<0.0001	<0.0001		<0.0001			<0.0001
	1,1,2-Trichloroethane	mg/L	0.001	**0.00267**	*0.00267*	<0.001	***<0.005***	***<0.02***	<0.001	<0.001	<0.001	<0.001	<0.001	<0.001			<0.001
	1,1-Dichloroethane	mg/L	1E-06			0.281	0.054	<0.02	0.016	0.136	0.073	0.039	0.032	0.026			0.02
	1,1-Dichloroethene	mg/L	1E-06	**3.51**	*172*	0.009	0.009	<0.02	<0.001	0.019	0.029	0.003	0.003	0.006			0.002
	1,1-Dichloropropene	mg/L	0.001			<0.001	<0.005	<0.02	<0.001	<0.001	<0.001	<0.001	<0.001	<0.001			<0.001
	1,2,3-Trichloropropane	mg/L	0.001			<0.001	<0.005	<0.02	<0.001	<0.001	<0.001	<0.001	<0.001	<0.001			<0.001
	1,2-Dibromo-3-chloropropane	mg/L	0.0001			<0.005	<0.005	<0.02	<0.005	<0.005	<0.0001	<0.0001	<0.001	<0.0001			<0.0001
	1,2-Dibromoethane	mg/L	0.0001			<0.001	<0.005	<0.02	<0.001	<0.001	<0.0001	<0.0001	<0.001	<0.0001			<0.0001
	cis- & trans-1,2-Dibromoethene	mg/L	0.0001	**1.46**	*54.2*						0.016			0.0015			0.0003
	1,2-Dichloroethane	mg/L	1E-06	**0.00126**	*0.00126*	***0.002***	***<0.005***	***<0.02***	<0.001	***0.007***	***0.02***	<0.001	***0.002***	<0.001			***0.002***
	1,2-Dichloropropane	mg/L	0.001			<0.001	<0.005	<0.02	<0.001	<0.001	<0.001	<0.001	<0.001	<0.001			<0.001
	1,3-Dichloropropane	mg/L	0.001			<0.001	<0.005	<0.02	<0.001	<0.001	<0.001	<0.001	<0.001	<0.001			<0.001
	2,2-Dichloropropane	mg/L	0.001			<0.001	<0.005	<0.02	<0.001	<0.001	<0.001	<0.001	<0.001	<0.001			<0.001
	Bromochloromethane	mg/L	0.0001								<0.0001	<0.0001	<0.001	<0.0001			<0.0001
	Bromodichloromethane	mg/L	0.0001	**0.25**	*0.25*	<0.001	<0.005	<0.02	<0.001	<0.001	<0.0001	<0.0001	<0.001	<0.0001			<0.0001
	Bromoethane	mg/L	0.0001								<0.0001	<0.0001		<0.0001			<0.0001
	Bromoethyne	mg/L	0.0001								<0.0001	<0.0001		<0.0001			<0.0001
	Bromoform	mg/L	0.0001	**0.25**	*0.25*	<0.001	<0.005	<0.02	<0.001	<0.001	<0.0001	<0.0001	<0.001	<0.0001			<0.0001
	Bromomethane	mg/L	0.001			<0.01	<0.05	<0.2	<0.01	<0.01	<0.001	<0.001	<0.001	<0.001			<0.001
	Carbon disulfide	mg/L	0.0001			<0.005	<0.005	<0.02	<0.005	0.017							
	Carbon tetrachloride	mg/L	0.0007	**0.00075**	*0.00075*	***<0.001***	***<0.005***	***<0.02***	***<0.001***	***<0.001***	***<0.001***	***<0.001***	***<0.001***	***<0.001***			<0.0007
	Chlorinated Hydrocarbons	mg/l	0.002			0.028	0.1225	<0.34	<0.0275	0.0642	0.2985	<0.002	0.022	0.024			0.01685
	Chlorodibromomethane	mg/L	0.0001	**0.25**	*0.25*	<0.001	<0.005	<0.02	<0.001	<0.001	<0.0001	<0.0001	<0.001	<0.0001			<0.0001
	Chloroethane	mg/L	1E-06	**0.0118**	*0.0118*	<0.01	***<0.05***	***<0.2***	<0.01	***0.013***	0.003	0.003	0.001	0.008			0.003
	Chloroform	mg/L	1E-06	**0.25**	*0.25*	0.002	0.04	<0.02	<0.001	0.011	0.12	<0.001	<0.001	<0.001			<0.001
	Chloromethane	mg/L	1E-06			<0.01	<0.05	<0.2	<0.01	<0.01	<0.001	<0.001	<0.001	<0.001			<0.001
	cis-1,2-Dibromoethene	mg/L	0.0001								0.014	<0.0001		0.0014			0.0003
	cis-1,2-Dichloroethene	mg/L	1E-06	**3.17**	*47.6*	0.249	0.195	<0.02	0.03	0.165	0.34	0.18	0.21	0.21			0.21
	cis-1,3-Dichloropropene	mg/L	0.001			<0.002	<0.01	<0.04	<0.002	<0.002	<0.001	<0.001	<0.001	<0.001			<0.001
	cis-1,4-Dichloro-2-butene	mg/L	0.001			<0.001	<0.005	<0.02	<0.001	<0.001							
	Dibenz(a.j)acridine	mg/L	0.001														
	Dibromomethane	mg/L	0.0001			<0.001	<0.005	<0.02	<0.001	<0.001	<0.0001	<0.0001	<0.001	<0.0001			<0.0001
	Dichlorodifluoromethane	mg/L	0.001			<0.01	<0.05	<0.2	<0.01	<0.01	<0.001	<0.001	<0.001	<0.001			<0.001
	Dichloromethane	mg/L	0.01	**0.0397**	*0.0397*						***<0.1***	<0.01	<0.01	<0.01			<0.01
	Hexachlorobutadiene	mg/L	0.0001			<0.001	<0.002	<0.002	<0.001	<0.001	<0.001	<0.0001	<0.001	<0.001			<0.001
	Hexachloroethane	mg/L	0.0001			<0.002	<0.002	<0.002	<0.002	<0.002	<0.005	<0.0001					
	Iodomethane	mg/L	0.001			<0.001	<0.005	<0.02	<0.001	<0.001							
	Other Chlorinated Hydrocarbons	mg/l	0.002			0.022	0.095	<0.22	<0.0155	0.0582	0.2955	<0.002	0.021	0.0215			0.01535
	Pentachloroethane	mg/L	0.0001			<0.005	<0.005	<0.02	<0.005	<0.005	<0.005	<0.0001					
	Pyridine	mg/L	0.001														
	Trichloroethene	mg/L	1E-06	**0.0351**	*0.0351*	<0.001	0.021	<0.02	<0.001	0.008	***0.061***	<0.001	0.003	0.002			<0.001
	Tetrabromoethane	mg/L	0.0001								<0.0001			<0.0001			<0.0001
	Tetrabromoethene	mg/L	0.0001								<0.0001			<0.0001			<0.0001
	Tetrachloroethene	mg/L	1E-06	**1.75**	*321*	<0.001	0.047	<0.02	<0.001	0.03	0.16	0.001	0.001	0.004			<0.001
	Trihalomethanes	mg/L				0.0005 - 0.0035	0.0025 - 0.0475	<0.02	<0.001	0.0005 - 0.0125	0.0005 - 0.12015	<0.001	<0.001	<0.0013			<0.0013

Table 1: Site Groundwater Analytical results

November 2011

						Field_ID	MW23i	MW23i	MW23i	MW23i	MW23i	MW23i	MW23i	Q4064-03	Q5660-07	Q5211-01 Filtered	Q5211-02 Filtered	Q5241-05
						Location_Code	MW23i	MW23i	MW23i	MW23i	MW23i	MW23i	MW23i	MW23i	MW23i	MW23i	MW23i	MW23i
						Well	Waste Control	Waste Control	Waste Control	Waste Control	Waste Control	Waste Control	Waste Control	Waste Control	Waste Control	Waste Control	Waste Control	Waste Control
						Sampled_Date_Time	11/03/2003	12/12/2003	10/03/2004	8/06/2004	15/09/2004	29/09/2005	17/10/2006	30/03/2008	1/04/2009	23/09/2009	23/09/2009	31/05/2010
Chem_Group	**ChemName**	**output unit**	**EQL**	**Risk Based Criteria Site and Lot 2**	***Risk Based Criteria Site and Lot 2 only Inhalation***													
	trans-1,2-Dibromoethene	mg/L	0.0001								0.0015	<0.0001		0.0001			<0.0001
	trans-1,2-dichloroethene	mg/L	1E-06			<0.001	<0.005	<0.02	<0.001	<0.001	<0.001	<0.001	<0.001	<0.001			<0.001
	trans-1,3-dichloropropene	mg/L	0.001			<0.002	<0.01	<0.04	<0.002	<0.002	<0.001	<0.001	<0.001	<0.001			<0.001
	trans-1,4-Dichloro-2-butene	mg/L	0.001			<0.001	<0.005	<0.02	<0.001	<0.001							
	Tribromoethane	mg/L	0.0001								<0.0001						
	1,1,2-Tribromoethene	mg/L	0.0001								<0.0001	<0.0001		<0.0001			0.0003
	Trichlorofluoromethane	mg/L	1E-06			<0.01	<0.05	<0.2	<0.01	0.028	0.051	<0.001	<0.001	<0.001			<0.001
	Vinyl bromide (bromoethene)	mg/L	0.0001	**0.00113**	*0.00113*						***0.0081***	0.0004		***0.0036***			***0.0027***
	Vinyl chloride	mg/L	1E-06	**0.0737**	*0.0737*	<0.01	<0.05	*<0.1*	<0.01	<0.01	<0.001	0.001	<0.001	0.002			0.001

* A range of results indicates that the laboratory reported different concentrations for the same analyte due to different laboratory methods used for analysis

** For some analytical results, the EQL had to be raised due to interference with other analytes

Golder Associates

November 2011

Table 1: Site Groundwater Analytical results

						Field_ID	MW25	MW25	MW25	MW25	MW25	MW25	Q4064-05	Q4981-04	Q4981-05	Q5662-05	Q5243-01
						Location_Code	MW25	MW25	MW25	MW25	MW25	MW25	MW25	MW25	MW25	MW25	MW25
						Well	Waste Control	Waste Control	Waste Control	Waste Control	Waste Control	Waste Control	Waste Control	Waste Control	Waste Control	Waste Control	Waste Control
						Sampled_Date_Time	12/03/2003	11/12/2003	9/03/2004	10/06/2004	16/09/2004	28/09/2005	30/03/2008	13/10/2008	13/10/2008	2/04/2009	1/06/2010
Chem_Group	**ChemName**	**output unit**	**EQL**	**Risk Based Criteria Site and Lot 2**	***Risk Based Criteria Site and Lot 2 only Inhalation***												
Amino Aliphatics	Cyclohexylamine	mg/L	0.2									<0.2					
	Dibutylamine	mg/L	0.2									<0.2					
	Diethylamine	mg/L	0.0002									<0.2					
	Dimethylamine	mg/L	0.2	**0.0018**	*0.361*							<0.2					
	Dipropylamine	mg/L	0.2									<0.2					
	Monoisopropylamine	mg/L	0.2									<0.2					
	n-Butylamine	mg/L	0.2									<0.2					
	n-Heptylamine	mg/L	0.2									<0.2					
	n-Hexylamine	mg/L	0.2									<0.2					
	n-Nitrosodiethylamine	mg/L	0.002			<0.002	<0.002	<0.002	<0.002	<0.002							
	n-Nitrosodimethylamine	mg/L	0.005														
	n-Nitrosodi-n-butylamine	mg/L	0.002			<0.002	<0.002	<0.002	<0.002	<0.002							
	n-Nitrosodi-n-propylamine	mg/L	0.002			<0.002	<0.002	<0.002	<0.002	<0.002							
	n-Nitrosomethylethylamine	mg/L	0.002			<0.002	<0.002	<0.002	<0.002	<0.002							
	n-Propylamine	mg/L	0.2									<0.2					
Amino Aromatics	1-Naphthylamine	mg/L	0.001			<0.002	<0.002	<0.002	<0.002	<0.002							
	2-Naphthylamine	mg/L	0.001														
	Dimethylphenethylamine	mg/L	0.001														
	Diphenylamine	mg/L	0.001														
	n-Nitrosodiphenylamine & Diphenylamine	mg/L	0.004			<0.004	<0.004	<0.004	<0.004	<0.004							
	n-Nitrosodiphenylamine	mg/L	0.005														
	p-Phenylenediamine	mg/L	0.001														
Anilines	2-Nitroaniline	mg/L	0.001			<0.004	<0.004	<0.004	<0.004	<0.004							
	3-Nitroaniline	mg/L	0.001			<0.004	<0.004	<0.004	<0.004	<0.004							
	4-Chloroaniline	mg/L	0.001			<0.002	<0.002	<0.002	<0.002	<0.002							
	4-Nitroaniline	mg/L	0.001			<0.002	<0.002	<0.002	<0.002	<0.002							
	2-methyl-5-nitroaniline	mg/L	0.001			<0.002	<0.002	<0.002	<0.002	<0.002							
	Aniline	mg/L	0.001			<0.002	<0.002	<0.002	<0.002	<0.002							
	2-methylaniline	mg/L	0.001														
Dioxins	2,3,7,8-Tetrachlorooxanthrene	pg/L															
Explosives	1,3,5-Trinitrobenzene	mg/L	0.001			<0.002	<0.002	<0.002	<0.002	<0.002							
	1,3-Dinitrobenzene	mg/L	0.001														
	2,4-Dinitrotoluene	mg/L	0.001			<0.004	<0.004	<0.004	<0.004	<0.004							
	2,6-Dinitrotoluene	mg/L	0.001			<0.004	<0.004	<0.004	<0.004	<0.004							
	Nitrobenzene	mg/L	0.001			<0.002	<0.002	<0.002	<0.002	<0.002							
Fungicides	Fenarimol	mg/L	0.001														
	Triadimefon	mg/L	0.001														
	Tricyclazole	mg/L	0.001														
Glycols	Dipropylene glycol, methyl ether	mg/L	0.00001									<0.01					
	Methoxy propanol	mg/L	0.00001														
Halogenated Benzenes	1,2,3-Trichlorobenzene	mg/L	0.0005			<0.0005	<0.005	<0.0005	<0.0005	<0.0005	<0.001	<0.001	<0.001	<0.001	<0.001	<0.001
	1,2,4,5-Tetrachlorobenzene	mg/L	0.0001								<0.005					
	1,2,4-Trichlorobenzene	mg/L	0.0001	**0.76**	*21.5*	<0.0005	<0.002	<0.0005	<0.0005	<0.0005	<0.001	<0.001	<0.001	<0.001	<0.001	<0.001
	1,2-Dichlorobenzene	mg/L	1E-06	**39.6**	*60.5*	<0.0005	<0.002	<0.0005	<0.002 - 0.0013	<0.002 - 0.0011	<0.001	<0.001	<0.001	<0.001	<0.001	<0.001
	1,3,5-Trichlorobenzene	mg/L	0.0001								<0.005					
	1,3-Dichlorobenzene	mg/L	0.0001	**16.8**	*16.8*	<0.0005	<0.002	<0.0005	<0.0005	<0.0005	<0.001	<0.001	<0.001	<0.001	<0.001	<0.001
	1,4-Dichlorobenzene	mg/L	1E-06	**0.00373**	*0.00373*	<0.0005	<0.002	<0.0005	<0.0005	<0.0005	<0.001	<0.001	<0.001	<0.001	<0.001	<0.001
	2-Chlorotoluene	mg/L	0.0001			<0.0005	<0.005	<0.0005	<0.0005	0.001	<0.001	<0.001	<0.001	<0.001	<0.001	<0.001
	4-Chlorotoluene	mg/L	0.0005			<0.0005	<0.005	<0.0005	<0.0005	<0.0005	<0.001	<0.001	<0.001	<0.001	<0.001	<0.001
	Bromobenzene	mg/L	0.0001			<0.0005	<0.005	<0.0005	<0.0005	<0.0005	<0.0001	<0.001	<0.001	<0.001	<0.0001	<0.0001
	Chlorobenzene	mg/L	1E-06	**2.74**	*80.3*	<0.0005	<0.005	<0.0005	<0.0005	<0.0005	<0.001	<0.001	<0.001	<0.001	<0.001	<0.001
	Hexachlorobenzene	mg/L	0.0001			<0.004	<0.004	<0.004	<0.004	<0.004	<0.005					
	Pentachlorobenzene	mg/L	0.0001			<0.002	<0.002	<0.002	<0.002	<0.002	<0.005					
Halogenated Phenols	2,3,4,5-Tetrachlorophenol	mg/L	0.005								<0.005					
	2,3,4,6-Tetrachlorophenol	mg/L	0.0001			<0.0001	<0.0001	<0.0001	<0.0001	<0.0001		<0.0001				
	2,4,5-Trichlorophenol	mg/L	0.0001			<0.0001	<0.0001	<0.0001	<0.0001	<0.0001	<0.005	<0.0001				
	2,4,6-Trichlorophenol	mg/L	0.0001	**0.12**	*54.5*	<0.0001	<0.0001	<0.0001	<0.0001	<0.0001	<0.005	<0.0001				
	2,4-Dichlorophenol	mg/L	0.0001	**0.482**	*16200*	<0.0001	<0.0001	<0.0001	<0.0001	<0.0001	<0.005	<0.0001				
	2,6-Dichlorophenol	mg/L	0.0001			<0.0001	<0.0001	<0.0001	<0.0001	<0.0001	<0.005	<0.0001				
	2-Chlorophenol	mg/L	0.00005			<0.00005	<0.00005	<0.00005	<0.00005	<0.00005	<0.005	<0.0001				
	Hexachlorophenol	mg/L	0.0001			<0.0001	<0.0001	<0.0001	<0.0001	<0.0001						
	Pentachlorophenol	mg/L	0.00005	**0.00302**	*27.1*	<0.00005	<0.00005	<0.00005	<0.00005	<0.00005	<0.005	<0.0001				
	Tetrachlorophenols (Sum of total)	mg/L	0.0001								<0.005					
Heavy Metals	Aluminium	mg/L	0.001	**309**	*309*										0.34	
	Aluminium (Filtered)	mg/L	0.001	**309**	*309*						0.016					0.012
	Arsenic	mg/L	0.0005	**0.00241**	*0.00241*										<0.0005	
	Arsenic (Filtered)	mg/L	0.0002	**0.00241**	*0.00241*	0.002					<0.0005					<0.0005
	Cadmium	mg/L	0.0001	**0.309**	*0.309*										<0.0001	
	Cadmium (Filtered)	mg/L	0.00005	**0.309**	*0.309*	<0.001					<0.0005					<0.0002
	Chromium	mg/L	0.0002	**0.928**	*0.928*										0.0015	
	Chromium (Filtered)	mg/L	0.0002	**0.928**	*0.928*	<0.001					<0.001					0.001
	Cobalt	mg/L	0.001													
	Copper	mg/L	0.0005												<0.0005	
	Copper (Filtered)	mg/L	0.0005			0.001										0.084
	Iron (ferrous)	mg/L	0.05								<0.1					
	Iron	mg/L	0.001	**217**	*217*										0.21	
	Iron (Filtered)	mg/L	0.001	**217**	*217*						0.002					0.023
	Lead	mg/L	0.001												0.002	
	Lead (Filtered)	mg/L	0.0001			<0.001					<0.001					<0.001
	Manganese	mg/L	0.001	**14.2**	*14.2*										0.1	
	Manganese (Filtered)	mg/L	0.001	**14.2**	*14.2*						0.048					0.075
	Mercury	mg/L	0.00006												<0.0001	
	Mercury (Filtered)	mg/L	0.00001			<0.0001					<0.0005					<0.00006
	Nickel	mg/L	0.001	**3.86**	*3.86*										<0.001	
	Nickel (Filtered)	mg/L	0.0002	**3.86**	*3.86*	0.002					<0.001					0.001
	Zinc	mg/L	0.001												0.25	

Table 1: Site Groundwater Analytical results

					Field_ID	MW25	MW25	MW25	MW25	MW25	MW25	Q4064-05	Q4981-04	Q4981-05	Q5662-05	Q5243-01
					Location_Code	MW25	MW25	MW25	MW25	MW25	MW25	MW25	MW25	MW25	MW25	MW25
					Well	Waste Control	Waste Control	Waste Control	Waste Control	Waste Control	Waste Control	Waste Control	Waste Control	Waste Control	Waste Control	Waste Control
					Sampled_Date_Time	12/03/2003	11/12/2003	9/03/2004	10/06/2004	16/09/2004	28/09/2005	30/03/2008	13/10/2008	13/10/2008	2/04/2009	1/06/2010
Chem_Group	**ChemName**	**output unit**	**EQL**	**Risk Based Criteria Site and Lot 2**	***Risk Based Criteria Site and Lot 2 only Inhalation***											
	Zinc (Filtered)	mg/L	0.0005			<0.005					0.11					0.005
Herbicides	Ametryn	mg/L	0.001													
	Atraton	mg/L	0.001													
	Atrazine	mg/L	0.001													
	Bromacil	mg/L	0.001													
	Butachlor	mg/L	0.001													
	Butylate	mg/L	0.001													
	Chlorpropham	mg/L	0.001													
	Cyanazine	mg/L	0.001													
	Cycloate	mg/L	0.001													
	Diallate	mg/L	0.001													
	Dinoseb	mg/L	0.0001								<0.005	<0.0001				
	Diphenamid	mg/L	0.001													
	s-Ethyl dipropylthiocarbamate	mg/L	0.001													
	Fluoridone	mg/L	0.001													
	Hexazinone	mg/L	0.001													
	Metachlor	mg/L	0.001													
	Metolachlor	mg/L	0.001													
	Molinate	mg/L	0.001													
	Napropamide	mg/L	0.001													
	Norflurazon	mg/L	0.001													
	Pebulate	mg/L	0.001													
	Prometon	mg/L	0.001													
	Prometryn	mg/L	0.001													
	Pronamide	mg/L	0.001			<0.002	<0.002	<0.002	<0.002	<0.002						
	Propachlor	mg/L	0.001													
	Propazine	mg/L	0.001													
	Simetryn	mg/L	0.001													
	Tebuthiuron	mg/L	0.001													
	Terbacil	mg/L	0.001													
	Terbutryn	mg/L	0.001													
	Trifluralin	mg/L	0.001													
	Vernolate	mg/L	0.001													
MAH	1,2,4-trimethylbenzene	mg/L	1E-06	**2.11**	*11*	<0.001	<0.005	<0.001	<0.001	0.009	<0.001	0.012	0.007	0.007	0.002	<0.001
	1,3,5-Trimethylbenzene	mg/L	1E-06	**2.76**	*8.65*	0.004	<0.005	<0.001	<0.001	0.003	<0.001	0.004	0.001	0.002	<0.001	<0.001
	Benzene	mg/L	0.001	**0.00274**	*0.00274*	<0.001	***<0.005***	<0.001	***0.003***	0.002	<0.001	***0.051***	***0.024***	***0.026***	***0.027***	0.001
	C3-Alkylbenzene	mg/L	0.00001													
	C4-Alkylbenzene	mg/L	0.00001													
	Ethyltoluenes (Sum of total)	mg/L	5E-06													
	Ethylbenzene	mg/L	1E-06	**9.33**	*3440*	0.039 - 0.043	<0.005	<0.001	<0.001	0.014	<0.001	0.009	0.009	0.009	0.005	<0.001
	Isopropylbenzene	mg/L	1E-06	**4.16**	*534*	<0.001	<0.005	<0.001	<0.001	<0.001	<0.001	<0.001	<0.001	<0.001	<0.001	<0.001
	n-Butylbenzene	mg/L	0.001			<0.001	<0.005	<0.001	<0.001	<0.001	<0.001	<0.001	<0.001	<0.001	<0.001	<0.001
	n-Propylbenzene	mg/L	1E-06	**0.595**	*42.2*	0.001	<0.005	<0.001	<0.001	0.001	<0.001	<0.001	<0.001	<0.001	<0.001	<0.001
	p-Isopropyltoluene	mg/L	1E-06	**4.5**	*529*	<0.001	<0.005	<0.001	<0.001	<0.001	<0.001	<0.001	<0.001	<0.001	<0.001	<0.001
	Propyltoluene	mg/L	0.00001													
	sec-Butylbenzene	mg/L	1E-06			<0.001	<0.005	<0.001	<0.001	<0.001	<0.001	<0.001	<0.001	<0.001	<0.001	<0.001
	Styrene	mg/L	0.0001	**0.9**	*585*	<0.001	<0.005	<0.001	<0.001	<0.001	<0.001	<0.001	<0.001	<0.001	<0.001	<0.001
	tert-Butylbenzene	mg/L	0.00001			<0.001	<0.005	<0.001	<0.001	<0.001	<0.001	<0.001	<0.001	<0.001	<0.001	<0.001
	Tetramethylbenzene	mg/L	0.00001													
	Toluene	mg/L	1E-06	**28.8**	*382*	0.005 - 0.006	0.005	<0.001	0.003	0.052	<0.001	<0.001	<0.001	<0.001	<0.001	<0.001
	Total BTEX (QLD EPA 1999 Draft)	mg/L	0.005			0.1685	0.0195	<0.005	0.0085	0.145	<0.005	0.07455	0.0605	0.0625	0.042	0.003
	MAH (Sum of Total) (Vic EPA 448.3)	mg/L	0.006			0.169	0.022	<0.006	0.009	0.1455	<0.006	0.07505	0.061	0.063	0.0425	
	Xylenes (m & p)	mg/L	1E-06	**89**	*122*	0.047 - 0.051	0.007	<0.001	0.001	0.055	<0.001	0.012	0.025	0.025	0.009	<0.001
	Xylene (o)	mg/L	1E-06	**89**	*122*	0.058 - 0.068	<0.005	<0.001	0.001	0.022	<0.001	0.002	0.002	0.002	<0.001	<0.001
	Xylenes (Sum of m,p & o)	mg/L	2E-06	**89**	*122*	0.119	0.0095	<0.002	0.002	0.077	<0.002	0.014	0.027	0.027	0.0095	<0.002
	Total MAHs	mg/L				0.169	0.022	<0.006	0.009	0.1455	<0.006	0.075	0.061	0.063	0.0425	0.0035
Nitroaromatics	1,4-Dinitrobenzene	mg/L	0.001													
Organochlorine Pesticides	4,4-DDE	mg/L	0.001			<0.002	<0.002	<0.002	<0.002	<0.002						
	a-BHC	mg/L	0.0001			<0.002	<0.002	<0.002	<0.002	<0.002						
	Aldrin	mg/L	0.0001			<0.002	<0.002	<0.002	<0.002	<0.002						
	Aldrin & Dieldrin (Sum of total)	mg/L	0.004			<0.004	<0.004	<0.004	<0.004	<0.004						
	b-BHC	mg/L	0.0001													
	b-BHC & g-BHC (Sum of total)	mg/L	0.004			<0.004	<0.004	<0.004	<0.004	<0.004						
	Chlordane (Sum of total)	mg/L	0.0001													
	cis-Chlordane	mg/L	0.0001													
	trans-Chlordane	mg/L	0.0001													
	d-BHC	mg/L	0.0001			<0.002	<0.002	<0.002	<0.002	<0.002						
	DDD	mg/L	0.0001			<0.002	<0.002	<0.002	<0.002	<0.002						
	DDE	mg/L	0.0001													
	DDT	mg/L	0.0001			<0.004	<0.004	<0.004	<0.004	<0.004						
	DDT+DDE+DDD (Sum of total)	mg/L	0.008			<0.008	<0.008	<0.008	<0.008	<0.008						
	Dieldrin	mg/L	0.0001			<0.002	<0.002	<0.002	<0.002	<0.002						
	Endosulfan	mg/L	0.0001													
	Endosulfan I	mg/L	0.0001			<0.002	<0.002	<0.002	<0.002	<0.002						
	Endosulfan II	mg/L	0.0001			<0.002	<0.002	<0.002	<0.002	<0.002						
	Endosulfan sulphate	mg/L	0.0001			<0.002	<0.002	<0.002	<0.002	<0.002						
	Endrin	mg/L	0.0001			<0.002	<0.002	<0.002	<0.002	<0.002						
	Endrin aldehyde	mg/L	0.0001													
	Endrin ketone	mg/L	0.0001													
	g-BHC	mg/L	0.0001													
	Heptachlor	mg/L	0.0001			<0.002	<0.002	<0.002	<0.002	<0.002						
	Heptachlor & heptachlor edpoxide (Sum of total)	mg/l	0.004			<0.004	<0.004	<0.004	<0.004	<0.004						
	Heptachlor epoxide	mg/L	0.0001			<0.002	<0.002	<0.002	<0.002	<0.002						
	Methoxychlor	mg/L	0.0001													
	Organochlorine Pesticides	mg/l	0.0001			<0.03	<0.03	<0.03	<0.03	<0.03	<0.005					
	Other Organochlorine Pesticides	mg/l	0.0001			<0.02	<0.02	<0.02	<0.02	<0.02	<0.005					
Organophosphorous Pesticides	Azinphos-methyl	mg/L	0.0001													

Golder Associates

November 2011

Table 1: Site Groundwater Analytical results

						Field_ID	MW25	MW25	MW25	MW25	MW25	MW25	Q4064-05	Q4981-04	Q4981-05	Q5662-05	Q5243-01
						Location_Code	MW25	MW25	MW25	MW25	MW25	MW25	MW25	MW25	MW25	MW25	MW25
						Well	Waste Control	Waste Control	Waste Control	Waste Control	Waste Control	Waste Control	Waste Control	Waste Control	Waste Control	Waste Control	Waste Control
						Sampled_Date_Time	12/03/2003	11/12/2003	9/03/2004	10/06/2004	16/09/2004	28/09/2005	30/03/2008	13/10/2008	13/10/2008	2/04/2009	1/06/2010
Chem_Group	**ChemName**	**output unit**	**EQL**	**Risk Based Criteria Site and Lot 2**	***Risk Based Criteria Site and Lot 2 only Inhalation***												
	Bromophos-ethyl	mg/L	0.0001														
	Carbophenothion	mg/L	0.0001														
	Chlorfenvinphos	mg/L	0.001														
	Chlorfenvinphos E	mg/L	0.0001			<0.002	<0.002	<0.002	<0.002	<0.002							
	Chlorfenvinphos Z	mg/L	0.0001			<0.002	<0.002	<0.002	<0.002	<0.002							
	Chlorpyriphos	mg/L	0.00005			<0.002	<0.002	<0.002	<0.002	<0.002							
	Chlorpyriphos-methyl	mg/L	0.0001			<0.002	<0.002	<0.002	<0.002	<0.002							
	Coumaphos	mg/L	0.001														
	Diazinon	mg/L	0.0001			<0.002	<0.002	<0.002	<0.002	<0.002							
	Dichlorvos	mg/L	0.0001			<0.002	<0.002	<0.002	<0.002	<0.002							
	Dimethoate	mg/L	0.0001			<0.002	<0.002	<0.002	<0.002	<0.002							
	Disulfoton	mg/L	0.001														
	Ethion	mg/L	0.0001			<0.002	<0.002	<0.002	<0.002	<0.002							
	Ethoprop	mg/L	0.001														
	Fenamiphos	mg/L	0.0001														
	Fenitrothion	mg/L	0.001														
	Fensulfothion	mg/L	0.001														
	Fenthion	mg/L	0.0001			<0.002	<0.002	<0.002	<0.002	<0.002							
	Malathion	mg/L	0.0001			<0.002	<0.002	<0.002	<0.002	<0.002							
	Methyl Paraoxon	mg/L	0.001														
	Parathion-methyl	mg/L	0.0001														
	Mevinphos	mg/L	0.001														
	Monocrotophos	mg/L	0.0001														
	Naled (Dibrom)	mg/L	0.001														
	Parathion	mg/L	0.0001														
	Phorate	mg/L	0.001														
	Phosmet	mg/L	0.001														
	Pirimphos-ethyl	mg/L	0.0001			<0.002	<0.002	<0.002	<0.002	<0.002							
	Prothiofos	mg/L	0.0001			<0.002	<0.002	<0.002	<0.002	<0.002							
	Stirophos	mg/L	0.001														
	Terbufos	mg/L	0.001														
Other	1-Indanone	mg/L	0.00001														
	4-nitrobiphenyl	mg/L	0.001														
	5,5-diphenylhydantoin	mg/L	0.001														
	alpha-Terpineol	mg/L	0.00001														
	Azobenzene	mg/L	0.002			<0.002	<0.002	<0.002	<0.002	<0.002							
	Benzo(a)pyrene (TEQs)	mg/L				<0.00019	<0.00019	<0.00019	<0.00019	0.00026	<0.0024						
	Benzo(e)pyrene	mg/L	0.0001			<0.0001	<0.0001	<0.0001	<0.0001	<0.0001							
	beta-Terpineol	mg/L	0.01														
	Bisphenol A	mg/L	0.00001														
	Butanol	mg/L	0.00001														
	cis-Dihydro-alpha-Terpineol	mg/L	0.01								<0.01						
	Coronene	mg/L	0.0001			<0.0001	<0.0001	<0.0001	<0.0001	<0.0001							
	Crotoxyphos	mg/L	0.001														
	Dibenzo[a,e]pyrene	mg/L	0.001														
	Dichlone	mg/L	0.001														
	Dichlorobenzidine	mg/L															
	Dimethyl heptanone	mg/L	5E-06								<0.005						
	Dimethyl styrene	mg/L	0.00001														
	Dioxathion	mg/L	0.001														
	EPN	mg/L	0.001														
	Eucalyptol	mg/L	0.00001								<0.01						
	Ferrous Iron	mg/L	0.1													0.1	
	g-Terpineol	mg/L	0.00001														
	Leptophos	mg/L	0.001														
	Mestranol	mg/L	0.001														
	Methyl indan	mg/L	0.00001														
	5-Methyl-2-hexanone	mg/L	0.00001														
	Metribuzin	mg/L	0.001														
	n-Ethylbenzenesulfonamide	mg/L	0.00001														
	o,o,o-Triethylphosphorothioate	mg/L	0.001														
	Perylene	mg/L	0.0001			<0.0001	<0.0001	<0.0001	<0.0001	<0.0001							
	Phosalone	mg/L	0.001														
	Phosphamidon	mg/L	0.001														
	Phthalide	mg/L	0.00001														
	Terpinene-1-ol	mg/L	0.00001														
	Tetrachloronaphthalene	mg/L	0.0001														
	trans-Dihydro-alpha-terpineol	mg/L	0.00001														
	Trichloronaphthalene	mg/L	0.0001														
PAH	1-Chloronaphthalene	mg/L	0.0001														
	1-Methylnaphthalene	mg/L	5E-06														
	2-Chloronaphthalene	mg/L	0.0001								<0.005						
	2-Methylnaphthalene	mg/L	5E-06	**0.133**	*0.133*	<0.0001	<0.0001	<0.0001	0.0002	<0.0001							
	3-Methylcholanthrene	mg/L	0.0001								<0.001						
	7,12-Dimethylbenz(a)anthracene	mg/L	0.0001			<0.0001	<0.0001	<0.0001	<0.0001	<0.0001	<0.001						
	Acenaphthene	mg/L	0.0001			<0.0001	<0.0001	<0.0001	<0.0001	0.0005	<0.001						
	Acenaphthylene	mg/L	0.0001			<0.0001	<0.0001	<0.0001	<0.0001	<0.0001	<0.001						
	Anthracene	mg/L	0.0001			<0.0001	<0.0001	<0.0001	<0.0001	<0.0001	<0.001						
	Benz(a)anthracene	mg/L	0.0001			<0.0001	<0.0001	<0.0001	<0.0001	<0.0001	<0.001						
	Benzo(a)pyrene	mg/L	0.00005	**0.000366**	*0.000366*	<0.00005	<0.00005	<0.00005	<0.00005	<0.00005	*<0.001*						
	Benzo(b)&(k)fluoranthene	mg/L	0.004														
	Benzo(b)fluoranthene	mg/L	0.0001			<0.0001	<0.0001	<0.0001	<0.0001	<0.0001	<0.001						
	Benzo(g,h,i)perylene	mg/L	0.0001			<0.0001	<0.0001	<0.0001	<0.0001	0.0002	<0.001						
	Benzo(k)fluoranthene	mg/L	0.0001			<0.0001	<0.0001	<0.0001	<0.0001	<0.0001	<0.001						
	Chloronaphthalenes (1- & 2-)	mg/L	0.0001														
	Chrysene	mg/L	0.0001			<0.0001	<0.0001	<0.0001	<0.0001	<0.0001	<0.001						
	Dibenz(a,h)anthracene	mg/L	0.0001			<0.0001	<0.0001	<0.0001	<0.0001	0.0002	<0.001						

Table 1: Site Groundwater Analytical results

					Field_ID	MW25	MW25	MW25	MW25	MW25	MW25	Q4064-05	Q4981-04	Q4981-05	Q5662-05	Q5243-01
					Location_Code	MW25	MW25	MW25	MW25	MW25	MW25	MW25	MW25	MW25	MW25	MW25
					Well	Waste Control	Waste Control	Waste Control	Waste Control	Waste Control	Waste Control	Waste Control	Waste Control	Waste Control	Waste Control	Waste Control
					Sampled_Date_Time	12/03/2003	11/12/2003	9/03/2004	10/06/2004	16/09/2004	28/09/2005	30/03/2008	13/10/2008	13/10/2008	2/04/2009	1/06/2010
Chem_Group	**ChemName**	**output unit**	**EQL**	**Risk Based Criteria Site and Lot 2**	***Risk Based Criteria Site and Lot 2 only Inhalation***											
	Fluoranthene	mg/L	0.0001			<0.0001	<0.0001	<0.0001	<0.0001	<0.0001	<0.001					
	Fluorene	mg/L	0.0001			<0.0001	<0.0001	<0.0001	<0.0001	<0.0001	<0.001					
	Indene	mg/L	0.00005													
	Indeno(1,2,3-c,d)pyrene	mg/L	0.0001			<0.0001	<0.0001	<0.0001	<0.0001	0.0002	<0.001					
	Naphthalene	mg/L	1E-06	**1.89**	*23.7*	<0.007 - 0.0002	<0.0001	<0.0001	<0.007 - 0.0013	<0.0001 - 0.013	<0.001	0.003	0.001	0.001	<0.001	<0.001
	Phenanthrene	mg/L	0.0001			<0.0001	<0.0001	<0.0001	<0.0001	<0.0001	<0.001					
	Pyrene	mg/L	0.0001			<0.0001	<0.0001	<0.0001	<0.0001	<0.0001	<0.001					
Pesticides-Others	Aramite	mg/L	0.001													
	Bidrin	mg/L	0.001													
	Carbazole	mg/L	0.002			<0.002	<0.002	<0.002	<0.002	<0.002						
	Chlorobenzilate	mg/L	0.001			<0.002	<0.002	<0.002	<0.002	<0.002						
	Demeton-s-methyl	mg/L	0.0001													
	Famphur	mg/L	0.001													
	Isodrin	mg/L	0.001													
	N-Octyl Bicycloheptene Dicarboximide,mixed isomers	mg/L	0.001													
	Mirex	mg/L	0.001													
	Sulfotepp	mg/L	0.001													
	Thionazin	mg/L	0.001													
Phenolics	2,4-Dimethylphenol	mg/L	5E-06	**4.23**	*72300*	<0.0001	<0.0001	<0.0001	<0.0001	<0.0001	<0.005	<0.0001				
	2,4-Dinitrophenol	mg/L	0.0001								<0.005	<0.0001				
	2,5-Dimethylphenol	mg/L	0.00001									<0.0001				
	2,6-Dimethylphenol	mg/L	0.0001	**0.124**								<0.0001				
	2-Methylphenol	mg/L	5E-06	**11.8**	*232000*	0.0003	<0.0001	<0.0001	<0.0001	<0.0001	<0.005	<0.0001				
	2-Nitrophenol	mg/L	0.0001			<0.001	<0.001	<0.001	<0.001	<0.001	<0.005	<0.0001				
	3- & 4- Methylphenol	mg/L	5E-06								<0.005	<0.0001				
	3-Methylphenol	mg/L	0.0001	**312000**		<0.0001	<0.0001	<0.0001	<0.0001	<0.0001						
	4,6-Dinitro-2-methylphenol	mg/L	0.0001								<0.005	<0.0001				
	4,6-Dinitro-o-cyclohexylphenol	mg/L	0.001													
	4-Chloro-3-methylphenol	mg/L	0.00005			<0.00005	<0.00005	<0.00005	<0.00005	<0.00005	<0.005	<0.0001				
	4-Methylphenol	mg/L	0.0001	**27300**		0.0002	<0.0001	<0.0001	<0.0001	<0.0001						
	4-Nitrophenol	mg/L	0.0001			<0.001	<0.001	<0.001	<0.001	<0.001	<0.005	<0.0001				
	Phenol	mg/L	5E-06	**80.5**	*3.6E6*	0.0003	<0.0001	<0.0001	0.0172	<0.0001	<0.005	<0.0001				
Phthalates	Bis(2-ethylhexyl) phthalate	mg/L	0.0001	**0.0028**	*35700*	**0.021**	**0.071**	<0.02	<0.02	<0.02	<0.001		<0.0001	<0.0001	<0.001	
	Butylbenzyl phthalate	mg/L	0.0001			<0.002	<0.002	0.01	<0.002	<0.002	<0.001		<0.0001	<0.0001	<0.001	
	Diethyl phthalate	mg/L	0.0001			<0.002	<0.002	<0.002	<0.002	<0.002	<0.001		<0.0001	<0.0001	<0.001	
	Dimethyl phthalate	mg/L	0.0001			<0.002	<0.002	<0.002	<0.002	<0.002	<0.001		<0.0001	<0.0001	<0.001	
	Di-n-butyl phthalate	mg/L	0.0001			<0.002	<0.002	<0.002	<0.002	<0.002	<0.001		<0.0001	<0.0001	<0.001	
	Di-n-octyl phthalate	mg/L	0.0001			<0.002	<0.002	<0.002	<0.002	<0.002	<0.001		<0.0001	<0.0001	<0.001	
Polychlorinated Biphenyls	Aroclor 1016	mg/L	0.01													
	Aroclor 1232	mg/L	0.01													
	Aroclor 1242	mg/L	0.01													
	Aroclor 1248	mg/L	0.01													
	Aroclor 1254	mg/L	0.01													
	Aroclor 1260	mg/L	0.01													
	Aroclor 1268	mg/L	0.01													
	Aroclor 1221	mg/L	0.01													
	Aroclor 1262	mg/L	0.01													
Sample Quality Parameters	pH (Lab)	pH_Units	0.01			7.73										
	Total Dissolved Solids @180°C	mg/L	0.1			484					600				470	
	Sodium	mg/L	0.05												130	
	Sodium (Filtered)	mg/L	0.05			125										
	Potassium	mg/L	0.05												6.4	
	Potassium (Filtered)	mg/L	0.05			12										
	Calcium	mg/L	0.05												8.8	
	Calcium (Filtered)	mg/L	0.05			32										
	Magnesium	mg/L	0.05												18	
	Magnesium (Filtered)	mg/L	0.05			5										
	Chloride	mg/L	0.1			200									170	
	Sulphate (as SO4)	mg/L	1												89	
	Sulphate (as SO4) (Filtered)	mg/L	0.1			62					86					
	Sulphur (as S)	mg/L	0.1													
	Bicarbonate Alkalinity	mg/L	1												40	
	Bicarbonate Alkalinity (as CaCO3)	mg/L	0.1			63										
	Carbonate Alkalinity	mg/L	1												<1	
	Carbonate Alkalinity (as CaCO3)	mg/L	1			<1										
	Nitrogen (Total Oxidised)	mg/L	0.1													
	Nitrate (as N)	mg/L	0.01								8.5				2	
	Nitrite (as N)	mg/L	0.01													
	Ammonia (as N)	mg/L	0.01													
	Total Kjeldahl Nitrogen (as N)	mg/L	0.1													
	Fluoride	mg/L	1													
	Hydroxide Alkalinity (as CaCO3)	mg/L	1													
	Phosphorus	mg/L	0.01													
	Total Alkalinity (as CaCO3)	mg/L	0.1												40	
	Total Anions	meq/L	0.01			8.2										
	Total Cations	meq/L	0.01			7.74										
Solvents	Methyl Ethyl Ketone	mg/L	5E-06	**186**	*187000*	<0.01	<0.05	<0.01	<0.01	<0.01	<0.005					
	2-Hexanone	mg/L	0.01			<0.01	<0.05	<0.01	<0.01	<0.01						
	4-Methyl-2-pentanone	mg/L	5E-06	**22.5**	*58000*	<0.01	<0.05	<0.01	<0.01	<0.01	<0.005					
	Acetone	mg/L	0.00002	**284**	*125000*											
	Cyclohexanol	mg/L	0.00001													
	Cyclohexanone	mg/L	0.00001													
	Isophorone	mg/L	5E-06	**2.8**	*15*	<0.002	<0.002	<0.002	<0.002	<0.002						
	4-Methyl-2-pentanol	mg/L	0.00001													
	Vinyl acetate	mg/L	0.01			<0.01	<0.05	<0.01	<0.01	<0.01						
SVOCs	1,4-Naphthoquinone	mg/L	0.001													
	2-(Acetylamino) fluorene	mg/L	0.0001			<0.0001	<0.0001	<0.0001	<0.0001	<0.0001						

Table 1: Site Groundwater Analytical results

					Field_ID	MW25	MW25	MW25	MW25	MW25	MW25	Q4064-05	Q4981-04	Q4981-05	Q5662-05	Q5243-01
					Location_Code	MW25	MW25	MW25	MW25	MW25	MW25	MW25	MW25	MW25	MW25	MW25
					Well	Waste Control	Waste Control	Waste Control	Waste Control	Waste Control	Waste Control	Waste Control	Waste Control	Waste Control	Waste Control	Waste Control
					Sampled_Date_Time	12/03/2003	11/12/2003	9/03/2004	10/06/2004	16/09/2004	28/09/2005	30/03/2008	13/10/2008	13/10/2008	2/04/2009	1/06/2010
Chem_Group	**ChemName**	**output unit**	**EQL**	**Risk Based Criteria Site and Lot 2**	***Risk Based Criteria Site and Lot 2 only Inhalation***											
	2-Methylcholanthrene	mg/L	0.0001			<0.0001	<0.0001	<0.0001	<0.0001	<0.0001						
	2-Picoline	mg/L	0.001			<0.002	<0.002	<0.002	<0.002	<0.002						
	3,3-Dichlorobenzidine	mg/L	0.001			<0.002	<0.002	<0.002	<0.002	<0.002						
	3,3-Dimethylbenzidine	mg/L	0.001													
	4-(Dimethylamino) azobenzene	mg/L	0.001			<0.002	<0.002	<0.002	<0.002	<0.002						
	4-Aminobiphenyl	mg/L	0.001			<0.002	<0.002	<0.002	<0.002	<0.002						
	4-Bromophenyl phenyl ether	mg/L	0.001			<0.002	<0.002	<0.002	<0.002	<0.002						
	4-Chlorophenyl phenyl ether	mg/L	0.001			<0.002	<0.002	<0.002	<0.002	<0.002						
	4-Nitroquinoline-n-oxide	mg/L	0.002			<0.002	<0.002	<0.002	<0.002	<0.002						
	Acetophenone	mg/L	5E-06	**26.4**		0.003	<0.002	<0.002	<0.002	<0.002						
	Benzidine	mg/L	0.001													
	Benzyl alcohol	mg/L	5E-06													
	Bis(2-chloroethoxy) methane	mg/L	0.001			<0.002	<0.002	<0.002	<0.002	<0.002						
	Bis(2-chloroethyl) ether	mg/L	0.001			<0.002	<0.002	<0.002	<0.002	<0.002						
	Bis(2-chloroisopropyl) ether	mg/L	0.001													
	Dibenzofuran	mg/L	0.001			<0.002	<0.002	<0.002	<0.002	<0.002						
	Ethylmethanesulfonate	mg/L	0.001													
	Hexachlorocyclopentadiene	mg/L	0.0001			<0.01	<0.01	<0.01	<0.01	<0.01	<0.005					
	Hexachlorophene	mg/L	0.0001								<0.005	<0.0001				
	Hexachloropropene	mg/L	0.0001			<0.002	<0.002	<0.002	<0.002	<0.002	<0.005					
	Isosafrole	mg/L	0.001													
	Kepone	mg/L	0.001													
	Methapyrilene	mg/L	0.001			<0.002	<0.002	<0.002	<0.002	<0.002						
	Methyl methanesulfonate	mg/L	0.005													
	n-Nitrosomorpholine	mg/L	0.002			<0.002	<0.002	<0.002	<0.002	<0.002						
	n-Nitrosopiperidine	mg/L	0.002			<0.002	<0.002	<0.002	<0.002	<0.002						
	n-Nitrosopyrrolidine	mg/L	0.004			<0.004	<0.004	<0.004	<0.004	<0.004						
	Pentachloronitrobenzene	mg/L	0.001			<0.002	<0.002	<0.002	<0.002	<0.002						
	Phenacetin	mg/L	0.001			<0.002	<0.002	<0.002	<0.002	<0.002						
	Safrole	mg/L	0.001													
Total Petroleum Hydrocarbons	Total C6-C36	mg/L	0.05									1.1	<0.05	0.07	0.46	<0.05
	TPH C 6 - C 9 Fraction	mg/L	0.00001	**1920**		0.171	<0.02	<0.02	<0.02	0.163	0.07	0.82	0.01	0.04	0.19	<0.01
	TPH C10 - C14 Fraction	mg/L	0.00001	**0.655**	*325*	0.081	<0.05	<0.05	0.056	<0.05	0.02	0.24	0.01	0.04	0.13	<0.01
	TPH C15 - C28 Fraction	mg/L	0.0001	**9.82**	*486*	0.18	0.273	<0.1	<0.1	<0.1	<0.05	<0.05	<0.05	<0.05	0.14	<0.05
	TPH C29-C36 Fraction	mg/L	0.0001	**13.1**	*46200*	0.165	0.108	<0.05	<0.05	<0.05	<0.05	<0.05	<0.05	<0.05	<0.05	<0.05
	TPH+C10 - C36 (Sum of total)	mg/L	0.2			0.426	0.406	<0.2	0.131	<0.2	0.07	0.29	0.06	0.09	0.295	<0.11
	TPH+C10 - C40 (Sum of total)	mg/L	0.00005								0.09					
Volatile Organic Compounds	1,1,1,2-Tetrachloroethane	mg/L	0.001			<0.001	<0.005	<0.001	<0.001	<0.001	<0.001	<0.001	<0.001	<0.001	<0.001	<0.001
	1,1,1-Trichloroethane	mg/L	1E-06			<0.001	<0.005	<0.001	<0.001	<0.001	<0.001	<0.001	<0.001	<0.001	<0.001	<0.001
	1,1,2,2-Tetrabromoethane	mg/L	0.0001								<0.0001				<0.0001	<0.0001
	1,1,2,2-Tetrabromoethene	mg/L	0.0001								<0.0001					
	1,1,2,2-Tetrachloroethane	mg/L	0.001			<0.001	<0.005	<0.001	<0.001	<0.001	<0.001	<0.001	<0.001	<0.001	<0.001	<0.001
	1,1,2-Tribromoethane	mg/L	0.0001								<0.0001				<0.0001	<0.0001
	1,1,2-Trichloroethane	mg/L	0.001	**0.00267**	*0.00267*	<0.001	*<0.005*	<0.001	<0.001	<0.001	<0.001	<0.001	<0.001	<0.001	<0.001	<0.001
	1,1-Dichloroethane	mg/L	1E-06			<0.001	<0.005	<0.001	<0.001	<0.001	<0.001	<0.001	<0.001	<0.001	<0.001	<0.001
	1,1-Dichloroethene	mg/L	1E-06	**3.51**	*172*	<0.001	<0.005	<0.001	<0.001	<0.001	<0.001	<0.001	<0.001	<0.001	<0.001	<0.001
	1,1-Dichloropropene	mg/L	0.001			<0.001	<0.005	<0.001	<0.001	<0.001	<0.001	<0.001	<0.001	<0.001	<0.001	<0.001
	1,2,3-Trichloropropane	mg/L	0.001			<0.001	<0.005	<0.001	<0.001	<0.001	<0.001	<0.001	<0.001	<0.001	<0.001	<0.001
	1,2-Dibromo-3-chloropropane	mg/L	0.0001			<0.005	<0.005	<0.005	<0.005	<0.005	<0.0001	<0.001	<0.001	<0.001	<0.0001	<0.0001
	1,2-Dibromoethane	mg/L	0.0001			<0.001	<0.005	<0.001	<0.001	<0.001	<0.0001	<0.001	<0.001	<0.001	<0.0001	<0.0001
	cis- & trans-1,2-Dibromoethene	mg/L	0.0001	**1.46**	*54.2*						<0.0001				<0.0001	<0.0001
	1,2-Dichloroethane	mg/L	1E-06	**0.00126**	*0.00126*	<0.001	*<0.005*	<0.001	<0.001	<0.001	<0.001	0.001	<0.001	<0.001	<0.001	<0.001
	1,2-Dichloropropane	mg/L	0.001			<0.001	<0.005	<0.001	<0.001	<0.001	<0.001	<0.001	<0.001	<0.001	<0.001	<0.001
	1,3-Dichloropropane	mg/L	0.001			<0.001	<0.005	<0.001	<0.001	<0.001	<0.001	<0.001	<0.001	<0.001	<0.001	<0.001
	2,2-Dichloropropane	mg/L	0.001			<0.001	<0.005	<0.001	<0.001	<0.001	<0.001	<0.001	<0.001	<0.001	<0.001	<0.001
	Bromochloromethane	mg/L	0.0001								<0.0001	<0.001	<0.001	<0.001	<0.0001	<0.0001
	Bromodichloromethane	mg/L	0.0001	**0.25**	*0.25*	<0.001	<0.005	<0.001	<0.001	<0.001	<0.0001	<0.001	<0.001	<0.001	<0.0001	<0.0001
	Bromoethane	mg/L	0.0001								<0.0001				<0.0001	<0.0001
	Bromoethyne	mg/L	0.0001								<0.0001				<0.0001	<0.0001
	Bromoform	mg/L	0.0001	**0.25**	*0.25*	<0.001	<0.005	<0.001	<0.001	<0.001	<0.0001	<0.001	<0.001	<0.001	<0.0001	<0.0001
	Bromomethane	mg/L	0.001			<0.01	<0.05	<0.01	<0.01	<0.01	<0.001	<0.001	<0.001	<0.001	<0.001	<0.001
	Carbon disulfide	mg/L	0.0001			<0.005	<0.005	<0.005	<0.005	<0.005						
	Carbon tetrachloride	mg/L	0.0007	**0.00075**	*0.00075*	*<0.001*	*<0.005*	*<0.001*	*<0.001*	*<0.001*	*<0.001*	*<0.001*	*<0.001*	*<0.001*	*<0.001*	<0.0007
	Chlorinated Hydrocarbons	mg/l	0.002			0.015	<0.12	<0.0275	0.01505	0.01485	<0.131	0.013	<0.025	<0.025	<0.025	<0.0247
	Chlorodibromomethane	mg/L	0.0001	**0.25**	*0.25*	<0.001	<0.005	<0.001	<0.001	<0.001	<0.0001	<0.001	<0.001	<0.001	<0.0001	<0.0001
	Chloroethane	mg/L	1E-06	**0.0118**	*0.0118*	<0.01	*<0.05*	<0.01	<0.01	<0.01	<0.001	<0.001	<0.001	<0.001	<0.001	<0.001
	Chloroform	mg/L	1E-06	**0.25**	*0.25*	0.001	<0.005	<0.001	<0.001	<0.001	<0.001	<0.001	<0.001	<0.001	<0.001	<0.001
	Chloromethane	mg/L	1E-06			<0.01	<0.05	<0.01	<0.01	<0.01	<0.001	<0.001	<0.001	<0.001	<0.001	<0.001
	cis-1,2-Dibromoethene	mg/L	0.0001								<0.0001				<0.0001	<0.0001
	cis-1,2-Dichloroethene	mg/L	1E-06	**3.17**	*47.6*	0.002	<0.005	<0.001	0.007	0.006	<0.001	<0.001	<0.001	<0.001	<0.001	<0.001
	cis-1,3-Dichloropropene	mg/L	0.001			<0.002	<0.01	<0.002	<0.002	<0.002	<0.001	<0.001	<0.001	<0.001	<0.001	<0.001
	cis-1,4-Dichloro-2-butene	mg/L	0.001			<0.001	<0.005	<0.001	<0.001	<0.001						
	Dibenz(a,j)acridine	mg/L	0.001													
	Dibromomethane	mg/L	0.0001			<0.001	<0.005	<0.001	<0.001	<0.001	<0.0001	<0.001	<0.001	<0.001	<0.0001	<0.0001
	Dichlorodifluoromethane	mg/L	0.001			<0.01	<0.05	<0.01	<0.01	<0.01	<0.001	<0.001	<0.001	<0.001	<0.001	<0.001
	Dichloromethane	mg/L	0.01	**0.0397**	*0.0397*						*<0.1*	<0.01	<0.01	<0.01	<0.01	<0.01
	Hexachlorobutadiene	mg/L	0.0001			<0.001	<0.002	<0.001	<0.001	<0.001	<0.001	<0.001	<0.001	<0.001	<0.001	<0.001
	Hexachloroethane	mg/L	0.0001			<0.002	<0.002	<0.002	<0.002	<0.002	<0.005					
	Iodomethane	mg/L	0.001			<0.001	<0.005	<0.001	<0.001	<0.001						
	Other Chlorinated Hydrocarbons	mg/l	0.002			0.009	<0.065	<0.0155	0.00905	0.00885	<0.125	0.012	<0.023	<0.023	<0.023	<0.0227
	Pentachloroethane	mg/L	0.0001			<0.005	<0.005	<0.005	<0.005	<0.005	<0.005					
	Pyridine	mg/L	0.001													
	Trichloroethene	mg/L	1E-06	**0.0351**	*0.0351*	<0.001	<0.005	<0.001	<0.001	<0.001	<0.001	<0.001	<0.001	<0.001	<0.001	<0.001
	Tetrabromoethane	mg/L	0.0001								<0.0001				<0.0001	<0.0001
	Tetrabromoethene	mg/L	0.0001								<0.0001				<0.0001	<0.0001
	Tetrachloroethene	mg/L	1E-06	**1.75**	*321*	0.005	<0.005	<0.001	<0.001	0.002	<0.001	<0.001	<0.001	<0.001	<0.001	<0.001
	Trihalomethanes	mg/L				0.0005 - 0.0025	<0.005	<0.001	<0.001	<0.001	<0.001	<0.001	<0.004	<0.004	<0.0013	<0.0013

Table 1: Site Groundwater Analytical results

					Field_ID	MW25	MW25	MW25	MW25	MW25	MW25	Q4064-05	Q4981-04	Q4981-05	Q5662-05	Q5243-01
					Location_Code	MW25	MW25	MW25	MW25	MW25	MW25	MW25	MW25	MW25	MW25	MW25
					Well	Waste Control	Waste Control	Waste Control	Waste Control	Waste Control	Waste Control	Waste Control	Waste Control	Waste Control	Waste Control	Waste Control
					Sampled_Date_Time	12/03/2003	11/12/2003	9/03/2004	10/06/2004	16/09/2004	28/09/2005	30/03/2008	13/10/2008	13/10/2008	2/04/2009	1/06/2010
Chem_Group	**ChemName**	**output unit**	**EQL**	**Risk Based Criteria Site and Lot 2**	***Risk Based Criteria Site and Lot 2 only Inhalation***											
	trans-1,2-Dibromoethene	mg/L	0.0001								<0.0001				<0.0001	<0.0001
	trans-1,2-dichloroethene	mg/L	1E-06			<0.001	<0.005	<0.001	<0.001	<0.001	<0.001	<0.001	<0.001	<0.001	<0.001	<0.001
	trans-1,3-dichloropropene	mg/L	0.001			<0.002	<0.01	<0.002	<0.002	<0.002	<0.001	<0.001	<0.001	<0.001	<0.001	<0.001
	trans-1,4-Dichloro-2-butene	mg/L	0.001			<0.001	<0.005	<0.001	<0.001	<0.001						
	Tribromoethane	mg/L	0.0001								<0.0001					
	1,1,2-Tribromoethene	mg/L	0.0001								<0.0001				<0.0001	<0.0001
	Trichlorofluoromethane	mg/L	1E-06			<0.01	<0.05	<0.01	<0.01	<0.01	<0.001	<0.001	<0.001	<0.001	<0.001	<0.001
	Vinyl bromide (bromoethene)	mg/L	0.0001	**0.00113**	*0.00113*						<0.0001		<0.001	<0.001	<0.0001	<0.0001
	Vinyl chloride	mg/L	1E-06	**0.0737**	*0.0737*	<0.01	<0.05	<0.01	<0.01	<0.01	<0.001	<0.001	<0.001	<0.001	<0.001	<0.001

* A range of results indicates that the laboratory reported different concentrations for the same analyte due to different laboratory methods used for analysis

** For some analytical results, the EQL had to be raised due to interference with other analytes

Table 2: Lot 2 Groundwater Analytical Results

					Field_ID	MW42	MW42	MW42	MW42	Q4061-01	Q5660-02	Q5660-03	Q5661 - 01	Q5241-01	Q5241-02	Q5242-01
					Location_Code	MW42	MW42	MW42	MW42	MW42	MW42	MW42	MW42	MW42	MW42	MW42
					Monitoring_Zone	Lot 2	Lot 2	Lot 2	Lot 2	Lot 2	Lot 2	Lot 2	Lot 2	Lot 2	Lot 2	Lot 2
					Sampled_Date_Time	7/03/2003	10/03/2003	28/09/2005	15/10/2006	25/03/2008	1/04/2009	1/04/2009	1/04/2009	31/05/2010	31/05/2010	31/05/2010
Chem_Group	**ChemName**	**output unit**	**EQL**	**Risk Based Criteria Site and Lot 2**	**Risk Based Criteria Site and Lot 2 only Inhalation**											
Sample Quality Parameters	pH (Lab)	pH_Units	0.01			6.83										
	Total Dissolved Solids @180°C	mg/L	1			614		1000	920		800	820	888			
	Sodium	mg/L	0.05								240	240	217			
	Sodium (Filtered)	mg/L	0.05			99			210							
	Potassium	mg/L	0.05								12	12	18			
	Potassium (Filtered)	mg/L	0.05			7			18							
	Calcium	mg/L	0.05								27	26	26			
	Calcium (Filtered)	mg/L	0.05			30			37							
	Magnesium	mg/L	0.05								32	32	31			
	Magnesium (Filtered)	mg/L	0.05			26			43							
	Chloride	mg/L	1			240			280		180	180	170			
	Sulphate (as SO4)	mg/L	1								330	330	310			
	Sulphate (as SO4) (Filtered)	mg/L	1			46		350	290							
	Sulphur (as S)	mg/L	1										103			
	Bicarbonate Alkalinity	mg/L	1								120	120				
	Bicarbonate Alkalinity (as CaCO3)	mg/L	1			77			100				116			
	Carbonate Alkalinity	mg/L	1								<1	<1				
	Carbonate Alkalinity (as CaCO3)	mg/L	1			<1			<1				<1			
	Nitrogen (Total Oxidised)	mg/L	0.01										0.16			
	Nitrate (as N)	mg/L	0.01					1.4	4		<1	<1	0.16			
	Nitrate as NO3(2-)	mg/L	1													
	Nitrite (as N)	mg/L	0.01						<1				<0.01			
	Ammonia	mg/L	0.01													
	Ammonia (as N)	mg/L	0.01						0.03							
	Total Kjeldahl Nitrogen (as N)	mg/L	0.1						1.4							
	Fluoride	mg/L	1						<1							
	Total Organic Carbon	mg/L	1													
	Hydroxide Alkalinity (as CaCO3)	mg/L	1										<1			
	Ionic Balance	%	0.01										0.76			
	Phosphorus	mg/L	0.01						0.03							
	Total Alkalinity (as CaCO3)	mg/L	1			77			100		120	120	116			
	Total Anions	meq/L	0.01			9.27							13.6			
	Total Cations	meq/L	0.01			8.13							13.8			
Heavy Metals	Aluminium	mg/L	0.001	**309**	309						0.17	0.15	0.26			
	Aluminium (Filtered)	mg/L	0.001	**309**	309			0.018	<0.001							
	Arsenic	mg/L	0.0002	**0.00241**	0.00241						<0.0005	<0.0005	<0.001			
	Arsenic (Filtered)	mg/L	0.0002	**0.00241**	0.00241	<0.001		0.001	0.0015							
	Cadmium	mg/L	0.00005	**0.309**	0.309						0.0017	0.0017	0.0016			
	Cadmium (Filtered)	mg/L	0.00005	**0.309**	0.309	0.003		0.001	0.0077							
	Chromium	mg/L	0.0002	**0.928**	0.928						<0.0002	0.0007	0.004			
	Chromium (Filtered)	mg/L	0.0002	**0.928**	0.928	<0.001		<0.001	0.011							
	Copper	mg/L	0.0005								<0.0005	<0.0005	0.007			
	Copper (Filtered)	mg/L	0.0005			0.009			0.0013							
	Iron (ferrous)	mg/L	0.05					0.4	0.2							
	Iron	mg/L	0.001	**217**	217						0.31	0.29	0.53			
	Iron (Filtered)	mg/L	0.001	**217**	217			0.43	0.23							
	Lead	mg/L	0.0001								0.001	0.001	<0.001			
	Lead (Filtered)	mg/L	0.0001			<0.001		<0.001	0.0001							
	Manganese	mg/L	0.001	**14.2**	14.2						0.028	0.029	0.029			
	Manganese (Filtered)	mg/L	0.001	**14.2**	14.2			0.07	0.12							
	Mercury	mg/L	0.00001								<0.0001	<0.0001	<0.0001			
	Mercury (Filtered)	mg/L	0.00001			<0.0001		<0.0005	<0.00001							
	Nickel	mg/L	0.0002	**3.86**	3.86						<0.001	<0.001	0.008			
	Nickel (Filtered)	mg/L	0.0002	**3.86**	3.86	0.007		0.011	0.077							
	Zinc	mg/L	0.0005								0.37	0.38	0.35			
	Zinc (Filtered)	mg/L	0.0005			0.042		0.06	0.031							
Amino Aliphatics	Cyclohexylamine	mg/L	0.2					<0.2								
	Dibutylamine	mg/L	0.2					<0.2								
	Diethylamine	mg/L	0.2					<0.2								
	Dimethylamine	mg/L	0.2	**0.0018**	0.361			<0.2								
	Dipropylamine	mg/L	0.2					<0.2								
	Monoisopropylamine	mg/L	0.2					<0.2								
	n-Butylamine	mg/L	0.2					<0.2								
	n-Heptylamine	mg/L	0.2					<0.2								
	n-Hexylamine	mg/L	0.2					<0.2								
	n-Nitrosodiethylamine	mg/L	0.002			<0.002										
	n-Nitrosodi-n-butylamine	mg/L	0.002			<0.002										
	n-Nitrosodi-n-propylamine	mg/L	0.002			<0.002										
	n-Nitrosomethylethylamine	mg/L	0.002			<0.002										
	n-Propylamine	mg/L	0.2					<0.2								
Amino Aromatics	1-Naphthylamine	mg/L	0.002			<0.002										
	n-Nitrosodiphenylamine & Diphenylamine	mg/L	0.004			<0.004										
Anilines	2-Nitroaniline	mg/L	0.004			<0.004										
	3-Nitroaniline	mg/L	0.004			<0.004										
	4-Chloroaniline	mg/L	0.002			<0.002										
	4-Nitroaniline	mg/L	0.002			<0.002										
	2-methyl-5-nitroaniline	mg/L	0.002			<0.002										
	Aniline	mg/L	0.002			<0.002										

Golder Associates

November 2011

Table 2: Lot 2 Groundwater Analytical Results

Chem_Group	ChemName	output unit	EQL	Risk Based Criteria Site and Lot 2	Risk Based Criteria Site and Lot 2 only Inhalation											
	Field_ID					MW42	MW42	MW42	MW42	Q4061-01	Q5660-02	Q5660-03	Q5661 - 01	Q5241-01	Q5241-02	Q5242-01
	Location_Code					MW42	MW42	MW42	MW42	MW42	MW42	MW42	MW42	MW42	MW42	MW42
	Monitoring_Zone					Lot 2	Lot 2	Lot 2	Lot 2	Lot 2	Lot 2	Lot 2	Lot 2	Lot 2	Lot 2	Lot 2
	Sampled_Date_Time					7/03/2003	10/03/2003	28/09/2005	15/10/2006	25/03/2008	1/04/2009	1/04/2009	1/04/2009	31/05/2010	31/05/2010	31/05/2010
Explosives	1,3,5-Trinitrobenzene	mg/L	0.002			<0.002										
	2,4-Dinitrotoluene	mg/L	0.004			<0.004										
	2,6-Dinitrotoluene	mg/L	0.004			<0.004										
	Nitrobenzene	mg/L	0.002			<0.002										
Glycols	Dipropylene glycol, methyl ether	mg/L	0.01					<0.01								
Halogenated Benzenes	1,2,3-Trichlorobenzene	mg/L	0.0005			<0.0005	<0.0005	<0.001	<0.001	<0.001	<0.001	<0.001	<0.005	<0.001	<0.001	<0.005
	1,2,4,5-Tetrachlorobenzene	mg/L	0.0001					<0.005	<0.0001							
	1,2,4-Trichlorobenzene	mg/L	0.0001	**0.76**	21.5	<0.0005	<0.0005	<0.001	<0.0001	<0.001	<0.001	<0.001	<0.005	<0.001	<0.001	<0.005
	1,2-Dichlorobenzene	mg/L	0.0001	**39.6**	60.5	<0.0005	<0.0005	<0.001	0.0027 - 0.003	0.002	0.001	0.001	<0.005	<0.001	<0.001	<0.005
	1,3,5-Trichlorobenzene	mg/L	0.0001					<0.005	<0.0001							
	1,3-Dichlorobenzene	mg/L	0.0001	**16.8**	16.8	<0.0005	<0.0005	<0.001	<0.001 - 0.0001	<0.001	<0.001	<0.001	<0.005	<0.001	<0.001	<0.005
	1,4-Dichlorobenzene	mg/L	0.0001	**0.00373**	0.00373	<0.0005	<0.0005	<0.001	<0.001 - 0.0004	<0.001	<0.001	<0.001	<0.005	<0.001	<0.001	<0.005
	2-Chlorotoluene	mg/L	0.0005			<0.0005	<0.0005	<0.001	<0.001	<0.001	<0.001	<0.001	<0.005	<0.001	<0.001	<0.005
	4-Chlorotoluene	mg/L	0.0005			<0.0005	<0.0005	<0.001	<0.001	<0.001	<0.001	<0.001	<0.005	<0.001	<0.001	<0.005
	Bromobenzene	mg/L	0.0001			<0.0005	<0.0005	<0.0001	<0.0001	<0.001	<0.0001	<0.0001	<0.005	<0.0001	<0.0001	<0.005
	Chlorobenzene	mg/L	0.000001	**2.74**	80.3	<0.0005	<0.0005	0.001	0.001	<0.001	<0.001	<0.001	<0.005	<0.001	<0.001	<0.005
	Hexachlorobenzene	mg/L	0.0001			<0.004		<0.005	<0.0001							
	Pentachlorobenzene	mg/L	0.0001			<0.002		<0.005	<0.0001							
Halogenated Phenols	2,3,4,5-Tetrachlorophenol	mg/L	0.005					<0.005								
	2,3,4,6-Tetrachlorophenol	mg/L	0.0001			<0.0001			<0.0001	<0.0001						
	2,4,5-Trichlorophenol	mg/L	0.0001			<0.0001		<0.005	<0.0001	<0.0001						
	2,4,6-Trichlorophenol	mg/L	0.0001	**0.12**	54.5	<0.0001		<0.005	<0.0001	<0.0001						
	2,4-Dichlorophenol	mg/L	0.0001	**0.482**	16200	<0.0001		<0.005	<0.0001	<0.0001						
	2,6-Dichlorophenol	mg/L	0.0001			<0.0001		<0.005	<0.0001	<0.0001						
	2-Chlorophenol	mg/L	0.00005			<0.00005		<0.005	<0.0001	<0.0001						
	Hexachlorophenol	mg/L	0.0001			<0.0001										
	Pentachlorophenol	mg/L	0.00005	**0.00302**	27.1	<0.00005		<0.005	<0.0001	<0.0001						
	Tetrachlorophenols (Sum of total)	mg/L	0.005					<0.005								
Herbicides	Dinoseb	mg/L	0.0001					<0.005	<0.0001	<0.0001						
	Pronamide	mg/L	0.002			<0.002										
MAH	1,2,4-trimethylbenzene	mg/L	0.001	**2.11**	11	<0.001	<0.001	<0.001	<0.001	<0.001	<0.001	<0.001	<0.005	<0.001	<0.001	<0.005
	1,3,5-Trimethylbenzene	mg/L	0.001	**2.76**	8.65	<0.001	<0.001	<0.001	<0.001	<0.001	<0.001	<0.001	<0.005	<0.001	<0.001	<0.005
	Benzene	mg/L	0.001	**0.00274**	0.00274	<0.001	<0.001	<0.001	<0.001	<0.001	<0.001	<0.001	<0.005	<0.001	<0.001	<0.001
	Ethylbenzene	mg/L	0.001	**9.33**	3440	<0.001	<0.001	<0.001	<0.001	<0.001	<0.001	<0.001	<0.005	<0.001	<0.001	<0.002
	Isopropylbenzene	mg/L	0.001	**4.16**	534	<0.001	<0.001	<0.001	<0.001	<0.001	<0.001	<0.001	<0.005	<0.001	<0.001	<0.005
	n-Butylbenzene	mg/L	0.001			<0.001	<0.001	<0.001	<0.001	<0.001	<0.001	<0.001	<0.005	<0.001	<0.001	<0.005
	n-Propylbenzene	mg/L	0.001	**0.595**	42.2	<0.001	<0.001	<0.001	<0.001	<0.001	<0.001	<0.001	<0.005	<0.001	<0.001	<0.005
	p-Isopropyltoluene	mg/L	0.001	**4.5**	529	<0.001	<0.001	<0.001	<0.001	<0.001	<0.001	<0.001	<0.005	<0.001	<0.001	<0.005
	sec-Butylbenzene	mg/L	0.001			<0.001	<0.001	<0.001	<0.001	<0.001	<0.001	<0.001	<0.005	<0.001	<0.001	<0.005
	Styrene	mg/L	0.001	**0.9**	585	<0.001	<0.001	<0.001	<0.001	<0.001	<0.001	<0.001	<0.005	<0.001	<0.001	<0.005
	tert-Butylbenzene	mg/L	0.001			<0.001	<0.001	<0.001	<0.001	<0.001	<0.001	<0.001	<0.005	<0.001	<0.001	<0.005
	Toluene	mg/L	0.001	**28.8**	382	<0.001	<0.001	<0.001	<0.001	<0.001	<0.001	<0.001	<0.005	<0.001	<0.001	<0.002
	Total BTEX (QLD EPA 1999 Draft)	mg/L	0.005			<0.009	<0.005	<0.005	<0.005	<0.005	<0.005	<0.005	<0.025	<0.005	<0.005	<0.009
	MAH (Sum of Total) (Vic EPA 448.3)	mg/L	0.006			<0.01	<0.006	<0.006	<0.006	<0.006	<0.006	<0.006	<0.03			
	Xylenes (m & p)	mg/L	0.001	**89**	122	<0.001	<0.001	<0.001	<0.001	<0.001	<0.001	<0.001	<0.005	<0.001	<0.001	<0.002
	Xylene (o)	mg/L	0.001	**89**	122	<0.001	<0.001	<0.001	<0.001	<0.001	<0.001	<0.001	<0.005	<0.001	<0.001	<0.002
	Xylenes (Sum of m,p & o)	mg/L	0.002	**89**	122	<0.002	<0.002	<0.002	<0.002	<0.002	<0.002	<0.002	<0.01	<0.002	<0.002	<0.004
	Total MAHs	mg/L				<0.006	<0.006	<0.006	<0.006	<0.006	<0.006	<0.006	<0.03	<0.006	<0.006	<0.014

Table 2: Lot 2 Groundwater Analytical Results

Field_ID						MW42	MW42	MW42	MW42	Q4061-01	Q5660-02	Q5660-03	Q5661 - 01	Q5241-01	Q5241-02	Q5242-01
Location_Code						MW42	MW42	MW42	MW42	MW42	MW42	MW42	MW42	MW42	MW42	MW42
Monitoring_Zone						Lot 2	Lot 2	Lot 2	Lot 2	Lot 2	Lot 2	Lot 2	Lot 2	Lot 2	Lot 2	Lot 2
Sampled_Date_Time						7/03/2003	10/03/2003	28/09/2005	15/10/2006	25/03/2008	1/04/2009	1/04/2009	1/04/2009	31/05/2010	31/05/2010	31/05/2010
Chem_Group	**ChemName**	**output unit**	**EQL**	**Risk Based Criteria Site and Lot 2**	**Risk Based Criteria Site and Lot 2 only Inhalation**											
Organochlorine Pesticides	4,4-DDE	mg/L	0.002			<0.002										
	a-BHC	mg/L	0.002			<0.002										
	Aldrin	mg/L	0.002			<0.002										
	Aldrin & Dieldrin (Sum of total)	mg/L	0.004			<0.004										
	b-BHC & g-BHC (Sum of total)	mg/L	0.004			<0.004										
	d-BHC	mg/L	0.002			<0.002										
	DDD	mg/L	0.002			<0.002										
	DDT	mg/L	0.004			<0.004										
	DDT+DDE+DDD (Sum of total)	mg/L	0.008			<0.008										
	Dieldrin	mg/L	0.002			<0.002										
	Endosulfan I	mg/L	0.002			<0.002										
	Endosulfan II	mg/L	0.002			<0.002										
	Endosulfan sulphate	mg/L	0.002			<0.002										
	Endrin	mg/L	0.002			<0.002										
	Heptachlor	mg/L	0.002			<0.002										
	Heptachlor & heptachlor edpoxide (Sum of total)	mg/l	0.004			<0.004										
	Heptachlor epoxide	mg/L	0.002			<0.002										
	Organochlorine Pesticides	mg/l	0.0001			<0.03		<0.005	<0.0001							
	Other Organochlorine Pesticides	mg/l	0.0001			<0.02		<0.005	<0.0001							
Organophosphorous Pesticides	Chlorfenvinphos E	mg/L	0.002			<0.002										
	Chlorfenvinphos Z	mg/L	0.002			<0.002										
	Chlorpyriphos	mg/L	0.002			<0.002										
	Chlorpyriphos-methyl	mg/L	0.002			<0.002										
	Diazinon	mg/L	0.002			<0.002										
	Dichlorvos	mg/L	0.002			<0.002										
	Dimethoate	mg/L	0.002			<0.002										
	Ethion	mg/L	0.002			<0.002										
	Fenthion	mg/L	0.002			<0.002										
	Malathion	mg/L	0.002			<0.002										
	Pirimphos-ethyl	mg/L	0.002			<0.002										
	Prothiofos	mg/L	0.002			<0.002										
Other	Azobenzene	mg/L	0.002			<0.002										
	Benzo(a)pyrene (TEQs)	mg/L				<0.00019		<0.0024	<0.00024							
	Benzo(e)pyrene	mg/L	0.0001			<0.0001										
	Butane	mg/L	0.02													
	Butene	mg/L	0.02													
	cis-Dihydro-alpha-Terpineol	mg/L	0.01					<0.01								
	Coronene	mg/L	0.0001			<0.0001										
	Dimethyl heptanone	mg/L	0.005					<0.005								
	Ethane	mg/L	0.01													
	Ethene	mg/L	0.01													
	Eucalyptol	mg/L	0.01					<0.01								
	Ferrous Iron	mg/L	0.05								0.1	0.1	0.11			
	Methane	mg/L	0.01													
	Perylene	mg/L	0.0001			<0.0001										
	Propane	mg/L	0.01													
	Propene	mg/L	0.01													
PAH	1-Methylnaphthalene	mg/L	0.0001						<0.0001							
	2-Chloronaphthalene	mg/L	0.0001					<0.005	<0.0001							
	2-Methylnaphthalene	mg/L	0.0001	**0.133**	0.133	<0.0001			<0.0001							
	3-Methylcholanthrene	mg/L	0.0001					<0.001	<0.0001							
	7,12-Dimethylbenz(a)anthracene	mg/L	0.0001			<0.0001		<0.001	<0.0001							
	Acenaphthene	mg/L	0.0001			<0.0001		<0.001	<0.0001							
	Acenaphthylene	mg/L	0.0001			<0.0001		<0.001	<0.0001							
	Anthracene	mg/L	0.0001			<0.0001		<0.001	<0.0001							
	Benz(a)anthracene	mg/L	0.0001			<0.0001		<0.001	<0.0001							
	Benzo(a)pyrene	mg/L	0.00005	**0.000366**	0.000366	<0.00005		<0.001	<0.0001							
	Benzo(b)fluoranthene	mg/L	0.0001			<0.0001		<0.001	<0.0001							
	Benzo(g,h,i)perylene	mg/L	0.0001			<0.0001		<0.001	<0.0001							
	Benzo(k)fluoranthene	mg/L	0.0001			<0.0001		<0.001	<0.0001							
	Chrysene	mg/L	0.0001			<0.0001		<0.001	<0.0001							
	Dibenz(a,h)anthracene	mg/L	0.0001			<0.0001		<0.001	<0.0001							
	Fluoranthene	mg/L	0.0001			<0.0001		<0.001	<0.0001							
	Fluorene	mg/L	0.0001			<0.0001		<0.001	<0.0001							
	Indeno(1,2,3-c,d)pyrene	mg/L	0.0001			<0.0001		<0.001	<0.0001							
	Naphthalene	mg/L	0.0001	**1.89**	23.7	<0.0001	<0.007	<0.001	<0.001 - 0.0001	<0.001	<0.001	<0.001	<0.007	<0.001	<0.001	<0.007
	Phenanthrene	mg/L	0.0001			<0.0001		<0.001	<0.0001							
	Pyrene	mg/L	0.0001			<0.0001		<0.001	<0.0001							
Pesticides-Others	Carbazole	mg/L	0.002			<0.002										
	Chlorobenzilate	mg/L	0.002			<0.002										
Phenolics	2,4-Dimethylphenol	mg/L	0.0001	**4.23**	72300	<0.0001		<0.005	<0.0001	<0.0001						
	2,4-Dinitrophenol	mg/L	0.0001					<0.005	<0.0001	<0.0001						
	2,5-Dimethylphenol	mg/L	0.0001						<0.0001	<0.0001						
	2,6-Dimethylphenol	mg/L	0.0001	**0.124**					<0.0001	<0.0001						
	2-Methylphenol	mg/L	0.0001	**11.8**	232000	<0.0001		<0.005	<0.0001	<0.0001						
	2-Nitrophenol	mg/L	0.0001			<0.001		<0.005	<0.0001	<0.0001						
	3- & 4- Methylphenol	mg/L	0.0001					<0.005	<0.0001	<0.0001						
	3-Methylphenol	mg/L	0.0001	**312000**		<0.0001										
	4,6-Dinitro-2-methylphenol	mg/L	0.0001					<0.005	<0.0001	<0.0001						
	4-Chloro-3-methylphenol	mg/L	0.00005			<0.00005		<0.005	<0.0001	<0.0001						
	4-Methylphenol	mg/L	0.0001	**27300**		<0.0001										
	4-Nitrophenol	mg/L	0.0001			<0.001		<0.005	<0.0001	<0.0001						
	Phenol	mg/L	0.0001	**80.5**	3.6E6	<0.0001		<0.005	<0.0001	<0.0001						

Golder Associates

November 2011

Table 2: Lot 2 Groundwater Analytical Results

					Field_ID	MW42	MW42	MW42	MW42	Q4061-01	Q5660-02	Q5660-03	Q5661 - 01	Q5241-01	Q5241-02	Q5242-01
					Location_Code	MW42	MW42	MW42	MW42	MW42	MW42	MW42	MW42	MW42	MW42	MW42
					Monitoring_Zone	Lot 2	Lot 2	Lot 2	Lot 2	Lot 2	Lot 2	Lot 2	Lot 2	Lot 2	Lot 2	Lot 2
					Sampled_Date_Time	7/03/2003	10/03/2003	28/09/2005	15/10/2006	25/03/2008	1/04/2009	1/04/2009	1/04/2009	31/05/2010	31/05/2010	31/05/2010
Chem_Group	**ChemName**	**output unit**	**EQL**	**Risk Based Criteria Site and Lot 2**	**Risk Based Criteria Site and Lot 2 only Inhalation**											
Phthalates	Bis(2-ethylhexyl) phthalate	mg/L	0.0001	**0.0028**	35700	<0.02		<0.001	<0.0001		<0.001	<0.001	<0.02			
	Butylbenzyl phthalate	mg/L	0.0001			<0.002		<0.001	<0.0001		<0.001	<0.001	<0.002			
	Diethyl phthalate	mg/L	0.0001			<0.002		<0.001	<0.0001		<0.001	<0.001	<0.002			
	Dimethyl phthalate	mg/L	0.0001			<0.002		<0.001	<0.0001		<0.001	<0.001	<0.002			
	Di-n-butyl phthalate	mg/L	0.001			<0.002		<0.001	<0.001		<0.001	<0.001	<0.002			
	Di-n-octyl phthalate	mg/L	0.0001			<0.002		<0.001	<0.0001		<0.001	<0.001	<0.002			
Solvents	Methyl Ethyl Ketone	mg/L	0.005	**186**	187000	<0.01	<0.01	<0.005	<0.005				<0.05			<0.05
	2-Hexanone	mg/L	0.01			<0.01	<0.01						<0.05			<0.05
	4-Methyl-2-pentanone	mg/L	0.001	**22.5**	58000	<0.01	<0.01	<0.005	<0.001				<0.05			<0.05
	Acetone	mg/L	0.02	**284**	125000				<0.02							
	Isophorone	mg/L	0.0001	**2.8**	15	<0.002			<0.0001							
	Vinyl acetate	mg/L	0.01			<0.01	<0.01						<0.05			<0.05
SVOCs	2-(Acetylamino) fluorene	mg/L	0.0001			<0.0001										
	2-Methylcholanthrene	mg/L	0.0001			<0.0001										
	2-Picoline	mg/L	0.002			<0.002										
	3,3-Dichlorobenzidine	mg/L	0.002			<0.002										
	4-(Dimethylamino) azobenzene	mg/L	0.002			<0.002										
	4-Aminobiphenyl	mg/L	0.002			<0.002										
	4-Bromophenyl phenyl ether	mg/L	0.002			<0.002										
	4-Chlorophenyl phenyl ether	mg/L	0.002			<0.002										
	4-Nitroquinoline-n-oxide	mg/L	0.002			<0.002										
	Acetophenone	mg/L	0.0001	**26.4**		<0.002			<0.0001							
	Bis(2-chloroethoxy) methane	mg/L	0.002			<0.002										
	Bis(2-chloroethyl) ether	mg/L	0.002			<0.002										
	Dibenzofuran	mg/L	0.002			<0.002										
	Hexachlorocyclopentadiene	mg/L	0.0001			<0.01		<0.005	<0.0001							
	Hexachlorophene	mg/L	0.0001					<0.005	<0.0001	<0.0001						
	Hexachloropropene	mg/L	0.0001			<0.002		<0.005	<0.0001							
	Methapyrilene	mg/L	0.002			<0.002										
	n-Nitrosomorpholine	mg/L	0.002			<0.002										
	n-Nitrosopiperidine	mg/L	0.002			<0.002										
	n-Nitrosopyrrolidine	mg/L	0.004			<0.004										
	Pentachloronitrobenzene	mg/L	0.002			<0.002										
	Phenacetin	mg/L	0.002			<0.002										
Total Petroleum Hydrocarbons	Total C6-C36	mg/L	0.05							2.2	0.21	0.34		<0.05	<0.05	
	TPH C 6 - C 9 Fraction	mg/L	0.00001	**1920**		0.158		0.1	<0.01	0.11	0.04	<0.01	0.24	<0.01	<0.01	0.25
	TPH C10 - C14 Fraction	mg/L	0.00001	**0.655**	325	<0.05		0.21	0.15	0.56	0.04	0.09	<0.05	<0.01	<0.01	<0.05
	TPH C15 - C28 Fraction	mg/L	0.05	**9.82**	486	0.204		<0.05	0.33	1.5	0.12	0.25	0.5	<0.05	<0.05	0.67
	TPH C29-C36 Fraction	mg/L	0.05	**13.1**	46200	<0.05		<0.05	<0.05	<0.05	<0.05	<0.05	0.08	<0.05	<0.05	0.16
	TPH+C10 - C36 (Sum of total)	mg/L	0.05			0.254		0.26	0.505	2.085	0.185	0.365	0.605	<0.11	<0.11	0.83 - 0.855
	TPH+C10 - C40 (Sum of total)	mg/L	0.00005					0.31	0.48							

Golder Associates

November 2011

Table 2: Lot 2 Groundwater Analytical Results

					Field_ID	MW42	MW42	MW42	MW42	Q4061-01	Q5660-02	Q5660-03	Q5661 - 01	Q5241-01	Q5241-02	Q5242-01
					Location_Code	MW42	MW42	MW42	MW42	MW42	MW42	MW42	MW42	MW42	MW42	MW42
					Monitoring_Zone	Lot 2	Lot 2	Lot 2	Lot 2	Lot 2	Lot 2	Lot 2	Lot 2	Lot 2	Lot 2	Lot 2
					Sampled_Date_Time	7/03/2003	10/03/2003	28/09/2005	15/10/2006	25/03/2008	1/04/2009	1/04/2009	1/04/2009	31/05/2010	31/05/2010	31/05/2010
Chem_Group	**ChemName**	**output unit**	**EQL**	**Risk Based Criteria Site and Lot 2**	**Risk Based Criteria Site and Lot 2 only Inhalation**											
Volatile Organic Compounds	1,1,1,2-Tetrachloroethane	mg/L	0.001			<0.001	<0.001	<0.001	<0.001	<0.001	<0.001	<0.001	<0.005	<0.001	<0.001	<0.005
	1,1,1-Trichloroethane	mg/L	0.000001			<0.001	<0.001	<0.001	<0.001	<0.001	<0.001	<0.001	<0.005	<0.001	<0.001	<0.005
	1,1,2,2-Tetrabromoethane	mg/L	0.0001					<0.0001	<0.0001		<0.0001	<0.0001	<0.001	<0.0001	<0.0001	<0.001
	1,1,2,2-Tetrabromoethene	mg/L	0.0001					<0.0001	<0.0001							
	1,1,2,2-Tetrachloroethane	mg/L	0.001			<0.001	<0.001	<0.001	<0.001	<0.001	<0.001	<0.001	<0.005	<0.001	<0.001	<0.005
	1,1,2-Tribromoethane	mg/L	0.0001					<0.0001	<0.0001		<0.0001	<0.0001		<0.0001	<0.0001	
	1,1,2-Trichloroethane	mg/L	0.001	**0.00267**	0.00267	<0.001	<0.001	<0.001	<0.001	<0.001	<0.001	<0.001	<0.005	<0.001	<0.001	<0.005
	1,1-Dichloroethane	mg/L	0.000001			0.006	0.006	0.005	0.006	0.006	0.005	0.004	<0.005	0.004	0.005	<0.005
	1,1-Dichloroethene	mg/L	0.000001	**3.51**	172	<0.001	<0.001	<0.001	0.001	0.001	<0.001	<0.001	<0.005	<0.001	<0.001	<0.005
	1,1-Dichloropropene	mg/L	0.001			<0.001	<0.001	<0.001	<0.001	<0.001	<0.001	<0.001	<0.005	<0.001	<0.001	<0.005
	1,2,3-Trichloropropane	mg/L	0.001			<0.001	<0.001	<0.001	<0.001	<0.001	<0.001	<0.001	<0.005	<0.001	<0.001	<0.005
	1,2-Dibromo-3-chloropropane	mg/L	0.0001			<0.005	<0.005	<0.0001	<0.0001	<0.001	<0.0001	<0.0001	<0.005	<0.0001	<0.0001	<0.005
	1,2-Dibromoethane	mg/L	0.0001			<0.001	<0.001	<0.0001	<0.0001	<0.001	<0.0001	<0.0001	<0.005	<0.0001	<0.0001	<0.005
	cis- & trans-1,2-Dibromoethene	mg/L	0.0001	**1.46**	54.2			0.0001			<0.0001	<0.0001	0.00016	0.0008	0.0006	0.00111
	1,2-Dichloroethane	mg/L	0.001	**0.00126**	0.00126	<0.001	<0.001	<0.001	<0.001	<0.001	<0.001	<0.001	<0.005	<0.001	<0.001	<0.005
	1,2-Dichloropropane	mg/L	0.001			<0.001	<0.001	<0.001	<0.001	<0.001	<0.001	<0.001	<0.005	<0.001	<0.001	<0.005
	1,3-Dichloropropane	mg/L	0.001			<0.001	<0.001	<0.001	<0.001	<0.001	<0.001	<0.001	<0.005	<0.001	<0.001	<0.005
	2,2-Dichloropropane	mg/L	0.001			<0.001	<0.001	<0.001	<0.001	<0.001	<0.001	<0.001	<0.005	<0.001	<0.001	<0.005
	Bromochloromethane	mg/L	0.0001					<0.0001	<0.0001	<0.001	<0.0001	<0.0001		<0.0001	<0.0001	
	Bromodichloromethane	mg/L	0.0001	**0.25**	0.25	0.003	0.003	<0.0001	<0.0001	<0.001	<0.0001	<0.0001	<0.005	<0.0001	<0.0001	<0.005
	Bromoethane	mg/L	0.0001					<0.0001	<0.0001		<0.0001	<0.0001		<0.0001	<0.0001	
	Bromoethyne	mg/L	0.0001					<0.0001	<0.0001		<0.0001	<0.0001		<0.0001	<0.0001	
	Bromoform	mg/L	0.0001	**0.25**	0.25	0.009	0.009	<0.0001	<0.0001	<0.001	<0.0001	<0.0001	<0.0001	<0.0001	<0.0001	<0.0001
	Bromomethane	mg/L	0.001			<0.01	<0.01	<0.001	<0.001	<0.001	<0.001	<0.001	<0.05	<0.001	<0.001	<0.05
	Carbon disulfide	mg/L	0.005			<0.005	<0.005						<0.005			<0.005
	Carbon tetrachloride	mg/L	0.0001	**0.00075**	0.00075	<0.001	<0.001	<0.001	<0.001	<0.001	<0.001	<0.001	<0.005	<0.0007	<0.0007	<0.005
	Chlorinated Hydrocarbons	mg/l	0.025			0.1015	0.097	0.2105	0.1705	0.1845	0.081	0.078	0.1425	0.03635	0.03735	0.0895
	Chlorodibromomethane	mg/L	0.0001	**0.25**	0.25	0.007	0.007	<0.0001	<0.0001	<0.001	<0.0001	<0.0001	<0.005	<0.0001	<0.0001	<0.005
	Chloroethane	mg/L	0.001	**0.0118**	0.0118	<0.01	<0.01	<0.001	<0.001	<0.001	<0.001	<0.001	<0.05	<0.001	<0.001	<0.05
	Chloroform	mg/L	0.000001	**0.25**	0.25	0.067	0.066	0.004	0.005	<0.001	0.002	0.002	<0.005	0.001	0.001	<0.005
	Chloromethane	mg/L	0.001			<0.01	<0.01	<0.001	<0.001	<0.001	<0.001	<0.001	<0.05	<0.001	<0.001	<0.05
	cis-1,2-Dibromoethene	mg/L	0.0001					0.0001	<0.0001		<0.0001	<0.0001	0.00016	0.0008	0.0006	0.00111
	cis-1,2-Dichloroethene	mg/L	0.000001	**3.17**	47.6	0.116	0.109	>0.55	0.49	0.43	0.26	0.25	0.363	0.18	0.19	0.234
	cis-1,3-Dichloropropene	mg/L	0.001			<0.002	<0.002	<0.001	<0.001	<0.001	<0.001	<0.001	<0.005	<0.001	<0.001	<0.005
	cis-1,4-Dichloro-2-butene	mg/L	0.001			<0.001	<0.001						<0.005			<0.005
	Dibromomethane	mg/L	0.0001			<0.001	<0.001	<0.0001	<0.0001	<0.001	<0.0001	<0.0001	<0.0001	<0.0001	<0.0001	<0.0001
	Dichlorodifluoromethane	mg/L	0.001			<0.01	<0.01	<0.001	<0.001	<0.001	<0.001	<0.001	<0.05	<0.001	<0.001	<0.05
	Dichloromethane	mg/L	0.01	**0.0397**	0.0397			<0.1	<0.01	<0.01	<0.01	<0.01		<0.01	<0.01	
	Hexachlorobutadiene	mg/L	0.0001			<0.001	<0.001	<0.001	<0.0001	<0.001	<0.001	<0.001	<0.005	<0.001	<0.001	<0.005
	Hexachloroethane	mg/L	0.0001			<0.002		<0.005	<0.0001							
	Iodomethane	mg/L	0.001			<0.001	<0.001						<0.005			<0.005
	Other Chlorinated Hydrocarbons	mg/l	0.023			0.0955	0.0915	0.206	0.1705	0.183	0.08	0.077	0.115	0.03535	0.03635	0.062
	Pentachloroethane	mg/L	0.0001			<0.005	<0.005	<0.005	<0.0001				<0.005			<0.005
	Trichloroethene	mg/L	0.000001	**0.0351**	0.0351	0.021	0.021	**0.14**	**0.17**	**0.17**	**0.067**	**0.064**	**0.085**	0.024	0.025	0.032
	Tetrabromoethane	mg/L	0.0001					<0.0001			<0.0001	<0.0001		<0.0001	<0.0001	
	Tetrabromoethene	mg/L	0.0001					<0.0001			<0.0001	<0.0001		<0.0001	<0.0001	
	Tetrachloroethene	mg/L	0.000001	**1.75**	321	0.028	0.028	0.041	0.063	0.064	0.021	0.018	0.035	0.013	0.013	0.013
	CHC (Sum of total)	mg/L	0.01													
	Trihalomethanes	mg/L				0.007 - 0.086	0.085	0.0005 - 0.00415	0.0005 - 0.00515	<0.001	0.00215	0.00215	<0.0151	0.00115	0.00115	<0.0151
	trans-1,2-Dibromoethene	mg/L	0.0001					<0.0001	<0.0001		<0.0001	<0.0001	<0.0001	<0.0001	<0.0001	<0.0001
	trans-1,2-dichloroethene	mg/L	0.000001			0.003	0.003	0.067	0.08	0.051	0.015	0.015	0.023	0.005	0.005	0.006
	trans-1,3-dichloropropene	mg/L	0.001			<0.002	<0.002	<0.001	<0.001	<0.001	<0.001	<0.001	<0.005	<0.001	<0.001	<0.005
	trans-1,4-Dichloro-2-butene	mg/L	0.001			<0.001	<0.001						<0.005			<0.005
	Tribromoethane	mg/L	0.0001					<0.0001								
	1,1,2-Tribromoethene	mg/L	0.0001					<0.0001	<0.0001		<0.0001	<0.0001	<0.0001	<0.0001	<0.0001	<0.0001
	Trichlorofluoromethane	mg/L	0.001			<0.01	<0.01	<0.001	<0.001	<0.001	<0.001	<0.001	<0.05	<0.001	<0.001	<0.05
	Vinyl bromide (bromoethene)	mg/L	0.0001	**0.00113**	0.00113			**0.0013**	<0.0001		<0.0001	<0.0001	0.00049	0.0007	0.0008	0.00038
	Vinyl chloride	mg/L	0.000001	**0.0737**	0.0737	<0.01	<0.01	0.002	0.002	0.001	<0.001	<0.001	<0.05	<0.001	<0.001	<0.05

Note - * Indicates result "*Not typical of TPH*" as described by lab. Potentially due to high TCE reading in same sample

* A range of results indicates that the laboratory reported different concentrations for the same analyte due to different laboratory methods used for analysis

** For some analytical results, the EQL had to be raised due to interference with other analytes

Table 2: Lot 2 Groundwater Analytical Results

					Field_ID	MWG47	MWG47	Q5238-01	MWG48	MWG48	Q5238-03	MWG49	MWG49	Q4060-02	Q5655-02
					Location_Code	MWG47	MWG47	MWG47	MWG48	MWG48	MWG48	MWG49	MWG49	MWG49	MWG49
					Monitoring_Zone	Lot 2	Lot 2	Lot 2	Lot 2	Lot 2	Lot 2	Lot 2	Lot 2	Lot 2	Lot 2
					Sampled_Date_Time	22/09/2005	12/10/2006	25/05/2010	22/09/2005	12/10/2006	25/05/2010	22/09/2005	12/10/2006	19/03/2008	26/03/2009
Chem_Group	**ChemName**	**output unit**	**EQL**	**Risk Based Criteria Site and Lot 2**	**Risk Based Criteria Site and Lot 2 only Inhalation**										
Sample Quality Parameters	pH (Lab)	pH_Units	0.01												
	Total Dissolved Solids @180°C	mg/L	1			1100	1100		600	760		450	620		550
	Sodium	mg/L	0.05												110
	Sodium (Filtered)	mg/L	0.05				360			290			120		
	Potassium	mg/L	0.05												6.3
	Potassium (Filtered)	mg/L	0.05				16			10			8.5		
	Calcium	mg/L	0.05												4.8
	Calcium (Filtered)	mg/L	0.05				25			13			9.2		
	Magnesium	mg/L	0.05												31
	Magnesium (Filtered)	mg/L	0.05				47			26			49		
	Chloride	mg/L	1				630			420			210		210
	Sulphate (as SO4)	mg/L	1												16
	Sulphate (as SO4) (Filtered)	mg/L	1			63	63		77	84		75	89		
	Sulphur (as S)	mg/L	1												
	Bicarbonate Alkalinity	mg/L	1												40
	Bicarbonate Alkalinity (as CaCO3)	mg/L	1				76			120			38		
	Carbonate Alkalinity	mg/L	1												<1
	Carbonate Alkalinity (as CaCO3)	mg/L	1				<1			<1			<1		
	Nitrogen (Total Oxidised)	mg/L	0.01												
	Nitrate (as N)	mg/L	0.01			<0.01	<1		9.4	10		42	33		4
	Nitrate as NO3(2-)	mg/L	1												
	Nitrite (as N)	mg/L	0.01				<1			<1			<1		
	Ammonia	mg/L	0.01												
	Ammonia (as N)	mg/L	0.01				0.19			0.05			0.04		
	Total Kjeldahl Nitrogen (as N)	mg/L	0.1				0.9			0.3			0.7		
	Fluoride	mg/L	1				<1			<1			<1		
	Total Organic Carbon	mg/L	1												
	Hydroxide Alkalinity (as CaCO3)	mg/L	1												
	Ionic Balance	%	0.01												
	Phosphorus	mg/L	0.01				0.06			<0.01			0.01		
	Total Alkalinity (as CaCO3)	mg/L	1				76			120			38		40
	Total Anions	meq/L	0.01												
	Total Cations	meq/L	0.01												
Heavy Metals	Aluminium	mg/L	0.001	**309**	309										0.13
	Aluminium (Filtered)	mg/L	0.001	**309**	309	0.002	<0.001		<0.001	<0.001		0.002	<0.001		
	Arsenic	mg/L	0.0002	**0.00241**	0.00241										<0.0005
	Arsenic (Filtered)	mg/L	0.0002	**0.00241**	0.00241	0.0012	0.0005		<0.0005	0.0003		<0.0005	0.0003		
	Cadmium	mg/L	0.00005	**0.309**	0.309										<0.0001
	Cadmium (Filtered)	mg/L	0.00005	**0.309**	0.309	<0.0005	<0.00005		<0.0005	<0.00005		<0.0005	<0.00005		
	Chromium	mg/L	0.0002	**0.928**	0.928										<0.0002
	Chromium (Filtered)	mg/L	0.0002	**0.928**	0.928	<0.001	0.0002		<0.001	0.0007		<0.001	0.0008		
	Copper	mg/L	0.0005												<0.0005
	Copper (Filtered)	mg/L	0.0005				<0.0005			<0.0005			0.0006		
	Iron (ferrous)	mg/L	0.05			16	13		<0.05	<0.05		<0.05	<0.05		
	Iron	mg/L	0.001	**217**	217										0.069
	Iron (Filtered)	mg/L	0.001	**217**	217	17	18		0.044	<0.002		0.022	<0.002		
	Lead	mg/L	0.0001												<0.001
	Lead (Filtered)	mg/L	0.0001			<0.001	<0.0001		<0.001	<0.0001		<0.001	<0.0001		
	Manganese	mg/L	0.001	**14.2**	14.2										0.015
	Manganese (Filtered)	mg/L	0.001	**14.2**	14.2	0.35	0.37		0.095	0.11		0.018	0.021		
	Mercury	mg/L	0.00001												<0.0001
	Mercury (Filtered)	mg/L	0.00001			<0.0005	<0.00001		<0.0005	<0.00001		<0.0005	<0.00001		
	Nickel	mg/L	0.0002	**3.86**	3.86										0.001
	Nickel (Filtered)	mg/L	0.0002	**3.86**	3.86	0.006	<0.0002		0.003	<0.0002		0.002	<0.0002		
	Zinc	mg/L	0.0005												0.42
	Zinc (Filtered)	mg/L	0.0005			0.06	0.03		0.036	0.044		0.069	0.013		
Amino Aliphatics	Cyclohexylamine	mg/L	0.2			<0.2			<0.2			<0.2			
	Dibutylamine	mg/L	0.2			<0.2			<0.2			<0.2			
	Diethylamine	mg/L	0.2			<0.2			<0.2			<0.2			
	Dimethylamine	mg/L	0.2	**0.0018**	0.361	<0.2			<0.2			<0.2			
	Dipropylamine	mg/L	0.2			<0.2			<0.2			<0.2			
	Monoisopropylamine	mg/L	0.2			<0.2			<0.2			<0.2			
	n-Butylamine	mg/L	0.2			<0.2			<0.2			<0.2			
	n-Heptylamine	mg/L	0.2			<0.2			<0.2			<0.2			
	n-Hexylamine	mg/L	0.2			<0.2			<0.2			<0.2			
	n-Nitrosodiethylamine	mg/L	0.002												
	n-Nitrosodi-n-butylamine	mg/L	0.002												
	n-Nitrosodi-n-propylamine	mg/L	0.002												
	n-Nitrosomethylethylamine	mg/L	0.002												
	n-Propylamine	mg/L	0.2			<0.2			<0.2			<0.2			
Amino Aromatics	1-Naphthylamine	mg/L	0.002												
	n-Nitrosodiphenylamine & Diphenylamine	mg/L	0.004												
Anilines	2-Nitroaniline	mg/L	0.004												
	3-Nitroaniline	mg/L	0.004												
	4-Chloroaniline	mg/L	0.002												
	4-Nitroaniline	mg/L	0.002												
	2-methyl-5-nitroaniline	mg/L	0.002												
	Aniline	mg/L	0.002												

Table 2: Lot 2 Groundwater Analytical Results

Field_ID						MWG47	MWG47	Q5238-01	MWG48	MWG48	Q5238-03	MWG49	MWG49	Q4060-02	Q5655-02
Location_Code						MWG47	MWG47	MWG47	MWG48	MWG48	MWG48	MWG49	MWG49	MWG49	MWG49
Monitoring_Zone						Lot 2	Lot 2	Lot 2	Lot 2	Lot 2	Lot 2	Lot 2	Lot 2	Lot 2	Lot 2
Sampled_Date_Time						22/09/2005	12/10/2006	25/05/2010	22/09/2005	12/10/2006	25/05/2010	22/09/2005	12/10/2006	19/03/2008	26/03/2009
Chem_Group	**ChemName**	**output unit**	**EQL**	**Risk Based Criteria Site and Lot 2**	**Risk Based Criteria Site and Lot 2 only Inhalation**										
Explosives	1,3,5-Trinitrobenzene	mg/L	0.002												
	2,4-Dinitrotoluene	mg/L	0.004												
	2,6-Dinitrotoluene	mg/L	0.004												
	Nitrobenzene	mg/L	0.002												
Glycols	Dipropylene glycol, methyl ether	mg/L	0.01												
Halogenated Benzenes	1,2,3-Trichlorobenzene	mg/L	0.0005			<0.001	<0.001	<0.001	<0.001	<0.001	<0.001	<0.001	<0.001	<0.001	<0.001
	1,2,4,5-Tetrachlorobenzene	mg/L	0.0001			<0.005			<0.005			<0.005			
	1,2,4-Trichlorobenzene	mg/L	0.0001	**0.76**	21.5	<0.001	<0.001	<0.001	<0.001	<0.001	<0.001	<0.001	<0.001	<0.001	<0.001
	1,2-Dichlorobenzene	mg/L	0.0001	**39.6**	60.5	<0.001	<0.001	<0.001	<0.001	<0.001	<0.001	<0.001	<0.001	<0.001	<0.001
	1,3,5-Trichlorobenzene	mg/L	0.0001			<0.005			<0.005			<0.005			
	1,3-Dichlorobenzene	mg/L	0.0001	**16.8**	16.8	<0.001	<0.001	<0.001	<0.001	<0.001	<0.001	<0.001	<0.001	<0.001	<0.001
	1,4-Dichlorobenzene	mg/L	0.0001	**0.00373**	0.00373	<0.001	<0.001	<0.001	<0.001	<0.001	<0.001	<0.001	<0.001	<0.001	<0.001
	2-Chlorotoluene	mg/L	0.0005			<0.001	<0.001	<0.001	<0.001	<0.001	<0.001	<0.001	<0.001	<0.001	<0.001
	4-Chlorotoluene	mg/L	0.0005			<0.001	<0.001	<0.001	<0.001	<0.001	<0.001	<0.001	<0.001	<0.001	<0.001
	Bromobenzene	mg/L	0.0001			<0.001	<0.001	<0.0001	<0.001	<0.001	<0.0001	<0.001	<0.001	<0.001	<0.0001
	Chlorobenzene	mg/L	0.000001	**2.74**	80.3	<0.001	<0.001	<0.001	<0.001	<0.001	<0.001	<0.001	<0.001	<0.001	<0.001
	Hexachlorobenzene	mg/L	0.0001			<0.005			<0.005			<0.005			
	Pentachlorobenzene	mg/L	0.0001			<0.005			<0.005			<0.005			
Halogenated Phenols	2,3,4,5-Tetrachlorophenol	mg/L	0.005			<0.005			<0.005			<0.005			
	2,3,4,6-Tetrachlorophenol	mg/L	0.0001											<0.0001	
	2,4,5-Trichlorophenol	mg/L	0.0001			<0.005			<0.005			<0.005		<0.0001	
	2,4,6-Trichlorophenol	mg/L	0.0001	**0.12**	54.5	<0.005			<0.005			<0.005		<0.0001	
	2,4-Dichlorophenol	mg/L	0.0001	**0.482**	16200	<0.005			<0.005			<0.005		<0.0001	
	2,6-Dichlorophenol	mg/L	0.0001			<0.005			<0.005			<0.005		<0.0001	
	2-Chlorophenol	mg/L	0.00005			<0.005			<0.005			<0.005		<0.0001	
	Hexachlorophenol	mg/L	0.0001												
	Pentachlorophenol	mg/L	0.00005	**0.00302**	27.1	<0.005			<0.005			<0.005		<0.0001	
	Tetrachlorophenols (Sum of total)	mg/L	0.005			<0.005			<0.005			<0.005			
Herbicides	Dinoseb	mg/L	0.0001			<0.005			<0.005			<0.005		<0.0001	
	Pronamide	mg/L	0.002												
MAH	1,2,4-trimethylbenzene	mg/L	0.001	**2.11**	11	<0.001	<0.001	<0.001	<0.001	<0.001	<0.001	<0.001	<0.001	<0.001	<0.001
	1,3,5-Trimethylbenzene	mg/L	0.001	**2.76**	8.65	<0.001	<0.001	<0.001	<0.001	<0.001	<0.001	<0.001	<0.001	<0.001	<0.001
	Benzene	mg/L	0.001	**0.00274**	0.00274	<0.001	<0.001	<0.001	<0.001	<0.001	**0.015**	<0.001	0.001	<0.001	<0.001
	Ethylbenzene	mg/L	0.001	**9.33**	3440	<0.001	<0.001	<0.001	<0.001	<0.001	<0.001	<0.001	<0.001	<0.001	<0.001
	Isopropylbenzene	mg/L	0.001	**4.16**	534	<0.001	<0.001	<0.001	<0.001	<0.001	<0.001	<0.001	<0.001	<0.001	<0.001
	n-Butylbenzene	mg/L	0.001			<0.001	<0.001	<0.001	<0.001	<0.001	<0.001	<0.001	<0.001	<0.001	<0.001
	n-Propylbenzene	mg/L	0.001	**0.595**	42.2	<0.001	<0.001	<0.001	<0.001	<0.001	<0.001	<0.001	<0.001	<0.001	<0.001
	p-Isopropyltoluene	mg/L	0.001	**4.5**	529	<0.001	<0.001	<0.001	<0.001	<0.001	<0.001	<0.001	<0.001	<0.001	<0.001
	sec-Butylbenzene	mg/L	0.001			<0.001	<0.001	<0.001	<0.001	<0.001	<0.001	<0.001	<0.001	<0.001	<0.001
	Styrene	mg/L	0.001	**0.9**	585	<0.001	<0.001	<0.001	<0.001	<0.001	<0.001	<0.001	<0.001	<0.001	<0.001
	tert-Butylbenzene	mg/L	0.001			<0.001	<0.001	<0.001	<0.001	<0.001	<0.001	<0.001	<0.001	<0.001	<0.001
	Toluene	mg/L	0.001	**28.8**	382	<0.001	<0.001	<0.001	<0.001	<0.001	<0.001	<0.001	<0.001	<0.001	<0.001
	Total BTEX (QLD EPA 1999 Draft)	mg/L	0.005			<0.005	<0.005	<0.005	<0.005	<0.005	0.017	<0.005	0.003	<0.005	<0.005
	MAH (Sum of Total) (Vic EPA 448.3)	mg/L	0.006			<0.006	<0.006		<0.006	<0.006		<0.006	0.0035	<0.006	<0.006
	Xylenes (m & p)	mg/L	0.001	**89**	122	<0.001	<0.001	<0.001	<0.001	<0.001	<0.001	<0.001	<0.001	<0.001	<0.001
	Xylene (o)	mg/L	0.001	**89**	122	<0.001	<0.001	<0.001	<0.001	<0.001	<0.001	<0.001	<0.001	<0.001	<0.001
	Xylenes (Sum of m,p & o)	mg/L	0.002	**89**	122	<0.002	<0.002	<0.002	<0.002	<0.002	<0.002	<0.002	<0.002	<0.002	<0.002
	Total MAHs	mg/L				<0.006	<0.006	<0.006	<0.006	<0.006	0.0175	<0.006	0.0035	<0.006	<0.006

Golder Associates

November 2011

Table 2: Lot 2 Groundwater Analytical Results

Field_ID						MWG47	MWG47	Q5238-01	MWG48	MWG48	Q5238-03	MWG49	MWG49	Q4060-02	Q5655-02
Location_Code						MWG47	MWG47	MWG47	MWG48	MWG48	MWG48	MWG49	MWG49	MWG49	MWG49
Monitoring_Zone						Lot 2	Lot 2	Lot 2	Lot 2	Lot 2	Lot 2	Lot 2	Lot 2	Lot 2	Lot 2
Sampled_Date_Time						22/09/2005	12/10/2006	25/05/2010	22/09/2005	12/10/2006	25/05/2010	22/09/2005	12/10/2006	19/03/2008	26/03/2009
Chem_Group	**ChemName**	**output unit**	**EQL**	**Risk Based Criteria Site and Lot 2**	**Risk Based Criteria Site and Lot 2 only Inhalation**										
Organochlorine Pesticides	4,4-DDE	mg/L	0.002												
	a-BHC	mg/L	0.002												
	Aldrin	mg/L	0.002												
	Aldrin & Dieldrin (Sum of total)	mg/L	0.004												
	b-BHC & g-BHC (Sum of total)	mg/L	0.004												
	d-BHC	mg/L	0.002												
	DDD	mg/L	0.002												
	DDT	mg/L	0.004												
	DDT+DDE+DDD (Sum of total)	mg/L	0.008												
	Dieldrin	mg/L	0.002												
	Endosulfan I	mg/L	0.002												
	Endosulfan II	mg/L	0.002												
	Endosulfan sulphate	mg/L	0.002												
	Endrin	mg/L	0.002												
	Heptachlor	mg/L	0.002												
	Heptachlor & heptachlor edpoxide (Sum of total)	mg/l	0.004												
	Heptachlor epoxide	mg/L	0.002												
	Organochlorine Pesticides	mg/l	0.0001			<0.005			<0.005			<0.005			
	Other Organochlorine Pesticides	mg/l	0.0001			<0.005			<0.005			<0.005			
Organophosphorous Pesticides	Chlorfenvinphos E	mg/L	0.002												
	Chlorfenvinphos Z	mg/L	0.002												
	Chlorpyriphos	mg/L	0.002												
	Chlorpyriphos-methyl	mg/L	0.002												
	Diazinon	mg/L	0.002												
	Dichlorvos	mg/L	0.002												
	Dimethoate	mg/L	0.002												
	Ethion	mg/L	0.002												
	Fenthion	mg/L	0.002												
	Malathion	mg/L	0.002												
	Pirimphos-ethyl	mg/L	0.002												
	Prothiofos	mg/L	0.002												
Other	Azobenzene	mg/L	0.002												
	Benzo(a)pyrene (TEQs)	mg/L				<0.0024			<0.0024			<0.0024			
	Benzo(e)pyrene	mg/L	0.0001												
	Butane	mg/L	0.02												
	Butene	mg/L	0.02												
	cis-Dihydro-alpha-Terpineol	mg/L	0.01												
	Coronene	mg/L	0.0001												
	Dimethyl heptanone	mg/L	0.005												
	Ethane	mg/L	0.01												
	Ethene	mg/L	0.01												
	Eucalyptol	mg/L	0.01												
	Ferrous Iron	mg/L	0.05												<0.1
	Methane	mg/L	0.01												
	Perylene	mg/L	0.0001												
	Propane	mg/L	0.01												
	Propene	mg/L	0.01												
PAH	1-Methylnaphthalene	mg/L	0.0001												
	2-Chloronaphthalene	mg/L	0.0001			<0.005			<0.005			<0.005			
	2-Methylnaphthalene	mg/L	0.0001	**0.133**	0.133										
	3-Methylcholanthrene	mg/L	0.0001			<0.001			<0.001			<0.001			
	7,12-Dimethylbenz(a)anthracene	mg/L	0.0001			<0.001			<0.001			<0.001			
	Acenaphthene	mg/L	0.0001			<0.001			<0.001			<0.001			
	Acenaphthylene	mg/L	0.0001			<0.001			<0.001			<0.001			
	Anthracene	mg/L	0.0001			<0.001			<0.001			<0.001			
	Benz(a)anthracene	mg/L	0.0001			<0.001			<0.001			<0.001			
	Benzo(a)pyrene	mg/L	0.00005	**0.000366**	0.000366	<0.001			<0.001			<0.001			
	Benzo(b)fluoranthene	mg/L	0.0001			<0.001			<0.001			<0.001			
	Benzo(g,h,i)perylene	mg/L	0.0001			<0.001			<0.001			<0.001			
	Benzo(k)fluoranthene	mg/L	0.0001			<0.001			<0.001			<0.001			
	Chrysene	mg/L	0.0001			<0.001			<0.001			<0.001			
	Dibenz(a,h)anthracene	mg/L	0.0001			<0.001			<0.001			<0.001			
	Fluoranthene	mg/L	0.0001			<0.001			<0.001			<0.001			
	Fluorene	mg/L	0.0001			<0.001			<0.001			<0.001			
	Indeno(1,2,3-c,d)pyrene	mg/L	0.0001			<0.001			<0.001			<0.001			
	Naphthalene	mg/L	0.0001	**1.89**	23.7	<0.001	<0.001	<0.001	<0.001	<0.001	<0.001	<0.001	<0.001	<0.001	<0.001
	Phenanthrene	mg/L	0.0001			<0.001			<0.001			<0.001			
	Pyrene	mg/L	0.0001			<0.001			<0.001			<0.001			
Pesticides-Others	Carbazole	mg/L	0.002												
	Chlorobenzilate	mg/L	0.002												
Phenolics	2,4-Dimethylphenol	mg/L	0.0001	**4.23**	72300	<0.005			<0.005			<0.005		<0.0001	
	2,4-Dinitrophenol	mg/L	0.0001			<0.005			<0.005			<0.005		<0.0001	
	2,5-Dimethylphenol	mg/L	0.0001											<0.0001	
	2,6-Dimethylphenol	mg/L	0.0001	**0.124**										<0.0001	
	2-Methylphenol	mg/L	0.0001	**11.8**	232000	<0.005			<0.005			<0.005		<0.0001	
	2-Nitrophenol	mg/L	0.0001			<0.005			<0.005			<0.005		<0.0001	
	3- & 4- Methylphenol	mg/L	0.0001			<0.005			<0.005			<0.005		<0.0001	
	3-Methylphenol	mg/L	0.0001	**312000**											
	4,6-Dinitro-2-methylphenol	mg/L	0.0001			<0.005			<0.005			<0.005		<0.0001	
	4-Chloro-3-methylphenol	mg/L	0.00005			<0.005			<0.005			<0.005		<0.0001	
	4-Methylphenol	mg/L	0.0001	**27300**											
	4-Nitrophenol	mg/L	0.0001			<0.005			<0.005			<0.005		<0.0001	
	Phenol	mg/L	0.0001	**80.5**	3.6E6	<0.005			<0.005			<0.005		<0.0001	

Table 2: Lot 2 Groundwater Analytical Results

					Field_ID	MWG47	MWG47	Q5238-01	MWG48	MWG48	Q5238-03	MWG49	MWG49	Q4060-02	Q5655-02
					Location_Code	MWG47	MWG47	MWG47	MWG48	MWG48	MWG48	MWG49	MWG49	MWG49	MWG49
					Monitoring_Zone	Lot 2	Lot 2	Lot 2	Lot 2	Lot 2	Lot 2	Lot 2	Lot 2	Lot 2	Lot 2
					Sampled_Date_Time	22/09/2005	12/10/2006	25/05/2010	22/09/2005	12/10/2006	25/05/2010	22/09/2005	12/10/2006	19/03/2008	26/03/2009
Chem_Group	**ChemName**	**output unit**	**EQL**	**Risk Based Criteria Site and Lot 2**	**Risk Based Criteria Site and Lot 2 only Inhalation**										
Phthalates	Bis(2-ethylhexyl) phthalate	mg/L	0.0001	**0.0028**	35700	<0.001			<0.001			<0.001			<0.001
	Butylbenzyl phthalate	mg/L	0.0001			<0.001			<0.001			<0.001			<0.001
	Diethyl phthalate	mg/L	0.0001			<0.001			<0.001			<0.001			<0.001
	Dimethyl phthalate	mg/L	0.0001			<0.001			<0.001			<0.001			<0.001
	Di-n-butyl phthalate	mg/L	0.001			<0.001			<0.001			<0.001			<0.001
	Di-n-octyl phthalate	mg/L	0.0001			<0.001			<0.001			<0.001			<0.001
Solvents	Methyl Ethyl Ketone	mg/L	0.005	**186**	187000	<0.005	<0.005		<0.005	<0.005		<0.005	<0.005		
	2-Hexanone	mg/L	0.01												
	4-Methyl-2-pentanone	mg/L	0.001	**22.5**	58000	<0.005	<0.001		<0.005	<0.001		<0.005	<0.001		
	Acetone	mg/L	0.02	**284**	125000		<0.02			<0.02			<0.02		
	Isophorone	mg/L	0.0001	**2.8**	15										
	Vinyl acetate	mg/L	0.01												
SVOCs	2-(Acetylamino) fluorene	mg/L	0.0001												
	2-Methylcholanthrene	mg/L	0.0001												
	2-Picoline	mg/L	0.002												
	3,3-Dichlorobenzidine	mg/L	0.002												
	4-(Dimethylamino) azobenzene	mg/L	0.002												
	4-Aminobiphenyl	mg/L	0.002												
	4-Bromophenyl phenyl ether	mg/L	0.002												
	4-Chlorophenyl phenyl ether	mg/L	0.002												
	4-Nitroquinoline-n-oxide	mg/L	0.002												
	Acetophenone	mg/L	0.0001	**26.4**											
	Bis(2-chloroethoxy) methane	mg/L	0.002												
	Bis(2-chloroethyl) ether	mg/L	0.002												
	Dibenzofuran	mg/L	0.002												
	Hexachlorocyclopentadiene	mg/L	0.0001			<0.005			<0.005			<0.005			
	Hexachlorophene	mg/L	0.0001			<0.005			<0.005			<0.005		<0.0001	
	Hexachloropropene	mg/L	0.0001			<0.005			<0.005			<0.005			
	Methapyrilene	mg/L	0.002												
	n-Nitrosomorpholine	mg/L	0.002												
	n-Nitrosopiperidine	mg/L	0.002												
	n-Nitrosopyrrolidine	mg/L	0.004												
	Pentachloronitrobenzene	mg/L	0.002												
	Phenacetin	mg/L	0.002												
Total Petroleum Hydrocarbons	Total C6-C36	mg/L	0.05					<0.05			<0.05			<0.05	<0.05
	TPH C 6 - C 9 Fraction	mg/L	0.00001	**1920**		<0.01	<0.01	<0.01	<0.01	<0.01	<0.01	<0.01	<0.01	<0.01	0.03
	TPH C10 - C14 Fraction	mg/L	0.00001	**0.655**	325	<0.01	<0.01	<0.01	<0.01	<0.01	<0.01	<0.01	<0.01	<0.01	<0.01
	TPH C15 - C28 Fraction	mg/L	0.05	**9.82**	486	<0.05	<0.05	<0.05	<0.05	<0.05	<0.05	<0.05	<0.05	<0.05	<0.05
	TPH C29-C36 Fraction	mg/L	0.05	**13.1**	46200	<0.05	<0.05	<0.05	<0.05	<0.05	<0.05	<0.05	<0.05	<0.05	<0.05
	TPH+C10 - C36 (Sum of total)	mg/L	0.05			<0.11	<0.11	<0.11	<0.11	<0.11	<0.11	<0.11	<0.11	<0.11	<0.11
	TPH+C10 - C40 (Sum of total)	mg/L	0.00005			<0.05	<0.05		<0.05	<0.05		<0.05	<0.05		

Golder Associates

November 2011

Table 2: Lot 2 Groundwater Analytical Results

Field_ID						MWG47	MWG47	Q5238-01	MWG48	MWG48	Q5238-03	MWG49	MWG49	Q4060-02	Q5655-02
Location_Code						MWG47	MWG47	MWG47	MWG48	MWG48	MWG48	MWG49	MWG49	MWG49	MWG49
Monitoring_Zone						Lot 2	Lot 2	Lot 2	Lot 2	Lot 2	Lot 2	Lot 2	Lot 2	Lot 2	Lot 2
Sampled_Date_Time						22/09/2005	12/10/2006	25/05/2010	22/09/2005	12/10/2006	25/05/2010	22/09/2005	12/10/2006	19/03/2008	26/03/2009
Chem_Group	**ChemName**	**output unit**	**EQL**	**Risk Based Criteria Site and Lot 2**	**Risk Based Criteria Site and Lot 2 only Inhalation**										
Volatile Organic Compounds	1,1,1,2-Tetrachloroethane	mg/L	0.001			<0.001	<0.001	<0.001	<0.001	<0.001	<0.001	<0.001	<0.001	<0.001	<0.001
	1,1,1-Trichloroethane	mg/L	0.000001			<0.001	<0.001	<0.001	<0.001	<0.001	<0.001	0.007	0.003	0.002	<0.001
	1,1,2,2-Tetrabromoethane	mg/L	0.0001					<0.0001			<0.0001				<0.0001
	1,1,2,2-Tetrabromoethene	mg/L	0.0001												
	1,1,2,2-Tetrachloroethane	mg/L	0.001			<0.001	<0.001	<0.001	<0.001	<0.001	<0.001	<0.001	<0.001	<0.001	<0.001
	1,1,2-Tribromoethane	mg/L	0.0001					<0.0001			<0.0001				<0.0001
	1,1,2-Trichloroethane	mg/L	0.001	**0.00267**	0.00267	<0.001	<0.001	<0.001	<0.001	<0.001	<0.001	<0.001	<0.001	<0.001	<0.001
	1,1-Dichloroethane	mg/L	0.000001			<0.001	<0.001	<0.001	0.012	0.003	0.002	0.042	0.053	0.025	0.017
	1,1-Dichloroethene	mg/L	0.000001	**3.51**	172	<0.001	<0.001	<0.001	0.001	<0.001	<0.001	0.016	0.011	0.009	0.005
	1,1-Dichloropropene	mg/L	0.001			<0.001	<0.001	<0.001	<0.001	<0.001	<0.001	<0.001	<0.001	<0.001	<0.001
	1,2,3-Trichloropropane	mg/L	0.001			<0.001	<0.001	<0.001	<0.001	<0.001	<0.001	<0.001	<0.001	<0.001	<0.001
	1,2-Dibromo-3-chloropropane	mg/L	0.0001			<0.001	<0.001	<0.0001	<0.001	<0.001	<0.0001	<0.001	<0.001	<0.001	<0.0001
	1,2-Dibromoethane	mg/L	0.0001			<0.001	<0.001	<0.0001	<0.001	<0.001	<0.0001	<0.001	<0.001	<0.001	<0.0001
	cis- & trans-1,2-Dibromoethene	mg/L	0.0001	**1.46**	54.2			<0.0001			<0.0001				0.002
	1,2-Dichloroethane	mg/L	0.001	**0.00126**	0.00126	<0.001	<0.001	<0.001	<0.001	<0.001	<0.001	<0.001	<0.001	<0.001	<0.001
	1,2-Dichloropropane	mg/L	0.001			<0.001	<0.001	<0.001	<0.001	<0.001	<0.001	<0.001	<0.001	<0.001	<0.001
	1,3-Dichloropropane	mg/L	0.001			<0.001	<0.001	<0.001	<0.001	<0.001	<0.001	<0.001	<0.001	<0.001	<0.001
	2,2-Dichloropropane	mg/L	0.001			<0.001	<0.001	<0.001	<0.001	<0.001	<0.001	<0.001	<0.001	<0.001	<0.001
	Bromochloromethane	mg/L	0.0001			<0.001	<0.001	<0.0001	<0.001	<0.001	<0.0001	<0.001	<0.001	<0.001	<0.0001
	Bromodichloromethane	mg/L	0.0001	**0.25**	0.25	<0.001	<0.001	<0.0001	<0.001	<0.001	<0.0001	<0.001	<0.001	<0.001	<0.0001
	Bromoethane	mg/L	0.0001					<0.0001			<0.0001				<0.0001
	Bromoethyne	mg/L	0.0001					<0.0001			<0.0001				<0.0001
	Bromoform	mg/L	0.0001	**0.25**	0.25	<0.001	<0.001	<0.0001	<0.001	<0.001	<0.0001	<0.001	<0.001	<0.001	<0.0001
	Bromomethane	mg/L	0.001			<0.001	<0.001	<0.001	<0.001	<0.001	<0.001	<0.001	<0.001	<0.001	<0.001
	Carbon disulfide	mg/L	0.005												
	Carbon tetrachloride	mg/L	0.0001	**0.00075**	0.00075	<0.001	<0.001	<0.0007	<0.001	<0.001	<0.0007	<0.001	<0.001	<0.001	<0.001
	Chlorinated Hydrocarbons	mg/l	0.025			<0.131	<0.025	<0.0247	0.066	<0.025	0.01285	0.5705	0.2905	0.1005	0.076
	Chlorodibromomethane	mg/L	0.0001	**0.25**	0.25	<0.001	<0.001	<0.0001	<0.001	<0.001	<0.0001	<0.001	<0.001	<0.001	<0.0001
	Chloroethane	mg/L	0.001	**0.0118**	0.0118	<0.001	<0.001	<0.001	<0.001	<0.001	<0.001	<0.001	<0.001	<0.001	<0.001
	Chloroform	mg/L	0.000001	**0.25**	0.25	<0.001	<0.001	<0.001	<0.001	<0.001	<0.001	0.044	0.026	0.022	0.011
	Chloromethane	mg/L	0.001			<0.001	<0.001	<0.001	<0.001	<0.001	<0.001	<0.001	<0.001	<0.001	<0.001
	cis-1,2-Dibromoethene	mg/L	0.0001					<0.0001			<0.0001				0.002
	cis-1,2-Dichloroethene	mg/L	0.000001	**3.17**	47.6	<0.001	<0.001	<0.001	0.015	0.004	0.007	0.028	0.056	0.047	0.04
	cis-1,3-Dichloropropene	mg/L	0.001			<0.001	<0.001	<0.001	<0.001	<0.001	<0.001	<0.001	<0.001	<0.001	<0.001
	cis-1,4-Dichloro-2-butene	mg/L	0.001												
	Dibromomethane	mg/L	0.0001			<0.001	<0.001	<0.0001	<0.001	<0.001	<0.0001	<0.001	<0.001	<0.001	<0.0001
	Dichlorodifluoromethane	mg/L	0.001			<0.001	<0.001	<0.001	<0.001	<0.001	<0.001	<0.001	<0.001	<0.001	<0.001
	Dichloromethane	mg/L	0.01	**0.0397**	0.0397	<0.1	<0.01	<0.01	<0.1	<0.01	<0.01	<0.1	<0.01	<0.01	<0.01
	Hexachlorobutadiene	mg/L	0.0001			<0.001	<0.001	<0.001	<0.001	<0.001	<0.001	<0.001	<0.001	<0.001	<0.001
	Hexachloroethane	mg/L	0.0001			<0.005			<0.005			<0.005			
	Iodomethane	mg/L	0.001												
	Other Chlorinated Hydrocarbons	mg/l	0.023			<0.125	<0.023	<0.0227	0.063	<0.023	0.01185	0.5675	0.2895	0.0995	0.075
	Pentachloroethane	mg/L	0.0001			<0.005			<0.005			<0.005			
	Trichloroethene	mg/L	0.000001	**0.0351**	0.0351	<0.001	<0.001	<0.001	<0.001	<0.001	0.001	**0.44**	**0.24**	**0.057**	**0.049**
	Tetrabromoethane	mg/L	0.0001					<0.0001			<0.0001				<0.0001
	Tetrabromoethene	mg/L	0.0001					<0.0001			<0.0001				<0.0001
	Tetrachloroethene	mg/L	0.000001	**1.75**	321	<0.001	<0.001	<0.001	<0.001	<0.001	<0.001	0.076	0.041	0.046	0.026
	CHC (Sum of total)	mg/L	0.01			<0.01			<0.01			<0.01			
	Trihalomethanes	mg/L				<0.001	<0.001	<0.0013	<0.001	<0.001	<0.0013	0.0005 - 0.0455	0.0005 - 0.0275	0.0005 - 0.0235	0.01115
	trans-1,2-Dibromoethene	mg/L	0.0001					<0.0001			<0.0001				<0.0001
	trans-1,2-dichloroethene	mg/L	0.000001			<0.001	<0.001	<0.001	<0.001	<0.001	<0.001	<0.001	<0.001	<0.001	<0.001
	trans-1,3-dichloropropene	mg/L	0.001			<0.001	<0.001	<0.001	<0.001	<0.001	<0.001	<0.001	<0.001	<0.001	<0.001
	trans-1,4-Dichloro-2-butene	mg/L	0.001												
	Tribromoethane	mg/L	0.0001												
	1,1,2-Tribromoethene	mg/L	0.0001					<0.0001			<0.0001				<0.0001
	Trichlorofluoromethane	mg/L	0.001			<0.001	<0.001	<0.001	<0.001	<0.001	<0.001	<0.001	0.009	0.009	0.008
	Vinyl bromide (bromoethene)	mg/L	0.0001	**0.00113**	0.00113			<0.0001			<0.0001				<0.0001
	Vinyl chloride	mg/L	0.000001	**0.0737**	0.0737	<0.001	<0.001	<0.001	<0.001	<0.001	<0.001	<0.001	<0.001	<0.001	<0.001

Note - * Indicates result "*Not typical of TPH*" as described by lab. Potentially due to high TCE reading in same sample

* A range of results indicates that the laboratory reported different concentrations for the same analyte due to different laboratory methods used for analysis

** For some analytical results, the EQL had to be raised due to interference with other analytes

Table 2: Lot 2 Groundwater Analytical Results

Field_ID						Q5238-04	MWG54	Q4059-02	Q5654-05	Q5239-04	MWG57	Q4066-01	Q4066-02	Q4067-01	Q5660-01	Q5240-05	MWG59
Location_Code						MWG49	MWG54	MWG54	MWG54	MWG54	MWG57	MWG57	MWG57	MWG57	MWG57	MWG57	MWG59
Monitoring_Zone						Lot 2	Lot 2	Lot 2	Lot 2	Lot 2	Lot 2	Lot 2	Lot 2	Lot 2	Lot 2	Lot 2	Lot 2
Sampled_Date_Time						25/05/2010	16/10/2006	19/03/2008	25/03/2009	26/05/2010	10/10/2006	1/04/2008	1/04/2008	1/04/2008	1/04/2009	27/05/2010	11/10/2006
Chem_Group	**ChemName**	**output unit**	**EQL**	**Risk Based Criteria Site and Lot 2**	**Risk Based Criteria Site and Lot 2 only Inhalation**												
Sample Quality Parameters	pH (Lab)	pH_Units	0.01														
	Total Dissolved Solids @180°C	mg/L	1				520		410		410	350	350	334	320		300
	Sodium	mg/L	0.05						62			71	75	77	78		
	Sodium (Filtered)	mg/L	0.05				100				120						77
	Potassium	mg/L	0.05						8.6			6.6	7	7	4.3		
	Potassium (Filtered)	mg/L	0.05				7.7				9.4						6.5
	Calcium	mg/L	0.05						17			8	7.6	7	8		
	Calcium (Filtered)	mg/L	0.05				22				24						40
	Magnesium	mg/L	0.05						27			6.8	7.2	7	8.2		
	Magnesium (Filtered)	mg/L	0.05				28				13						15
	Chloride	mg/L	1				94		68		180	97	94	97.4	97		69
	Sulphate (as SO4)	mg/L	1						74			27	25	34	35		
	Sulphate (as SO4) (Filtered)	mg/L	1				160				28						67
	Sulphur (as S)	mg/L	1											11			
	Bicarbonate Alkalinity	mg/L	1						80			18	20		20		
	Bicarbonate Alkalinity (as CaCO3)	mg/L	1				84				44			14			130
	Carbonate Alkalinity	mg/L	1						<1			<1	<1		<1		
	Carbonate Alkalinity (as CaCO3)	mg/L	1				<1				<1			<1			<1
	Nitrogen (Total Oxidised)	mg/L	0.01											10.3			
	Nitrate (as N)	mg/L	0.01				74		15		36	10	10	10.3	11		20
	Nitrate as NO3(2-)	mg/L	1									44	44				
	Nitrite (as N)	mg/L	0.01				<1				<1	<1	<1	0.011			<1
	Ammonia	mg/L	0.01											0.031			
	Ammonia (as N)	mg/L	0.01				0.02				0.21	<0.01	<0.01				0.24
	Total Kjeldahl Nitrogen (as N)	mg/L	0.1				<0.1				0.4	<0.1	<0.1				0.8
	Fluoride	mg/L	1				<1				<1	<1	<1				<1
	Total Organic Carbon	mg/L	1									2	2	3			
	Hydroxide Alkalinity (as CaCO3)	mg/L	1											<1			
	Ionic Balance	%	0.01											0.44			
	Phosphorus	mg/L	0.01				<0.01				<0.01	<0.01	<0.01	0.06			<0.01
	Total Alkalinity (as CaCO3)	mg/L	1				84		80		44	18	20	14	20		130
	Total Anions	meq/L	0.01											4.48			
	Total Cations	meq/L	0.01											4.52			
Heavy Metals	Aluminium	mg/L	0.001	**309**	309				0.47			0.015	0.013		0.14		
	Aluminium (Filtered)	mg/L	0.001	**309**	309		0.005				0.011			0.01			<0.001
	Arsenic	mg/L	0.0002	**0.00241**	0.00241				<0.0005			<0.0002	<0.0002		<0.0005		
	Arsenic (Filtered)	mg/L	0.0002	**0.00241**	0.00241		0.0005				0.0004			<0.001			0.0006
	Cadmium	mg/L	0.00005	**0.309**	0.309				<0.0001			<0.00005	<0.00005		0.0002		
	Cadmium (Filtered)	mg/L	0.00005	**0.309**	0.309		<0.00005				0.00006			<0.0001			<0.00005
	Chromium	mg/L	0.0002	**0.928**	0.928				0.0036			0.0014	0.0014		0.0006		
	Chromium (Filtered)	mg/L	0.0002	**0.928**	0.928		0.0024				<0.0002			0.001			0.0002
	Copper	mg/L	0.0005						0.0013			0.0009	0.0013		<0.0005		
	Copper (Filtered)	mg/L	0.0005				0.0026				<0.0005			<0.001			0.0005
	Iron (ferrous)	mg/L	0.05				<0.05				1.3	0.08	0.08	<0.05			0.16
	Iron	mg/L	0.001	**217**	217				0.49			0.085	0.089		0.31		
	Iron (Filtered)	mg/L	0.001	**217**	217		0.027				1.4			0.06			0.18
	Lead	mg/L	0.0001						0.001			0.0003	0.0002		<0.001		
	Lead (Filtered)	mg/L	0.0001				<0.0001				<0.0001			<0.001			<0.0001
	Manganese	mg/L	0.001	**14.2**	14.2				0.013			0.039	0.037		0.02		
	Manganese (Filtered)	mg/L	0.001	**14.2**	14.2		0.004				0.76			0.039			0.14
	Mercury	mg/L	0.00001						<0.0001			<0.00001	<0.00001		<0.0001		
	Mercury (Filtered)	mg/L	0.00001				<0.00001				<0.00001			<0.0001			<0.00001
	Nickel	mg/L	0.0002	**3.86**	3.86				0.002			0.011	0.01		<0.001		
	Nickel (Filtered)	mg/L	0.0002	**3.86**	3.86		0.019				0.021			0.011			0.0036
	Zinc	mg/L	0.0005						0.22			0.0085	0.0068		0.35		
	Zinc (Filtered)	mg/L	0.0005				0.02				0.017			0.006			0.016
Amino Aliphatics	Cyclohexylamine	mg/L	0.2														
	Dibutylamine	mg/L	0.2														
	Diethylamine	mg/L	0.2														
	Dimethylamine	mg/L	0.2	**0.0018**	0.361												
	Dipropylamine	mg/L	0.2														
	Monoisopropylamine	mg/L	0.2														
	n-Butylamine	mg/L	0.2														
	n-Heptylamine	mg/L	0.2														
	n-Hexylamine	mg/L	0.2														
	n-Nitrosodiethylamine	mg/L	0.002														
	n-Nitrosodi-n-butylamine	mg/L	0.002														
	n-Nitrosodi-n-propylamine	mg/L	0.002														
	n-Nitrosomethylethylamine	mg/L	0.002														
	n-Propylamine	mg/L	0.2														
Amino Aromatics	1-Naphthylamine	mg/L	0.002														
	n-Nitrosodiphenylamine & Diphenylamine	mg/L	0.004														
Anilines	2-Nitroaniline	mg/L	0.004														
	3-Nitroaniline	mg/L	0.004														
	4-Chloroaniline	mg/L	0.002														
	4-Nitroaniline	mg/L	0.002														
	2-methyl-5-nitroaniline	mg/L	0.002														
	Aniline	mg/L	0.002														

Golder Associates

November 2011

Table 2: Lot 2 Groundwater Analytical Results

Field_ID						Q5238-04	MWG54	Q4059-02	Q5654-05	Q5239-04	MWG57	Q4066-01	Q4066-02	Q4067-01	Q5660-01	Q5240-05	MWG59
Location_Code						MWG49	MWG54	MWG54	MWG54	MWG54	MWG57	MWG57	MWG57	MWG57	MWG57	MWG57	MWG59
Monitoring_Zone						Lot 2	Lot 2	Lot 2	Lot 2	Lot 2	Lot 2	Lot 2	Lot 2	Lot 2	Lot 2	Lot 2	Lot 2
Sampled_Date_Time						25/05/2010	16/10/2006	19/03/2008	25/03/2009	26/05/2010	10/10/2006	1/04/2008	1/04/2008	1/04/2008	1/04/2009	27/05/2010	11/10/2006
Chem_Group	**ChemName**	**output unit**	**EQL**	**Risk Based Criteria Site and Lot 2**	**Risk Based Criteria Site and Lot 2 only Inhalation**												
Explosives	1,3,5-Trinitrobenzene	mg/L	0.002														
	2,4-Dinitrotoluene	mg/L	0.004														
	2,6-Dinitrotoluene	mg/L	0.004														
	Nitrobenzene	mg/L	0.002														
Glycols	Dipropylene glycol, methyl ether	mg/L	0.01														
Halogenated Benzenes	1,2,3-Trichlorobenzene	mg/L	0.0005			<0.001	<0.001	<0.001	<0.001	<0.001	<0.001	<0.001	<0.001	<0.005	<0.001	<0.001	<0.001
	1,2,4,5-Tetrachlorobenzene	mg/L	0.0001				<0.0001				<0.0001						<0.0001
	1,2,4-Trichlorobenzene	mg/L	0.0001	**0.76**	21.5	<0.001	<0.0001	<0.001	<0.001	<0.001	<0.0001	<0.001	<0.001	<0.005	<0.001	<0.001	<0.0001
	1,2-Dichlorobenzene	mg/L	0.0001	**39.6**	60.5	<0.001	<0.0001	<0.001	<0.001	<0.001	<0.0001	<0.001	<0.001	<0.005	<0.001	<0.001	<0.001 - 0.00
	1,3,5-Trichlorobenzene	mg/L	0.0001				<0.0001				<0.0001						<0.0001
	1,3-Dichlorobenzene	mg/L	0.0001	**16.8**	16.8	<0.001	<0.0001	<0.001	<0.001	<0.001	<0.0001	<0.001	<0.001	<0.005	<0.001	<0.001	<0.001 - 0.00
	1,4-Dichlorobenzene	mg/L	0.0001	**0.00373**	0.00373	<0.001	<0.0001	<0.001	<0.001	<0.001	<0.0001	<0.001	<0.001	<0.005	<0.001	<0.001	<0.001 - 0.00
	2-Chlorotoluene	mg/L	0.0005			<0.001	<0.001	<0.001	<0.001	<0.001	<0.001	<0.001	<0.001	<0.005	<0.001	<0.001	<0.001
	4-Chlorotoluene	mg/L	0.0005			<0.001	<0.001	<0.001	<0.001	<0.001	<0.001	<0.001	<0.001	<0.005	<0.001	<0.001	<0.001
	Bromobenzene	mg/L	0.0001			<0.0001	<0.0001	<0.001	<0.0001	<0.0001	<0.0001	<0.001	<0.001	<0.005	<0.0001	<0.0001	<0.0001
	Chlorobenzene	mg/L	0.000001	**2.74**	80.3	<0.001	<0.001	<0.001	<0.001	<0.001	<0.001	<0.001	<0.001	<0.005	<0.001	<0.001	<0.001
	Hexachlorobenzene	mg/L	0.0001				<0.0001				<0.0001						<0.0001
	Pentachlorobenzene	mg/L	0.0001				<0.0001				<0.0001						<0.0001
Halogenated Phenols	2,3,4,5-Tetrachlorophenol	mg/L	0.005														
	2,3,4,6-Tetrachlorophenol	mg/L	0.0001				<0.0001	<0.0001			<0.0001						<0.0001
	2,4,5-Trichlorophenol	mg/L	0.0001				<0.0001	<0.0001			<0.0001						<0.0001
	2,4,6-Trichlorophenol	mg/L	0.0001	**0.12**	54.5		<0.0001	<0.0001			<0.0001						<0.0001
	2,4-Dichlorophenol	mg/L	0.0001	**0.482**	16200		<0.0001	<0.0001			<0.0001						<0.0001
	2,6-Dichlorophenol	mg/L	0.0001				<0.0001	<0.0001			<0.0001						<0.0001
	2-Chlorophenol	mg/L	0.00005				<0.0001	<0.0001			<0.0001						<0.0001
	Hexachlorophenol	mg/L	0.0001														
	Pentachlorophenol	mg/L	0.00005	**0.00302**	27.1		<0.0001	<0.0001			<0.0001						<0.0001
	Tetrachlorophenols (Sum of total)	mg/L	0.005														
Herbicides	Dinoseb	mg/L	0.0001				<0.0001	<0.0001			<0.0001						<0.0001
	Pronamide	mg/L	0.002														
MAH	1,2,4-trimethylbenzene	mg/L	0.001	**2.11**	11	<0.001	<0.001	<0.001	<0.001	<0.001	<0.001	<0.001	<0.001	<0.005	<0.001	<0.001	<0.001
	1,3,5-Trimethylbenzene	mg/L	0.001	**2.76**	8.65	<0.001	<0.001	<0.001	<0.001	<0.001	<0.001	<0.001	<0.001	<0.005	<0.001	<0.001	<0.001
	Benzene	mg/L	0.001	**0.00274**	0.00274	<0.001	<0.001	<0.001	<0.001	<0.001	<0.001	<0.001	<0.001	<0.001	<0.001	<0.001	<0.001
	Ethylbenzene	mg/L	0.001	**9.33**	3440	<0.001	<0.001	<0.001	<0.001	<0.001	<0.001	<0.001	<0.001	<0.002	<0.001	<0.001	<0.001
	Isopropylbenzene	mg/L	0.001	**4.16**	534	<0.001	<0.001	<0.001	<0.001	<0.001	<0.001	<0.001	<0.001	<0.005	<0.001	<0.001	<0.001
	n-Butylbenzene	mg/L	0.001			<0.001	<0.001	<0.001	<0.001	<0.001	<0.001	<0.001	<0.001	<0.005	<0.001	<0.001	<0.001
	n-Propylbenzene	mg/L	0.001	**0.595**	42.2	<0.001	<0.001	<0.001	<0.001	<0.001	<0.001	<0.001	<0.001	<0.005	<0.001	<0.001	<0.001
	p-Isopropyltoluene	mg/L	0.001	**4.5**	529	<0.001	<0.001	<0.001	<0.001	<0.001	<0.001	<0.001	<0.001	<0.005	<0.001	<0.001	<0.001
	sec-Butylbenzene	mg/L	0.001			<0.001	<0.001	<0.001	<0.001	<0.001	<0.001	<0.001	<0.001	<0.005	<0.001	<0.001	<0.001
	Styrene	mg/L	0.001	**0.9**	585	<0.001	<0.001	<0.001	<0.001	<0.001	<0.001	<0.001	<0.001	<0.005	<0.001	<0.001	<0.001
	tert-Butylbenzene	mg/L	0.001			<0.001	<0.001	<0.001	<0.001	<0.001	<0.001	<0.001	<0.001	<0.005	<0.001	<0.001	<0.001
	Toluene	mg/L	0.001	**28.8**	382	<0.001	<0.001	<0.001	<0.001	<0.001	<0.001	<0.001	<0.001	<0.002	<0.001	<0.001	<0.001
	Total BTEX (QLD EPA 1999 Draft)	mg/L	0.005			<0.005	<0.005	<0.005	<0.005	<0.005	<0.005	<0.005	<0.005	<0.025	<0.005	<0.005	<0.005
	MAH (Sum of Total) (Vic EPA 448.3)	mg/L	0.006				<0.006	<0.006	<0.006		<0.006	<0.006	<0.006	<0.03	<0.006		<0.006
	Xylenes (m & p)	mg/L	0.001	**89**	122	<0.001	<0.001	<0.001	<0.001	<0.001	<0.001	<0.001	<0.001	<0.002	<0.001	<0.001	<0.001
	Xylene (o)	mg/L	0.001	**89**	122	<0.001	<0.001	<0.001	<0.001	<0.001	<0.001	<0.001	<0.001	<0.002	<0.001	<0.001	<0.001
	Xylenes (Sum of m,p & o)	mg/L	0.002	**89**	122	<0.002	<0.002	<0.002	<0.002	<0.002	<0.002	<0.002	<0.002	<0.004	<0.002	<0.002	<0.002
	Total MAHs	mg/L				<0.006	<0.006	<0.006	<0.006	<0.006	<0.006	<0.006	<0.006	<0.014	<0.006	<0.006	<0.006

Golder Associates

November 2011

Table 2: Lot 2 Groundwater Analytical Results

Field_ID							Q5238-04	MWG54	Q4059-02	Q5654-05	Q5239-04	MWG57	Q4066-01	Q4066-02	Q4067-01	Q5660-01	Q5240-05	MWG59
Location_Code							MWG49	MWG54	MWG54	MWG54	MWG54	MWG57	MWG57	MWG57	MWG57	MWG57	MWG57	MWG59
Monitoring_Zone							Lot 2	Lot 2	Lot 2	Lot 2	Lot 2	Lot 2	Lot 2	Lot 2	Lot 2	Lot 2	Lot 2	Lot 2
Sampled_Date_Time							25/05/2010	16/10/2006	19/03/2008	25/03/2009	26/05/2010	10/10/2006	1/04/2008	1/04/2008	1/04/2008	1/04/2009	27/05/2010	11/10/2006
Chem_Group	**ChemName**	**output unit**	**EQL**	**Risk Based Criteria Site and Lot 2**	**Risk Based Criteria Site and Lot 2 only Inhalation**													
Organochlorine Pesticides	4,4-DDE	mg/L	0.002															
	a-BHC	mg/L	0.002															
	Aldrin	mg/L	0.002															
	Aldrin & Dieldrin (Sum of total)	mg/L	0.004															
	b-BHC & g-BHC (Sum of total)	mg/L	0.004															
	d-BHC	mg/L	0.002															
	DDD	mg/L	0.002															
	DDT	mg/L	0.004															
	DDT+DDE+DDD (Sum of total)	mg/L	0.008															
	Dieldrin	mg/L	0.002															
	Endosulfan I	mg/L	0.002															
	Endosulfan II	mg/L	0.002															
	Endosulfan sulphate	mg/L	0.002															
	Endrin	mg/L	0.002															
	Heptachlor	mg/L	0.002															
	Heptachlor & heptachlor edpoxide (Sum of total)	mg/l	0.004															
	Heptachlor epoxide	mg/L	0.002															
	Organochlorine Pesticides	mg/l	0.0001					<0.0001				<0.0001						<0.0001
	Other Organochlorine Pesticides	mg/l	0.0001					<0.0001				<0.0001						<0.0001
Organophosphorous Pesticides	Chlorfenvinphos E	mg/L	0.002															
	Chlorfenvinphos Z	mg/L	0.002															
	Chlorpyriphos	mg/L	0.002															
	Chlorpyriphos-methyl	mg/L	0.002															
	Diazinon	mg/L	0.002															
	Dichlorvos	mg/L	0.002															
	Dimethoate	mg/L	0.002															
	Ethion	mg/L	0.002															
	Fenthion	mg/L	0.002															
	Malathion	mg/L	0.002															
	Pirimphos-ethyl	mg/L	0.002															
	Prothiofos	mg/L	0.002															
Other	Azobenzene	mg/L	0.002															
	Benzo(a)pyrene (TEQs)	mg/L						<0.00024				<0.00024						<0.00024
	Benzo(e)pyrene	mg/L	0.0001															
	Butane	mg/L	0.02												<0.02			
	Butene	mg/L	0.02												<0.02			
	cis-Dihydro-alpha-Terpineol	mg/L	0.01															
	Coronene	mg/L	0.0001															
	Dimethyl heptanone	mg/L	0.005															
	Ethane	mg/L	0.01												<0.01			
	Ethene	mg/L	0.01												<0.01			
	Eucalyptol	mg/L	0.01															
	Ferrous Iron	mg/L	0.05							<0.1						<0.1		
	Methane	mg/L	0.01												<0.01			
	Perylene	mg/L	0.0001															
	Propane	mg/L	0.01												<0.01			
	Propene	mg/L	0.01												<0.01			
PAH	1-Methylnaphthalene	mg/L	0.0001					<0.0001				<0.0001						<0.0001
	2-Chloronaphthalene	mg/L	0.0001					<0.0001				<0.0001						<0.0001
	2-Methylnaphthalene	mg/L	0.0001	**0.133**	0.133			<0.0001				<0.0001						<0.0001
	3-Methylcholanthrene	mg/L	0.0001					<0.0001				<0.0001						<0.0001
	7,12-Dimethylbenz(a)anthracene	mg/L	0.0001					<0.0001				<0.0001						<0.0001
	Acenaphthene	mg/L	0.0001					<0.0001				<0.0001						<0.0001
	Acenaphthylene	mg/L	0.0001					<0.0001				<0.0001						<0.0001
	Anthracene	mg/L	0.0001					<0.0001				<0.0001						<0.0001
	Benz(a)anthracene	mg/L	0.0001					<0.0001				<0.0001						<0.0001
	Benzo(a)pyrene	mg/L	0.00005	**0.000366**	0.000366			<0.0001				<0.0001						<0.0001
	Benzo(b)fluoranthene	mg/L	0.0001					<0.0001				<0.0001						<0.0001
	Benzo(g,h,i)perylene	mg/L	0.0001					<0.0001				<0.0001						<0.0001
	Benzo(k)fluoranthene	mg/L	0.0001					<0.0001				<0.0001						<0.0001
	Chrysene	mg/L	0.0001					<0.0001				<0.0001						<0.0001
	Dibenz(a,h)anthracene	mg/L	0.0001					<0.0001				<0.0001						<0.0001
	Fluoranthene	mg/L	0.0001					<0.0001				<0.0001						<0.0001
	Fluorene	mg/L	0.0001					<0.0001				<0.0001						<0.0001
	Indeno(1,2,3-c,d)pyrene	mg/L	0.0001					<0.0001				<0.0001						<0.0001
	Naphthalene	mg/L	0.0001	**1.89**	23.7		<0.001	<0.0001	<0.001	<0.001	<0.001	<0.0001	<0.001	<0.001	<0.007	<0.001	<0.001	<0.0001
	Phenanthrene	mg/L	0.0001					<0.0001				<0.0001						<0.0001
	Pyrene	mg/L	0.0001					<0.0001				<0.0001						<0.0001
Pesticides-Others	Carbazole	mg/L	0.002															
	Chlorobenzilate	mg/L	0.002															
Phenolics	2,4-Dimethylphenol	mg/L	0.0001	**4.23**	72300			<0.0001	<0.0001			<0.0001						<0.0001
	2,4-Dinitrophenol	mg/L	0.0001					<0.0001	<0.0001			<0.0001						<0.0001
	2,5-Dimethylphenol	mg/L	0.0001					0.0001	<0.0001			<0.0001						<0.0001
	2,6-Dimethylphenol	mg/L	0.0001	**0.124**				<0.0001	<0.0001			<0.0001						<0.0001
	2-Methylphenol	mg/L	0.0001	**11.8**	232000			<0.0001	<0.0001			<0.0001						<0.0001
	2-Nitrophenol	mg/L	0.0001					<0.0001	<0.0001			<0.0001						<0.0001
	3- & 4- Methylphenol	mg/L	0.0001					<0.0001	<0.0001			<0.0001						<0.0001
	3-Methylphenol	mg/L	0.0001	**312000**														
	4,6-Dinitro-2-methylphenol	mg/L	0.0001					<0.0001	<0.0001			<0.0001						<0.0001
	4-Chloro-3-methylphenol	mg/L	0.00005					<0.0001	<0.0001			<0.0001						<0.0001
	4-Methylphenol	mg/L	0.0001	**27300**														
	4-Nitrophenol	mg/L	0.0001					<0.0001	<0.0001			<0.0001						<0.0001
	Phenol	mg/L	0.0001	**80.5**	3.6E6			<0.0001	<0.0001			<0.0001						<0.0001

Golder Associates

November 2011

Table 2: Lot 2 Groundwater Analytical Results

Field_ID						Q5238-04	MWG54	Q4059-02	Q5654-05	Q5239-04	MWG57	Q4066-01	Q4066-02	Q4067-01	Q5660-01	Q5240-05	MWG59
Location_Code						MWG49	MWG54	MWG54	MWG54	MWG54	MWG57	MWG57	MWG57	MWG57	MWG57	MWG57	MWG59
Monitoring_Zone						Lot 2	Lot 2	Lot 2	Lot 2	Lot 2	Lot 2	Lot 2	Lot 2	Lot 2	Lot 2	Lot 2	Lot 2
Sampled_Date_Time						25/05/2010	16/10/2006	19/03/2008	25/03/2009	26/05/2010	10/10/2006	1/04/2008	1/04/2008	1/04/2008	1/04/2009	27/05/2010	11/10/2006
Chem_Group	**ChemName**	**output unit**	**EQL**	**Risk Based Criteria Site and Lot 2**	**Risk Based Criteria Site and Lot 2 only Inhalation**												
Phthalates	Bis(2-ethylhexyl) phthalate	mg/L	0.0001	**0.0028**	35700		<0.0001		<0.001		<0.0001				<0.001		<0.0001
	Butylbenzyl phthalate	mg/L	0.0001				<0.0001		<0.001		<0.0001				<0.001		<0.0001
	Diethyl phthalate	mg/L	0.0001				<0.0001		<0.001		<0.0001				<0.001		<0.0001
	Dimethyl phthalate	mg/L	0.0001				<0.0001		<0.001		<0.0001				<0.001		<0.0001
	Di-n-butyl phthalate	mg/L	0.001				<0.001		<0.001		<0.001				<0.001		<0.001
	Di-n-octyl phthalate	mg/L	0.0001				<0.0001		<0.001		<0.0001				<0.001		<0.0001
Solvents	Methyl Ethyl Ketone	mg/L	0.005	**186**	187000		<0.005				<0.005	<0.005	<0.005	<0.05			<0.005
	2-Hexanone	mg/L	0.01											<0.05			
	4-Methyl-2-pentanone	mg/L	0.001	**22.5**	58000		<0.001				<0.001	<0.001	<0.001	<0.05			<0.001
	Acetone	mg/L	0.02	**284**	125000		<0.02				<0.02	<0.02	<0.02				<0.02
	Isophorone	mg/L	0.0001	**2.8**	15		<0.0001				<0.0001						<0.0001
	Vinyl acetate	mg/L	0.01											<0.05			
SVOCs	2-(Acetylamino) fluorene	mg/L	0.0001														
	2-Methylcholanthrene	mg/L	0.0001														
	2-Picoline	mg/L	0.002														
	3,3-Dichlorobenzidine	mg/L	0.002														
	4-(Dimethylamino) azobenzene	mg/L	0.002														
	4-Aminobiphenyl	mg/L	0.002														
	4-Bromophenyl phenyl ether	mg/L	0.002														
	4-Chlorophenyl phenyl ether	mg/L	0.002														
	4-Nitroquinoline-n-oxide	mg/L	0.002														
	Acetophenone	mg/L	0.0001	**26.4**			<0.0001				<0.0001						<0.0001
	Bis(2-chloroethoxy) methane	mg/L	0.002														
	Bis(2-chloroethyl) ether	mg/L	0.002														
	Dibenzofuran	mg/L	0.002														
	Hexachlorocyclopentadiene	mg/L	0.0001				<0.0001				<0.0001						<0.0001
	Hexachlorophene	mg/L	0.0001				<0.0001	<0.0001			<0.0001						<0.0001
	Hexachloropropene	mg/L	0.0001				<0.0001				<0.0001						<0.0001
	Methapyrilene	mg/L	0.002														
	n-Nitrosomorpholine	mg/L	0.002														
	n-Nitrosopiperidine	mg/L	0.002														
	n-Nitrosopyrrolidine	mg/L	0.004														
	Pentachloronitrobenzene	mg/L	0.002														
	Phenacetin	mg/L	0.002														
Total Petroleum Hydrocarbons	Total C6-C36	mg/L	0.05			<0.05		<0.05	<0.05	<0.05		0.33	0.19		0.12	0.14*	
	TPH C 6 - C 9 Fraction	mg/L	0.00001	**1920**		<0.01	<0.01	<0.01	<0.01	<0.01	<0.01	0.2	0.17	1.17	0.12	0.14*	<0.01
	TPH C10 - C14 Fraction	mg/L	0.00001	**0.655**	325	<0.01	<0.01	<0.01	<0.01	<0.01	<0.01	0.05	0.02	<0.05	<0.01	<0.01	<0.01
	TPH C15 - C28 Fraction	mg/L	0.05	**9.82**	486	<0.05	<0.05	<0.05	<0.05	<0.05	<0.05	0.08	<0.05	0.1	<0.05	<0.05	<0.05
	TPH C29-C36 Fraction	mg/L	0.05	**13.1**	46200	<0.05	<0.05	<0.05	<0.05	<0.05	<0.05	<0.05	<0.05	<0.05	<0.05	<0.05	<0.05
	TPH+C10 - C36 (Sum of total)	mg/L	0.05			<0.11	<0.11	<0.11	<0.11	<0.11	<0.11	0.155	0.07	0.15	<0.11	<0.11	<0.11
	TPH+C10 - C40 (Sum of total)	mg/L	0.00005				<0.05				<0.05						<0.05

Golder Associates

November 2011

Table 2: Lot 2 Groundwater Analytical Results

Field_ID						Q5238-04	MWG54	Q4059-02	Q5654-05	Q5239-04	MWG57	Q4066-01	Q4066-02	Q4067-01	Q5660-01	Q5240-05	MWG59
Location_Code						MWG49	MWG54	MWG54	MWG54	MWG54	MWG57	MWG57	MWG57	MWG57	MWG57	MWG57	MWG59
Monitoring_Zone						Lot 2	Lot 2	Lot 2	Lot 2	Lot 2	Lot 2	Lot 2	Lot 2	Lot 2	Lot 2	Lot 2	Lot 2
Sampled_Date_Time						25/05/2010	16/10/2006	19/03/2008	25/03/2009	26/05/2010	10/10/2006	1/04/2008	1/04/2008	1/04/2008	1/04/2009	27/05/2010	11/10/2006
Chem_Group	**ChemName**	**output unit**	**EQL**	**Risk Based Criteria Site and Lot 2**	**Risk Based Criteria Site and Lot 2 only Inhalation**												
Volatile Organic Compounds	1,1,1,2-Tetrachloroethane	mg/L	0.001			<0.001	<0.001	<0.001	<0.001	<0.001	<0.001	<0.001	<0.001	<0.005	<0.001	<0.001	<0.001
	1,1,1-Trichloroethane	mg/L	0.000001			<0.001	<0.001	<0.001	<0.001	<0.001	<0.001	<0.001	<0.001	<0.005	<0.001	<0.001	0.004
	1,1,2,2-Tetrabromoethane	mg/L	0.0001			<0.0001	<0.0001		<0.0001	<0.0001	<0.0001				<0.0001	<0.0001	<0.0001
	1,1,2,2-Tetrabromoethene	mg/L	0.0001				<0.0001				<0.0001						<0.0001
	1,1,2,2-Tetrachloroethane	mg/L	0.001			<0.001	<0.001	<0.001	<0.001	<0.001	<0.001	<0.001	<0.001	<0.005	<0.001	<0.001	<0.001
	1,1,2-Tribromoethane	mg/L	0.0001			<0.0001	<0.0001		<0.0001	<0.0001	<0.0001				<0.0001	<0.0001	<0.0001
	1,1,2-Trichloroethane	mg/L	0.001	**0.00267**	0.00267	<0.001	<0.001	<0.001	<0.001	<0.001	<0.001	<0.001	<0.001	<0.005	<0.001	<0.001	<0.001
	1,1-Dichloroethane	mg/L	0.000001			0.008	<0.001	<0.001	<0.001	<0.001	<0.001	<0.001	<0.001	<0.005	<0.001	<0.001	0.003
	1,1-Dichloroethene	mg/L	0.000001	**3.51**	172	0.004	<0.001	<0.001	<0.001	0.001	<0.001	<0.001	<0.001	<0.005	<0.001	<0.001	0.021
	1,1-Dichloropropene	mg/L	0.001			<0.001	<0.001	<0.001	<0.001	<0.001	<0.001	<0.001	<0.001	<0.005	<0.001	<0.001	<0.001
	1,2,3-Trichloropropane	mg/L	0.001			<0.001	<0.001	<0.001	<0.001	<0.001	<0.001	<0.001	<0.001	<0.005	<0.001	<0.001	<0.001
	1,2-Dibromo-3-chloropropane	mg/L	0.0001			<0.0001	<0.0001	<0.001	<0.0001	<0.0001	<0.0001	<0.001	<0.001	<0.005	<0.0001	<0.0001	<0.0001
	1,2-Dibromoethane	mg/L	0.0001			<0.0001	<0.0001	<0.001	<0.0001	<0.0001	<0.0001	<0.001	<0.001	<0.005	<0.0001	<0.0001	<0.0001
	cis- & trans-1,2-Dibromoethene	mg/L	0.0001	**1.46**	54.2	0.0021			0.0036	0.0039					<0.0001	<0.0001	
	1,2-Dichloroethane	mg/L	0.001	**0.00126**	0.00126	<0.001	<0.001	<0.001	<0.001	<0.001	<0.001	<0.001	<0.001	<0.005	<0.001	<0.001	0.001
	1,2-Dichloropropane	mg/L	0.001			<0.001	<0.001	<0.001	<0.001	<0.001	<0.001	<0.001	<0.001	<0.005	<0.001	<0.001	<0.001
	1,3-Dichloropropane	mg/L	0.001			<0.001	<0.001	<0.001	<0.001	<0.001	<0.001	<0.001	<0.001	<0.005	<0.001	<0.001	<0.001
	2,2-Dichloropropane	mg/L	0.001			<0.001	<0.001	<0.001	<0.001	<0.001	<0.001	<0.001	<0.001	<0.005	<0.001	<0.001	<0.001
	Bromochloromethane	mg/L	0.0001			<0.0001	<0.0001	<0.001	<0.0001	<0.0001	<0.0001	<0.001	<0.001		<0.0001	<0.0001	<0.0001
	Bromodichloromethane	mg/L	0.0001	**0.25**	0.25	<0.0001	<0.0001	<0.001	<0.0001	<0.0001	<0.0001	<0.001	<0.001	<0.005	<0.0001	<0.0001	<0.0001
	Bromoethane	mg/L	0.0001			<0.0001	<0.0001		<0.0001	<0.0001	<0.0001				<0.0001	<0.0001	<0.0001
	Bromoethyne	mg/L	0.0001			<0.0001	<0.0001		<0.0001	<0.0001	<0.0001				<0.0001	<0.0001	<0.0001
	Bromoform	mg/L	0.0001	**0.25**	0.25	<0.0001	<0.0001	<0.001	<0.0001	<0.0001	<0.0001	<0.001	<0.001	<0.005	<0.0001	<0.0001	<0.0001
	Bromomethane	mg/L	0.001			<0.001	<0.001	<0.001	<0.001	<0.001	<0.001	<0.001	<0.001	<0.05	<0.001	<0.001	<0.001
	Carbon disulfide	mg/L	0.005											<0.005			
	Carbon tetrachloride	mg/L	0.0001	**0.00075**	0.00075	<0.0007	<0.001	<0.001	<0.001	<0.0007	<0.001	<0.001	<0.001	<0.005	<0.001	<0.0007	<0.001
	Chlorinated Hydrocarbons	mg/l	0.025			0.04985	0.0025	0.017	0.014	0.01435	0.902	1.412	1.312	1.0165	0.782	0.47185	0.1392
	Chlorodibromomethane	mg/L	0.0001	**0.25**	0.25	<0.0001	<0.0001	<0.001	<0.0001	<0.0001	<0.0001	<0.001	<0.001	<0.005	<0.0001	<0.0001	<0.0001
	Chloroethane	mg/L	0.001	**0.0118**	0.0118	<0.001	<0.001	<0.001	<0.001	<0.001	<0.001	<0.001	<0.001	<0.05	<0.001	<0.001	<0.001
	Chloroform	mg/L	0.000001	**0.25**	0.25	0.01	0.001	<0.001	<0.001	<0.001	<0.001	<0.001	<0.001	<0.005	<0.001	<0.001	0.083
	Chloromethane	mg/L	0.001			<0.001	<0.001	<0.001	<0.001	<0.001	<0.001	<0.001	<0.001	<0.05	<0.001	<0.001	<0.001
	cis-1,2-Dibromoethene	mg/L	0.0001			0.0017	0.0012		0.003	0.0033	<0.0001				<0.0001	<0.0001	0.045
	cis-1,2-Dichloroethene	mg/L	0.000001	**3.17**	47.6	0.033	<0.001	<0.001	<0.001	0.002	<0.001	<0.001	<0.001	<0.005	<0.001	<0.001	0.006
	cis-1,3-Dichloropropene	mg/L	0.001			<0.001	<0.001	<0.001	<0.001	<0.001	<0.001	<0.001	<0.001	<0.005	<0.001	<0.001	<0.001
	cis-1,4-Dichloro-2-butene	mg/L	0.001											<0.005			
	Dibromomethane	mg/L	0.0001			<0.0001	<0.0001	<0.001	<0.0001	<0.0001	<0.0001	<0.001	<0.001	<0.005	<0.0001	<0.0001	<0.0001
	Dichlorodifluoromethane	mg/L	0.001			<0.001	<0.001	<0.001	<0.001	<0.001	<0.001	<0.001	<0.001	<0.05	<0.001	<0.001	<0.001
	Dichloromethane	mg/L	0.01	**0.0397**	0.0397	<0.01	<0.01	<0.01	<0.01	<0.01	<0.01	<0.01	<0.01		<0.01	<0.01	<0.01
	Hexachlorobutadiene	mg/L	0.0001			<0.001	<0.0001	<0.001	<0.001	<0.001	<0.0001	<0.001	<0.001	<0.005	<0.001	<0.001	<0.0001
	Hexachloroethane	mg/L	0.0001				<0.0001				<0.0001						<0.0001
	Iodomethane	mg/L	0.001											<0.005			
	Other Chlorinated Hydrocarbons	mg/l	0.023			0.04885	0.0025	0.016	0.013	0.01335	0.901	1.411	1.311	0.9889999999	0.781	0.47085	0.1382
	Pentachloroethane	mg/L	0.0001				<0.0001				<0.0001			<0.005			<0.0001
	Trichloroethene	mg/L	0.000001	**0.0351**	0.0351	0.025	0.002	0.005	0.002	0.002	**0.89**	**1.4**	**1.3**	**0.959**	**0.77**	**0.46**	0.02
	Tetrabromoethane	mg/L	0.0001			<0.0001			<0.0001	<0.0001					<0.0001	<0.0001	
	Tetrabromoethene	mg/L	0.0001			<0.0001			<0.0001	<0.0001					<0.0001	<0.0001	
	Tetrachloroethene	mg/L	0.000001	**1.75**	321	0.014	0.013	0.021	0.012	0.006	<0.001	<0.001	<0.001	<0.005	<0.001	<0.001	0.045
	CHC (Sum of total)	mg/L	0.01														
	Trihalomethanes	mg/L				0.01015	0.0005 - 0.0011	<0.001	<0.0013	<0.0013	<0.001	<0.001	<0.004	<0.005	<0.0013	<0.0013	0.0005 - 0.08
	trans-1,2-Dibromoethene	mg/L	0.0001			0.0004	0.0005		0.0006	0.0006	<0.0001				<0.0001	<0.0001	0.01
	trans-1,2-dichloroethene	mg/L	0.000001			<0.001	<0.001	<0.001	<0.001	<0.001	<0.001	<0.001	<0.001	<0.005	<0.001	<0.001	<0.001
	trans-1,3-dichloropropene	mg/L	0.001			<0.001	<0.001	<0.001	<0.001	<0.001	<0.001	<0.001	<0.001	<0.005	<0.001	<0.001	<0.001
	trans-1,4-Dichloro-2-butene	mg/L	0.001											<0.005			
	Tribromoethane	mg/L	0.0001														
	1,1,2-Tribromoethene	mg/L	0.0001			0.0007	<0.0001		<0.0001	<0.0001	<0.0001				<0.0001	<0.0001	<0.0001
	Trichlorofluoromethane	mg/L	0.001			0.013	<0.001	<0.001	<0.001	<0.001	<0.001	<0.001	<0.001	<0.05	<0.001	<0.001	0.002
	Vinyl bromide (bromoethene)	mg/L	0.0001	**0.00113**	0.00113	**0.0022**	<0.0001		<0.0001	<0.0001	<0.0001				<0.0001	<0.0001	0.0006
	Vinyl chloride	mg/L	0.000001	**0.0737**	0.0737	<0.001	<0.001	<0.001	<0.001	<0.001	<0.001	<0.001	<0.001	<0.05	<0.001	<0.001	<0.001

Note - * Indicates result "*Not typical of TPH*" as described by lab. Potentially due to high TCE reading in same sample

* A range of results indicates that the laboratory reported different concentrations for the same analyte due to different laboratory methods used for analysis

** For some analytical results, the EQL had to be raised due to interference with other analytes

Table 2: Lot 2 Groundwater Analytical Results

					Field_ID	Q4060-01	Q5655-01	Q5238-05	Q5209-04	Q5240-01	Q5209-02	Q5240-02	Q5209-01	Q5240-03
					Location_Code	MWG59	MWG59	MWG59	MWG91A	MWG91A	MWG91B	MWG91B	MWG91C	MWG91C
					Monitoring_Zone	Lot 2	Lot 2	Lot 2						
					Sampled_Date_Time	19/03/2008	26/03/2009	25/05/2010	22/09/2009	27/05/2010	22/09/2009	27/05/2010	22/09/2009	27/05/2010
Chem_Group	**ChemName**	**output unit**	**EQL**	**Risk Based Criteria Site and Lot 2**	**Risk Based Criteria Site and Lot 2 only Inhalation**									
Sample Quality Parameters	pH (Lab)	pH_Units	0.01											
	Total Dissolved Solids @180°C	mg/L	1			230	380							
	Sodium	mg/L	0.05			77	58							
	Sodium (Filtered)	mg/L	0.05											
	Potassium	mg/L	0.05			9.2	8.1							
	Potassium (Filtered)	mg/L	0.05											
	Calcium	mg/L	0.05			3.3	2.4							
	Calcium (Filtered)	mg/L	0.05											
	Magnesium	mg/L	0.05			25	27							
	Magnesium (Filtered)	mg/L	0.05											
	Chloride	mg/L	1			81	100							
	Sulphate (as SO4)	mg/L	1			27	38							
	Sulphate (as SO4) (Filtered)	mg/L	1											
	Sulphur (as S)	mg/L	1											
	Bicarbonate Alkalinity	mg/L	1			40	20							
	Bicarbonate Alkalinity (as CaCO3)	mg/L	1											
	Carbonate Alkalinity	mg/L	1			<1	<1							
	Carbonate Alkalinity (as CaCO3)	mg/L	1											
	Nitrogen (Total Oxidised)	mg/L	0.01											
	Nitrate (as N)	mg/L	0.01			13	16		10		8.6		12	
	Nitrate as NO3(2-)	mg/L	1			65								
	Nitrite (as N)	mg/L	0.01			<1			0.01		0.02		0.01	
	Ammonia	mg/L	0.01											
	Ammonia (as N)	mg/L	0.01			0.05			<0.01		<0.01		<0.01	
	Total Kjeldahl Nitrogen (as N)	mg/L	0.1			1			<0.1		<0.1		<0.1	
	Fluoride	mg/L	1			<1								
	Total Organic Carbon	mg/L	1			17								
	Hydroxide Alkalinity (as CaCO3)	mg/L	1											
	Ionic Balance	%	0.01											
	Phosphorus	mg/L	0.01			0.04								
	Total Alkalinity (as CaCO3)	mg/L	1			40	20							
	Total Anions	meq/L	0.01											
	Total Cations	meq/L	0.01											
Heavy Metals	Aluminium	mg/L	0.001	**309**	309	0.003	0.13							
	Aluminium (Filtered)	mg/L	0.001	**309**	309									
	Arsenic	mg/L	0.0002	**0.00241**	0.00241	0.0013	<0.0005							
	Arsenic (Filtered)	mg/L	0.0002	**0.00241**	0.00241									
	Cadmium	mg/L	0.00005	**0.309**	0.309	<0.00005	<0.0001							
	Cadmium (Filtered)	mg/L	0.00005	**0.309**	0.309									
	Chromium	mg/L	0.0002	**0.928**	0.928	0.0005	0.0006							
	Chromium (Filtered)	mg/L	0.0002	**0.928**	0.928									
	Copper	mg/L	0.0005			0.0014	<0.0005							
	Copper (Filtered)	mg/L	0.0005											
	Iron (ferrous)	mg/L	0.05			0.11								
	Iron	mg/L	0.001	**217**	217	0.11	0.17							
	Iron (Filtered)	mg/L	0.001	**217**	217									
	Lead	mg/L	0.0001			<0.0001	<0.001							
	Lead (Filtered)	mg/L	0.0001											
	Manganese	mg/L	0.001	**14.2**	14.2	0.051	0.034							
	Manganese (Filtered)	mg/L	0.001	**14.2**	14.2									
	Mercury	mg/L	0.00001			<0.00001	<0.0001							
	Mercury (Filtered)	mg/L	0.00001											
	Nickel	mg/L	0.0002	**3.86**	3.86	0.013	0.001							
	Nickel (Filtered)	mg/L	0.0002	**3.86**	3.86									
	Zinc	mg/L	0.0005			0.084	0.47							
	Zinc (Filtered)	mg/L	0.0005											
Amino Aliphatics	Cyclohexylamine	mg/L	0.2											
	Dibutylamine	mg/L	0.2											
	Diethylamine	mg/L	0.2											
	Dimethylamine	mg/L	0.2	**0.0018**	0.361									
	Dipropylamine	mg/L	0.2											
	Monoisopropylamine	mg/L	0.2											
	n-Butylamine	mg/L	0.2											
	n-Heptylamine	mg/L	0.2											
	n-Hexylamine	mg/L	0.2											
	n-Nitrosodiethylamine	mg/L	0.002											
	n-Nitrosodi-n-butylamine	mg/L	0.002											
	n-Nitrosodi-n-propylamine	mg/L	0.002											
	n-Nitrosomethylethylamine	mg/L	0.002											
	n-Propylamine	mg/L	0.2											
Amino Aromatics	1-Naphthylamine	mg/L	0.002											
	n-Nitrosodiphenylamine & Diphenylamine	mg/L	0.004											
Anilines	2-Nitroaniline	mg/L	0.004											
	3-Nitroaniline	mg/L	0.004											
	4-Chloroaniline	mg/L	0.002											
	4-Nitroaniline	mg/L	0.002											
	2-methyl-5-nitroaniline	mg/L	0.002											
	Aniline	mg/L	0.002											

Golder Associates

November 2011

Table 2: Lot 2 Groundwater Analytical Results

					Field_ID	Q4060-01	Q5655-01	Q5238-05	Q5209-04	Q5240-01	Q5209-02	Q5240-02	Q5209-01	Q5240-03
					Location_Code	MWG59	MWG59	MWG59	MWG91A	MWG91A	MWG91B	MWG91B	MWG91C	MWG91C
					Monitoring_Zone	Lot 2	Lot 2	Lot 2						
					Sampled_Date_Time	19/03/2008	26/03/2009	25/05/2010	22/09/2009	27/05/2010	22/09/2009	27/05/2010	22/09/2009	27/05/2010
Chem_Group	**ChemName**	**output unit**	**EQL**	**Risk Based Criteria Site and Lot 2**	**Risk Based Criteria Site and Lot 2 only Inhalation**									
Explosives	1,3,5-Trinitrobenzene	mg/L	0.002											
	2,4-Dinitrotoluene	mg/L	0.004											
	2,6-Dinitrotoluene	mg/L	0.004											
	Nitrobenzene	mg/L	0.002											
Glycols	Dipropylene glycol, methyl ether	mg/L	0.01											
Halogenated Benzenes	1,2,3-Trichlorobenzene	mg/L	0.0005			<0.001	<0.001	<0.001	<0.001	<0.001	<0.001	<0.001	<0.001	<0.001
	1,2,4,5-Tetrachlorobenzene	mg/L	0.0001											
	1,2,4-Trichlorobenzene	mg/L	0.0001	**0.76**	21.5	<0.001	<0.001	<0.001	<0.001	<0.001	<0.001	<0.001	<0.001	<0.001
	1,2-Dichlorobenzene	mg/L	0.0001	**39.6**	60.5	<0.001	<0.001	0.002	<0.001	<0.001	<0.001	<0.001	<0.001	<0.001
	1,3,5-Trichlorobenzene	mg/L	0.0001											
	1,3-Dichlorobenzene	mg/L	0.0001	**16.8**	16.8	<0.001	<0.001	<0.001	<0.001	<0.001	<0.001	<0.001	<0.001	<0.001
	1,4-Dichlorobenzene	mg/L	0.0001	**0.00373**	0.00373	<0.001	<0.001	<0.001	<0.001	<0.001	<0.001	<0.001	<0.001	<0.001
	2-Chlorotoluene	mg/L	0.0005			<0.001	<0.001	<0.001	<0.001	<0.001	<0.001	<0.001	<0.001	<0.001
	4-Chlorotoluene	mg/L	0.0005			<0.001	<0.001	<0.001	<0.001	<0.001	<0.001	<0.001	<0.001	<0.001
	Bromobenzene	mg/L	0.0001			<0.001	<0.0001	<0.0001	<0.001	<0.0001	<0.001	<0.0001	<0.001	<0.0001
	Chlorobenzene	mg/L	0.000001	**2.74**	80.3	<0.001	<0.001	<0.001	<0.001	<0.001	<0.001	<0.001	<0.001	<0.001
	Hexachlorobenzene	mg/L	0.0001											
	Pentachlorobenzene	mg/L	0.0001											
Halogenated Phenols	2,3,4,5-Tetrachlorophenol	mg/L	0.005											
	2,3,4,6-Tetrachlorophenol	mg/L	0.0001											
	2,4,5-Trichlorophenol	mg/L	0.0001											
	2,4,6-Trichlorophenol	mg/L	0.0001	**0.12**	54.5									
	2,4-Dichlorophenol	mg/L	0.0001	**0.482**	16200									
	2,6-Dichlorophenol	mg/L	0.0001											
	2-Chlorophenol	mg/L	0.00005											
	Hexachlorophenol	mg/L	0.0001											
	Pentachlorophenol	mg/L	0.00005	**0.00302**	27.1									
	Tetrachlorophenols (Sum of total)	mg/L	0.005											
Herbicides	Dinoseb	mg/L	0.0001											
	Pronamide	mg/L	0.002											
MAH	1,2,4-trimethylbenzene	mg/L	0.001	**2.11**	11	<0.001	<0.001	<0.001	<0.001	<0.001	<0.001	<0.001	<0.001	<0.001
	1,3,5-Trimethylbenzene	mg/L	0.001	**2.76**	8.65	<0.001	<0.001	<0.001	<0.001	<0.001	<0.001	<0.001	<0.001	<0.001
	Benzene	mg/L	0.001	**0.00274**	0.00274	<0.001	<0.001	<0.001	<0.001	<0.001	<0.001	<0.001	<0.001	<0.001
	Ethylbenzene	mg/L	0.001	**9.33**	3440	<0.001	<0.001	<0.001	<0.001	<0.001	<0.001	<0.001	<0.001	<0.001
	Isopropylbenzene	mg/L	0.001	**4.16**	534	<0.001	<0.001	<0.001	<0.001	<0.001	<0.001	<0.001	<0.001	<0.001
	n-Butylbenzene	mg/L	0.001			<0.001	<0.001	<0.001	<0.001	<0.001	<0.001	<0.001	<0.001	<0.001
	n-Propylbenzene	mg/L	0.001	**0.595**	42.2	<0.001	<0.001	<0.001	<0.001	<0.001	<0.001	<0.001	<0.001	<0.001
	p-Isopropyltoluene	mg/L	0.001	**4.5**	529	<0.001	<0.001	<0.001	<0.001	<0.001	<0.001	<0.001	<0.001	<0.001
	sec-Butylbenzene	mg/L	0.001			<0.001	<0.001	<0.001	<0.001	<0.001	<0.001	<0.001	<0.001	<0.001
	Styrene	mg/L	0.001	**0.9**	585	<0.001	<0.001	<0.001	<0.001	<0.001	<0.001	<0.001	<0.001	<0.001
	tert-Butylbenzene	mg/L	0.001			<0.001	<0.001	<0.001	<0.001	<0.001	<0.001	<0.001	<0.001	<0.001
	Toluene	mg/L	0.001	**28.8**	382	<0.001	<0.001	<0.001	<0.001	<0.001	<0.001	<0.001	<0.001	<0.001
	Total BTEX (QLD EPA 1999 Draft)	mg/L	0.005			<0.005	<0.005	<0.005	<0.005	<0.005	<0.005	<0.005	<0.005	<0.005
	MAH (Sum of Total) (Vic EPA 448.3)	mg/L	0.006			<0.006	<0.006		<0.006		<0.006		<0.006	
	Xylenes (m & p)	mg/L	0.001	**89**	122	<0.001	<0.001	<0.001	<0.001	<0.001	<0.001	<0.001	<0.001	<0.001
	Xylene (o)	mg/L	0.001	**89**	122	<0.001	<0.001	<0.001	<0.001	<0.001	<0.001	<0.001	<0.001	<0.001
	Xylenes (Sum of m,p & o)	mg/L	0.002	**89**	122	<0.002	<0.002	<0.002	<0.002	<0.002	<0.002	<0.002	<0.002	<0.002
	Total MAHs	mg/L				<0.006	<0.006	<0.006	<0.006	<0.006	<0.006	<0.006	<0.006	<0.006

Golder Associates

November 2011

Table 2: Lot 2 Groundwater Analytical Results

Field_ID						Q4060-01	Q5655-01	Q5238-05	Q5209-04	Q5240-01	Q5209-02	Q5240-02	Q5209-01	Q5240-03
Location_Code						MWG59	MWG59	MWG59	MWG91A	MWG91A	MWG91B	MWG91B	MWG91C	MWG91C
Monitoring_Zone						Lot 2	Lot 2	Lot 2						
Sampled_Date_Time						19/03/2008	26/03/2009	25/05/2010	22/09/2009	27/05/2010	22/09/2009	27/05/2010	22/09/2009	27/05/2010
Chem_Group	**ChemName**	**output unit**	**EQL**	**Risk Based Criteria Site and Lot 2**	**Risk Based Criteria Site and Lot 2 only Inhalation**									
Organochlorine Pesticides	4,4-DDE	mg/L	0.002											
	a-BHC	mg/L	0.002											
	Aldrin	mg/L	0.002											
	Aldrin & Dieldrin (Sum of total)	mg/L	0.004											
	b-BHC & g-BHC (Sum of total)	mg/L	0.004											
	d-BHC	mg/L	0.002											
	DDD	mg/L	0.002											
	DDT	mg/L	0.004											
	DDT+DDE+DDD (Sum of total)	mg/L	0.008											
	Dieldrin	mg/L	0.002											
	Endosulfan I	mg/L	0.002											
	Endosulfan II	mg/L	0.002											
	Endosulfan sulphate	mg/L	0.002											
	Endrin	mg/L	0.002											
	Heptachlor	mg/L	0.002											
	Heptachlor & heptachlor edpoxide (Sum of total)	mg/l	0.004											
	Heptachlor epoxide	mg/L	0.002											
	Organochlorine Pesticides	mg/l	0.0001											
	Other Organochlorine Pesticides	mg/l	0.0001											
Organophosphorous Pesticides	Chlorfenvinphos E	mg/L	0.002											
	Chlorfenvinphos Z	mg/L	0.002											
	Chlorpyriphos	mg/L	0.002											
	Chlorpyriphos-methyl	mg/L	0.002											
	Diazinon	mg/L	0.002											
	Dichlorvos	mg/L	0.002											
	Dimethoate	mg/L	0.002											
	Ethion	mg/L	0.002											
	Fenthion	mg/L	0.002											
	Malathion	mg/L	0.002											
	Pirimphos-ethyl	mg/L	0.002											
	Prothiofos	mg/L	0.002											
Other	Azobenzene	mg/L	0.002											
	Benzo(a)pyrene (TEQs)	mg/L												
	Benzo(e)pyrene	mg/L	0.0001											
	Butane	mg/L	0.02											
	Butene	mg/L	0.02											
	cis-Dihydro-alpha-Terpineol	mg/L	0.01											
	Coronene	mg/L	0.0001											
	Dimethyl heptanone	mg/L	0.005											
	Ethane	mg/L	0.01											
	Ethene	mg/L	0.01											
	Eucalyptol	mg/L	0.01											
	Ferrous Iron	mg/L	0.05				<0.1							
	Methane	mg/L	0.01											
	Perylene	mg/L	0.0001											
	Propane	mg/L	0.01											
	Propene	mg/L	0.01											
PAH	1-Methylnaphthalene	mg/L	0.0001											
	2-Chloronaphthalene	mg/L	0.0001											
	2-Methylnaphthalene	mg/L	0.0001	**0.133**	0.133									
	3-Methylcholanthrene	mg/L	0.0001											
	7,12-Dimethylbenz(a)anthracene	mg/L	0.0001											
	Acenaphthene	mg/L	0.0001											
	Acenaphthylene	mg/L	0.0001											
	Anthracene	mg/L	0.0001											
	Benz(a)anthracene	mg/L	0.0001											
	Benzo(a)pyrene	mg/L	0.00005	**0.000366**	0.000366									
	Benzo(b)fluoranthene	mg/L	0.0001											
	Benzo(g,h,i)perylene	mg/L	0.0001											
	Benzo(k)fluoranthene	mg/L	0.0001											
	Chrysene	mg/L	0.0001											
	Dibenz(a,h)anthracene	mg/L	0.0001											
	Fluoranthene	mg/L	0.0001											
	Fluorene	mg/L	0.0001											
	Indeno(1,2,3-c,d)pyrene	mg/L	0.0001											
	Naphthalene	mg/L	0.0001	**1.89**	23.7	<0.001	<0.001	<0.001	<0.001	<0.001	<0.001	<0.001	<0.001	<0.001
	Phenanthrene	mg/L	0.0001											
	Pyrene	mg/L	0.0001											
Pesticides-Others	Carbazole	mg/L	0.002											
	Chlorobenzilate	mg/L	0.002											
Phenolics	2,4-Dimethylphenol	mg/L	0.0001	**4.23**	72300									
	2,4-Dinitrophenol	mg/L	0.0001											
	2,5-Dimethylphenol	mg/L	0.0001											
	2,6-Dimethylphenol	mg/L	0.0001	**0.124**										
	2-Methylphenol	mg/L	0.0001	**11.8**	232000									
	2-Nitrophenol	mg/L	0.0001											
	3- & 4- Methylphenol	mg/L	0.0001											
	3-Methylphenol	mg/L	0.0001	**312000**										
	4,6-Dinitro-2-methylphenol	mg/L	0.0001											
	4-Chloro-3-methylphenol	mg/L	0.00005											
	4-Methylphenol	mg/L	0.0001	**27300**										
	4-Nitrophenol	mg/L	0.0001											
	Phenol	mg/L	0.0001	**80.5**	3.6E6									

Golder Associates

November 2011

Table 2: Lot 2 Groundwater Analytical Results

					Field_ID	Q4060-01	Q5655-01	Q5238-05	Q5209-04	Q5240-01	Q5209-02	Q5240-02	Q5209-01	Q5240-03
					Location_Code	MWG59	MWG59	MWG59	MWG91A	MWG91A	MWG91B	MWG91B	MWG91C	MWG91C
					Monitoring_Zone	Lot 2	Lot 2	Lot 2						
					Sampled_Date_Time	19/03/2008	26/03/2009	25/05/2010	22/09/2009	27/05/2010	22/09/2009	27/05/2010	22/09/2009	27/05/2010
Chem_Group	**ChemName**	**output unit**	**EQL**	**Risk Based Criteria Site and Lot 2**	**Risk Based Criteria Site and Lot 2 only Inhalation**									
Phthalates	Bis(2-ethylhexyl) phthalate	mg/L	0.0001	**0.0028**	35700		<0.001							
	Butylbenzyl phthalate	mg/L	0.0001				<0.001							
	Diethyl phthalate	mg/L	0.0001				<0.001							
	Dimethyl phthalate	mg/L	0.0001				<0.001							
	Di-n-butyl phthalate	mg/L	0.001				<0.001							
	Di-n-octyl phthalate	mg/L	0.0001				<0.001							
Solvents	Methyl Ethyl Ketone	mg/L	0.005	**186**	187000	<0.005								
	2-Hexanone	mg/L	0.01											
	4-Methyl-2-pentanone	mg/L	0.001	**22.5**	58000	<0.001								
	Acetone	mg/L	0.02	**284**	125000	<0.02								
	Isophorone	mg/L	0.0001	**2.8**	15									
	Vinyl acetate	mg/L	0.01											
SVOCs	2-(Acetylamino) fluorene	mg/L	0.0001											
	2-Methylcholanthrene	mg/L	0.0001											
	2-Picoline	mg/L	0.002											
	3,3-Dichlorobenzidine	mg/L	0.002											
	4-(Dimethylamino) azobenzene	mg/L	0.002											
	4-Aminobiphenyl	mg/L	0.002											
	4-Bromophenyl phenyl ether	mg/L	0.002											
	4-Chlorophenyl phenyl ether	mg/L	0.002											
	4-Nitroquinoline-n-oxide	mg/L	0.002											
	Acetophenone	mg/L	0.0001	**26.4**										
	Bis(2-chloroethoxy) methane	mg/L	0.002											
	Bis(2-chloroethyl) ether	mg/L	0.002											
	Dibenzofuran	mg/L	0.002											
	Hexachlorocyclopentadiene	mg/L	0.0001											
	Hexachlorophene	mg/L	0.0001											
	Hexachloropropene	mg/L	0.0001											
	Methapyrilene	mg/L	0.002											
	n-Nitrosomorpholine	mg/L	0.002											
	n-Nitrosopiperidine	mg/L	0.002											
	n-Nitrosopyrrolidine	mg/L	0.004											
	Pentachloronitrobenzene	mg/L	0.002											
	Phenacetin	mg/L	0.002											
Total Petroleum Hydrocarbons	Total C6-C36	mg/L	0.05			<0.05	0.05	<0.05		<0.05		<0.05		<0.05
	TPH C 6 - C 9 Fraction	mg/L	0.00001	**1920**		<0.01	0.05	<0.01		<0.01		<0.01		<0.01
	TPH C10 - C14 Fraction	mg/L	0.00001	**0.655**	325	<0.01	<0.01	<0.01		<0.01		<0.01		<0.01
	TPH C15 - C28 Fraction	mg/L	0.05	**9.82**	486	<0.05	<0.05	<0.05		<0.05		<0.05		<0.05
	TPH C29-C36 Fraction	mg/L	0.05	**13.1**	46200	<0.05	<0.05	<0.05		<0.05		<0.05		<0.05
	TPH+C10 - C36 (Sum of total)	mg/L	0.05			<0.11	<0.11	<0.11		<0.11		<0.11		<0.11
	TPH+C10 - C40 (Sum of total)	mg/L	0.00005											

Golder Associates

November 2011

Table 2: Lot 2 Groundwater Analytical Results

					Field_ID	Q4060-01	Q5655-01	Q5238-05	Q5209-04	Q5240-01	Q5209-02	Q5240-02	Q5209-01	Q5240-03
					Location_Code	MWG59	MWG59	MWG59	MWG91A	MWG91A	MWG91B	MWG91B	MWG91C	MWG91C
					Monitoring_Zone	Lot 2	Lot 2	Lot 2						
					Sampled_Date_Time	19/03/2008	26/03/2009	25/05/2010	22/09/2009	27/05/2010	22/09/2009	27/05/2010	22/09/2009	27/05/2010
Chem_Group	**ChemName**	**output unit**	**EQL**	**Risk Based Criteria Site and Lot 2**	**Risk Based Criteria Site and Lot 2 only Inhalation**									
Volatile Organic Compounds	1,1,1,2-Tetrachloroethane	mg/L	0.001			<0.001	<0.001	<0.001	<0.001	<0.001	<0.001	<0.001	<0.001	<0.001
	1,1,1-Trichloroethane	mg/L	0.000001			0.006	0.003	0.002	<0.001	<0.001	<0.001	<0.001	<0.001	<0.001
	1,1,2,2-Tetrabromoethane	mg/L	0.0001				<0.0001	<0.0001		<0.0001		<0.0001		<0.0001
	1,1,2,2-Tetrabromoethene	mg/L	0.0001											
	1,1,2,2-Tetrachloroethane	mg/L	0.001			<0.001	<0.001	<0.001	<0.001	<0.001	<0.001	<0.001	<0.001	<0.001
	1,1,2-Tribromoethane	mg/L	0.0001				<0.0001	<0.0001		<0.0001		<0.0001		<0.0001
	1,1,2-Trichloroethane	mg/L	0.001	**0.00267**	0.00267	<0.001	<0.001	<0.001	<0.001	<0.001	<0.001	<0.001	<0.001	<0.001
	1,1-Dichloroethane	mg/L	0.000001			0.006	0.011	0.013	<0.001	<0.001	0.002	<0.001	0.001	0.001
	1,1-Dichloroethene	mg/L	0.000001	**3.51**	172	0.033	0.064	0.029	<0.001	<0.001	0.001	0.001	<0.001	<0.001
	1,1-Dichloropropene	mg/L	0.001			<0.001	<0.001	<0.001	<0.001	<0.001	<0.001	<0.001	<0.001	<0.001
	1,2,3-Trichloropropane	mg/L	0.001			<0.001	<0.001	<0.001	<0.001	<0.001	<0.001	<0.001	<0.001	<0.001
	1,2-Dibromo-3-chloropropane	mg/L	0.0001			<0.001	<0.0001	<0.0001	<0.001	<0.0001	<0.001	<0.0001	<0.001	<0.0001
	1,2-Dibromoethane	mg/L	0.0001			<0.001	<0.0001	<0.0001	<0.001	<0.0001	<0.001	<0.0001	<0.001	<0.0001
	cis- & trans-1,2-Dibromoethene	mg/L	0.0001	**1.46**	54.2		0.075	0.093		<0.0001		<0.0001		<0.0001
	1,2-Dichloroethane	mg/L	0.001	**0.00126**	0.00126	**0.002**	**0.003**	**0.005**	<0.001	<0.001	<0.001	<0.001	<0.001	<0.001
	1,2-Dichloropropane	mg/L	0.001			<0.001	<0.001	<0.001	<0.001	<0.001	<0.001	<0.001	<0.001	<0.001
	1,3-Dichloropropane	mg/L	0.001			<0.001	<0.001	<0.001	<0.001	<0.001	<0.001	<0.001	<0.001	<0.001
	2,2-Dichloropropane	mg/L	0.001			<0.001	<0.001	<0.001	<0.001	<0.001	<0.001	<0.001	<0.001	<0.001
	Bromochloromethane	mg/L	0.0001			<0.001	<0.0001	<0.0001	<0.001	<0.0001	<0.001	<0.0001	<0.001	<0.0001
	Bromodichloromethane	mg/L	0.0001	**0.25**	0.25	<0.001	<0.0001	<0.0001	<0.001	<0.0001	<0.001	<0.0001	<0.001	<0.0001
	Bromoethane	mg/L	0.0001				<0.0001	<0.0001		<0.0001		<0.0001		<0.0001
	Bromoethyne	mg/L	0.0001				<0.0001	<0.0001		<0.0001		<0.0001		<0.0001
	Bromoform	mg/L	0.0001	**0.25**	0.25	<0.001	<0.0001	<0.0001	<0.001	<0.0001	<0.001	<0.0001	<0.001	<0.0001
	Bromomethane	mg/L	0.001			<0.001	<0.001	<0.001	<0.001	<0.001	<0.001	<0.001	<0.001	<0.001
	Carbon disulfide	mg/L	0.005											
	Carbon tetrachloride	mg/L	0.0001	**0.00075**	0.00075	<0.001	<0.001	<0.0007	<0.0001	<0.0007	<0.0001	<0.0007	<0.0001	<0.0007
	Chlorinated Hydrocarbons	mg/l	0.025			0.205	0.246	0.19235	0.05955	0.60234999999	0.04155	0.24285	0.01255	0.02085
	Chlorodibromomethane	mg/L	0.0001	**0.25**	0.25	<0.001	<0.0001	<0.0001	<0.001	<0.0001	<0.001	<0.0001	<0.001	<0.0001
	Chloroethane	mg/L	0.001	**0.0118**	0.0118	<0.001	<0.001	<0.001	<0.001	<0.001	<0.001	<0.001	<0.001	<0.001
	Chloroform	mg/L	0.000001	**0.25**	0.25	0.11	0.11	0.12	<0.001	0.001	0.001	0.001	<0.001	<0.001
	Chloromethane	mg/L	0.001			<0.001	<0.001	<0.001	<0.001	<0.001	<0.001	<0.001	<0.001	<0.001
	cis-1,2-Dibromoethene	mg/L	0.0001				0.061	0.078		<0.0001		<0.0001		<0.0001
	cis-1,2-Dichloroethene	mg/L	0.000001	**3.17**	47.6	0.033	0.072	0.11	0.001	0.001	0.001	0.001	<0.001	<0.001
	cis-1,3-Dichloropropene	mg/L	0.001			<0.001	<0.001	<0.001	<0.001	<0.001	<0.001	<0.001	<0.001	<0.001
	cis-1,4-Dichloro-2-butene	mg/L	0.001											
	Dibromomethane	mg/L	0.0001			<0.001	<0.0001	<0.0001	<0.001	<0.0001	<0.001	<0.0001	<0.001	<0.0001
	Dichlorodifluoromethane	mg/L	0.001			<0.001	<0.001	<0.001	<0.001	<0.001	<0.001	<0.001	<0.001	<0.001
	Dichloromethane	mg/L	0.01	**0.0397**	0.0397	<0.01	<0.01	<0.01	<0.01	<0.01	<0.01	<0.01	<0.01	<0.01
	Hexachlorobutadiene	mg/L	0.0001			<0.001	<0.001	<0.001	<0.001	<0.001	<0.001	<0.001	<0.001	<0.001
	Hexachloroethane	mg/L	0.0001											
	Iodomethane	mg/L	0.001											
	Other Chlorinated Hydrocarbons	mg/l	0.023			0.204	0.245	0.19135	0.05855	0.60135	0.04055	0.24185	0.01155	0.01985
	Pentachloroethane	mg/L	0.0001											
	Trichloroethene	mg/L	0.000001	**0.0351**	0.0351	**0.044**	**0.056**	0.025	**0.048**	**0.59**	0.029	**0.23**	0.001	0.009
	Tetrabromoethane	mg/L	0.0001				<0.0001	<0.0001		<0.0001		<0.0001		<0.0001
	Tetrabromoethene	mg/L	0.0001				<0.0001	<0.0001		<0.0001		<0.0001		<0.0001
	Tetrachloroethene	mg/L	0.000001	**1.75**	321	0.09	0.1	0.054	0.005	0.004	0.005	0.005	0.001	0.002
	CHC (Sum of total)	mg/L	0.01											
	Trihalomethanes	mg/L				0.0005 - 0.1115	0.11015	0.12015	<0.004	0.00115	0.0025	0.00115	<0.004	<0.0013
	trans-1,2-Dibromoethene	mg/L	0.0001				0.013	0.015		<0.0001		<0.0001		<0.0001
	trans-1,2-dichloroethene	mg/L	0.000001			<0.001	<0.001	<0.001	<0.001	<0.001	<0.001	<0.001	<0.001	<0.001
	trans-1,3-dichloropropene	mg/L	0.001			<0.001	<0.001	<0.001	<0.001	<0.001	<0.001	<0.001	<0.001	<0.001
	trans-1,4-Dichloro-2-butene	mg/L	0.001											
	Tribromoethane	mg/L	0.0001											
	1,1,2-Tribromoethene	mg/L	0.0001				<0.0001	0.0007		<0.0001		<0.0001		<0.0001
	Trichlorofluoromethane	mg/L	0.001			0.005	0.005	0.007	0.001	0.003	0.002	0.006	<0.001	0.003
	Vinyl bromide (bromoethene)	mg/L	0.0001	**0.00113**	0.00113		**0.0059**	**0.054**		<0.0001		<0.0001		<0.0001
	Vinyl chloride	mg/L	0.000001	**0.0737**	0.0737	<0.001	<0.001	<0.001	<0.001	<0.001	<0.001	<0.001	<0.001	<0.001

Note - * Indicates result "*Not typical of TPH*" as described by lab. Potentially due to high TCE reading in same sample

* A range of results indicates that the laboratory reported different concentrations for the same analyte due to different laboratory methods used for analysis

** For some analytical results, the EQL had to be raised due to interference with other analytes

Table 3: Southwest Industrial Groundwater Analytical Results

Golder Associates

November 2011

Field_ID	MWG65	Q4059-04	Q5658-05	Q5239-05	Q4061-02
Location_Code	MWG65	MWG65	MWG65	MWG65	MWG69
Monitoring_Zone	A&P Trans	A&P Trans	A&P Trans	A&P Trans	Southwest Industrial
Sampled_Date_Time	16/10/2006	19/03/2008	30/03/2009	26/05/2010	25/03/2008

Chem_Group	ChemName	output unit	EQL	Risk Based Criteria Site and Lot 2	Risk Based Criteria Site and Lot 2 only Inhalation					
Sample Quality Parameters	Total Dissolved Solids @180°C	mg/L	1			540		620		470
	Sodium	mg/L	0.05					130		120
	Sodium (Filtered)	mg/L	0.05			110				
	Potassium	mg/L	0.05					11		5.6
	Potassium (Filtered)	mg/L	0.05			6.7				
	Calcium	mg/L	0.05					28		15
	Calcium (Filtered)	mg/L	0.05			18				
	Magnesium	mg/L	0.05					39		16
	Magnesium (Filtered)	mg/L	0.05			29				
	Chloride	mg/L	1			180		180		140
	Sulphate (as SO4)	mg/L	1					100		62
	Sulphate (as SO4) (Filtered)	mg/L	1			100				
	Bicarbonate Alkalinity	mg/L	1					120		60
	Bicarbonate Alkalinity (as CaCO3)	mg/L	1			86				
	Carbonate Alkalinity	mg/L	1					<1		<1
	Carbonate Alkalinity (as CaCO3)	mg/L	1			<1				
	Nitrate (as N)	mg/L	1			10		9		16
	Nitrate as NO3(2-)	mg/L	1							80
	Nitrite (as N)	mg/L	1			<1				<1
	Ammonia (as N)	mg/L	0.01			0.03				<0.01
	Total Kjeldahl Nitrogen (as N)	mg/L	0.1			0.2				<0.1
	Fluoride	mg/L	1			<1				<1
	Total Organic Carbon	mg/L	1							2
	Phosphorus	mg/L	0.01			<0.01				<0.01
	Total Alkalinity (as CaCO3)	mg/L	1			86		120		60
Heavy Metals	Aluminium	mg/L	0.001	**309**	309			0.27		0.003
	Aluminium (Filtered)	mg/L	0.001	**309**	309	<0.001				
	Arsenic	mg/L	0.0002	**0.00241**	0.00241			<0.0005		<0.0002
	Arsenic (Filtered)	mg/L	0.0002	**0.00241**	0.00241	0.0005				
	Cadmium	mg/L	0.00005	**0.309**	0.309			<0.0001		<0.00005
	Cadmium (Filtered)	mg/L	0.00005	**0.309**	0.309	<0.00005				
	Chromium	mg/L	0.0002	**0.928**	0.928			<0.0002		0.0003
	Chromium (Filtered)	mg/L	0.0002	**0.928**	0.928	0.0007				
	Copper	mg/L	0.0005					<0.0005		0.001
	Copper (Filtered)	mg/L	0.0005			<0.0005				
	Iron (ferrous)	mg/L	0.05			<0.05				0.12
	Iron	mg/L	0.001	**217**	217			0.21		0.13
	Iron (Filtered)	mg/L	0.002	**217**	217	0.5				
	Lead	mg/L	0.0001					<0.001		<0.0001
	Lead (Filtered)	mg/L	0.0001			<0.0001				
	Manganese	mg/L	0.001	**14.2**	14.2			0.026		0.33
	Manganese (Filtered)	mg/L	0.001	**14.2**	14.2	0.46				
	Mercury	mg/L	0.00001					<0.0001		<0.00001
	Mercury (Filtered)	mg/L	0.00001			<0.00001				
	Nickel	mg/L	0.0002	**3.86**	3.86			<0.001		0.002
	Nickel (Filtered)	mg/L	0.0002	**3.86**	3.86	0.02				
	Zinc	mg/L	0.0005					0.32		0.011
	Zinc (Filtered)	mg/L	0.0005			<0.0005				
Halogenated Benzenes	1,2,3-Trichlorobenzene	mg/L	0.001			<0.001	<0.001	<0.001	<0.001	<0.001
	1,2,4,5-Tetrachlorobenzene	mg/L	0.0001			<0.0001				<0.0001
	1,2,4-Trichlorobenzene	mg/L	0.0001	**0.76**	21.5	<0.0001	<0.001	<0.001	<0.001	<0.0001
	1,2-Dichlorobenzene	mg/L	0.0001	**39.6**	60.5	<0.001 - 0.0005	<0.001	<0.001	<0.001	<0.0001
	1,3,5-Trichlorobenzene	mg/L	0.0001			<0.0001				<0.0001
	1,3-Dichlorobenzene	mg/L	0.0001	**16.8**	16.8	<0.001 - 0.0001	<0.001	<0.001	<0.001	<0.0001
	1,4-Dichlorobenzene	mg/L	0.0001	**0.00373**	0.00373	<0.001 - 0.0001	<0.001	<0.001	<0.001	<0.0001
	2-Chlorotoluene	mg/L	0.001			<0.001	<0.001	<0.001	<0.001	<0.001
	4-Chlorotoluene	mg/L	0.001			<0.001	<0.001	<0.001	<0.001	<0.001
	Bromobenzene	mg/L	0.0001			<0.0001	<0.001	<0.0001	<0.0001	<0.0001
	Chlorobenzene	mg/L	0.001	**2.74**	80.3	<0.001	<0.001	<0.001	<0.001	<0.001
	Hexachlorobenzene	mg/L	0.0001			<0.0001				<0.0001
	Pentachlorobenzene	mg/L	0.0001			<0.0001				<0.0001
Halogenated Phenols	2,3,4,6-Tetrachlorophenol	mg/L	0.0001			<0.0001	<0.0001			<0.0001
	2,4,5-Trichlorophenol	mg/L	0.0001			<0.0001	<0.0001			<0.0001
	2,4,6-Trichlorophenol	mg/L	0.0001	**0.12**	54.5	<0.0001	<0.0001			<0.0001
	2,4-Dichlorophenol	mg/L	0.0001	**0.482**	16200	<0.0001	<0.0001			<0.0001
	2,6-Dichlorophenol	mg/L	0.0001			<0.0001	<0.0001			<0.0001
	2-Chlorophenol	mg/L	0.0001			<0.0001	<0.0001			<0.0001
	Pentachlorophenol	mg/L	0.0001	**0.00302**	27.1	<0.0001	<0.0001			<0.0001
Herbicides	Dinoseb	mg/L	0.0001			<0.0001	<0.0001			<0.0001
MAH	1,2,4-trimethylbenzene	mg/L	0.001	**2.11**	11	<0.001	<0.001	<0.001	<0.001	<0.001
	1,3,5-Trimethylbenzene	mg/L	0.001	**2.76**	8.65	<0.001	<0.001	<0.001	<0.001	<0.001
	Benzene	mg/L	0.001	**0.00274**	0.00274	0.002	0.002	<0.001	0.001	<0.001
	Ethylbenzene	mg/L	0.001	**9.33**	3440	<0.001	<0.001	<0.001	<0.001	<0.001
	Isopropylbenzene	mg/L	0.001	**4.16**	534	<0.001	<0.001	<0.001	<0.001	<0.001
	n-Butylbenzene	mg/L	0.001			<0.001	<0.001	<0.001	<0.001	<0.001
	n-Propylbenzene	mg/L	0.001	**0.595**	42.2	<0.001	<0.001	<0.001	<0.001	<0.001
	p-Isopropyltoluene	mg/L	0.001	**4.5**	529	<0.001	<0.001	<0.001	<0.001	<0.001
	sec-Butylbenzene	mg/L	0.001			<0.001	<0.001	<0.001	<0.001	<0.001
	Styrene	mg/L	0.001	**0.9**	585	<0.001	<0.001	<0.001	<0.001	<0.001
	tert-Butylbenzene	mg/L	0.001			<0.001	<0.001	<0.001	<0.001	<0.001
	Toluene	mg/L	0.001	**28.8**	382	<0.001	<0.001	<0.001	<0.001	<0.001
	Total BTEX (QLD EPA 1999 Draft)	mg/L	0.005			0.004	0.004	<0.005	0.003	<0.005
	MAH (Sum of Total) (Vic EPA 448.3)	mg/L	0.006			0.0045	0.0045	<0.006		<0.006
	Xylenes (m & p)	mg/L	0.001	**89**	122	<0.001	<0.001	<0.001	<0.001	<0.001
	Xylene (o)	mg/L	0.001	**89**	122	<0.001	<0.001	<0.001	<0.001	<0.001
	Xylenes (Sum of m,p & o)	mg/L	0.002	**89**	122	<0.002	<0.002	<0.002	<0.002	<0.002
	Total MAHs	mg/L				0.0045	0.0045	<0.006	0.0035	<0.006
Organochlorine Pesticides	Organochlorine Pesticides	mg/l	0.0001			<0.0001				<0.0001
	Other Organochlorine Pesticides	mg/l	0.0001			<0.0001				<0.0001
Other	Benzo(a)pyrene (TEQs)	mg/L				<0.00024				<0.00024
	Ferrous Iron	mg/L	0.1					<0.1		
PAH	1-Methylnaphthalene	mg/L	0.0001			0.0001				<0.0001
	2-Chloronaphthalene	mg/L	0.0001			<0.0001				<0.0001
	2-Methylnaphthalene	mg/L	0.0001	**0.133**	0.133	0.0001				<0.0001
	3-Methylcholanthrene	mg/L	0.0001			<0.0001				<0.0001
	7,12-Dimethylbenz(a)anthracene	mg/L	0.0001			<0.0001				<0.0001
	Acenaphthene	mg/L	0.0001			<0.0001				<0.0001
	Acenaphthylene	mg/L	0.0001			<0.0001				<0.0001
	Anthracene	mg/L	0.0001			<0.0001				<0.0001
	Benz(a)anthracene	mg/L	0.0001			<0.0001				<0.0001
	Benzo(a)pyrene	mg/L	0.0001	**0.000366**	0.000366	<0.0001				<0.0001
	Benzo(b)fluoranthene	mg/L	0.0001			<0.0001				<0.0001
	Benzo(g,h,i)perylene	mg/L	0.0001			<0.0001				<0.0001
	Benzo(k)fluoranthene	mg/L	0.0001			<0.0001				<0.0001
	Chrysene	mg/L	0.0001			<0.0001				<0.0001
	Dibenz(a,h)anthracene	mg/L	0.0001			<0.0001				<0.0001
	Fluoranthene	mg/L	0.0001			<0.0001				<0.0001
	Fluorene	mg/L	0.0001			<0.0001				<0.0001
	Indeno(1,2,3-c,d)pyrene	mg/L	0.0001			<0.0001				<0.0001
	Naphthalene	mg/L	0.0001	**1.89**	23.7	<0.001 - 0.0005	<0.001	<0.001	<0.001	<0.0001
	Phenanthrene	mg/L	0.0001			<0.0001				<0.0001
	Pyrene	mg/L	0.0001			<0.0001				<0.0001
Phenolics	2,4-Dimethylphenol	mg/L	0.0001	**4.23**	72300	<0.0001	<0.0001			<0.0001
	2,4-Dinitrophenol	mg/L	0.0001			<0.0001	<0.0001			<0.0001
	2,5-Dimethylphenol	mg/L	0.0001			<0.0001	<0.0001			<0.0001
	2,6-Dimethylphenol	mg/L	0.0001	**0.124**		<0.0001	<0.0001			<0.0001
	2-Methylphenol	mg/L	0.0001	**11.8**	232000	<0.0001	<0.0001			<0.0001
	2-Nitrophenol	mg/L	0.0001			<0.0001	<0.0001			<0.0001
	3- & 4- Methylphenol	mg/L	0.0001			<0.0001	<0.0001			<0.0001
	4,6-Dinitro-2-methylphenol	mg/L	0.0001			<0.0001	<0.0001			<0.0001
	4-Chloro-3-methylphenol	mg/L	0.0001			<0.0001	<0.0001			<0.0001
	4-Nitrophenol	mg/L	0.0001			<0.0001	<0.0001			<0.0001
	Phenol	mg/L	0.0001	**80.5**	3.6E6	<0.0001	<0.0001			<0.0001

Table 3: Southwest Industrial Groundwater Analytical Results

Golder Associates

November 2011

Field_ID	MWG65	Q4059-04	Q5658-05	Q5239-05	Q4061-02
Location_Code	MWG65	MWG65	MWG65	MWG65	MWG69
Monitoring_Zone	A&P Trans	A&P Trans	A&P Trans	A&P Trans	Southwest Industrial
Sampled_Date_Time	16/10/2006	19/03/2008	30/03/2009	26/05/2010	25/03/2008

Chem_Group	ChemName	output unit	EQL	Risk Based Criteria Site and Lot 2	Risk Based Criteria Site and Lot 2 only Inhalation					
Phthalates	Bis(2-ethylhexyl) phthalate	mg/L	0.0001	**0.0028**	35700	<0.0001		<0.001		<0.0001
	Butylbenzyl phthalate	mg/L	0.0001			<0.0001		<0.001		<0.0001
	Diethyl phthalate	mg/L	0.0001			<0.0001		<0.001		<0.0001
	Dimethyl phthalate	mg/L	0.0001			<0.0001		<0.001		<0.0001
	Di-n-butyl phthalate	mg/L	0.0001			<0.001		<0.001		<0.0005
	Di-n-octyl phthalate	mg/L	0.0001			<0.0001		<0.001		<0.0001
Solvents	Methyl Ethyl Ketone	mg/L	0.005	**186**	187000	<0.005				<0.005
	4-Methyl-2-pentanone	mg/L	0.001	**22.5**	58000	<0.001				<0.001
	Acetone	mg/L	0.02	**284**	125000	<0.02				<0.02
	Isophorone	mg/L	0.0001	**2.8**	15	<0.0001				<0.0001
SVOCs	Acetophenone	mg/L	0.0001	**26.4**		0.0001				<0.0001
	Hexachlorocyclopentadiene	mg/L	0.0001			<0.0001				<0.0001
	Hexachlorophene	mg/L	0.0001			<0.0001	<0.0001			<0.0001
	Hexachloropropene	mg/L	0.0001			<0.0001				<0.0001
Total Petroleum Hydrocarbons	Total C6-C36	mg/L	0.05				<0.05	<0.05	<0.05	<0.05
	TPH C 6 - C 9 Fraction	mg/L	0.01	**1920**		<0.01	<0.01	<0.01	<0.01	<0.01
	TPH C10 - C14 Fraction	mg/L	0.01	**0.655**	325	<0.01	<0.01	<0.01	<0.01	<0.01
	TPH C15 - C28 Fraction	mg/L	0.05	**9.82**	486	<0.05	<0.05	<0.05	<0.05	<0.05
	TPH C29-C36 Fraction	mg/L	0.05	**13.1**	46200	<0.05	<0.05	<0.05	<0.05	<0.05
	TPH+C10 - C36 (Sum of total)	mg/L	0.11			<0.11	<0.11	<0.11	<0.11	<0.11
	TPH+C10 - C40 (Sum of total)	mg/L	0.05			<0.05				
Volatile Organic Compounds	1,1,1,2-Tetrachloroethane	mg/L	0.001			<0.001	<0.001	<0.001	<0.001	<0.001
	1,1,1-Trichloroethane	mg/L	0.001			0.001	0.001	<0.001	<0.001	<0.001
	1,1,2,2-Tetrabromoethane	mg/L	0.0001			<0.0001		<0.0001	<0.0001	<0.0001
	1,1,2,2-Tetrabromoethene	mg/L	0.0001			<0.0001				
	1,1,2,2-Tetrachloroethane	mg/L	0.001			<0.001	<0.001	<0.001	<0.001	<0.001
	1,1,2-Tribromoethane	mg/L	0.0001			<0.0001		<0.0001	<0.0001	<0.0001
	1,1,2-Trichloroethane	mg/L	0.001	**0.00267**	0.00267	<0.001	<0.001	<0.001	<0.001	<0.001
	1,1-Dichloroethane	mg/L	0.001			0.011	0.005	0.003	0.009	<0.001
	1,1-Dichloroethene	mg/L	0.001	**3.51**	172	0.003	0.002	0.001	0.002	<0.001
	1,1-Dichloropropene	mg/L	0.001			<0.001	<0.001	<0.001	<0.001	<0.001
	1,2,3-Trichloropropane	mg/L	0.001			<0.001	<0.001	<0.001	<0.001	<0.001
	1,2-Dibromo-3-chloropropane	mg/L	0.0001			<0.0001	<0.001	<0.0001	<0.0001	<0.0001
	1,2-Dibromoethane	mg/L	0.0001			<0.0001	<0.001	<0.0001	<0.0001	<0.0001
	cis- & trans-1,2-Dibromoethene	mg/L	0.0001	**1.46**	54.2			<0.0001	0.0008	<0.0001
	1,2-Dichloroethane	mg/L	0.001	**0.00126**	0.00126	<0.001	<0.001	<0.001	<0.001	<0.001
	1,2-Dichloropropane	mg/L	0.001			<0.001	<0.001	<0.001	<0.001	<0.001
	1,3-Dichloropropane	mg/L	0.001			<0.001	<0.001	<0.001	<0.001	<0.001
	2,2-Dichloropropane	mg/L	0.001			<0.001	<0.001	<0.001	<0.001	<0.001
	Bromochloromethane	mg/L	0.0001			<0.0001	<0.001	<0.0001	<0.0001	<0.0001
	Bromodichloromethane	mg/L	0.0001	**0.25**	0.25	<0.0001	<0.001	<0.0001	<0.0001	<0.0001
	Bromoethane	mg/L	0.0001			<0.0001		<0.0001	<0.0001	<0.0001
	Bromoethyne	mg/L	0.0001			<0.0001		<0.0001	<0.0001	<0.0001
	Bromoform	mg/L	0.0001	**0.25**	0.25	<0.0001	<0.001	<0.0001	<0.0001	<0.0001
	Bromomethane	mg/L	0.001			<0.001	<0.001	<0.001	<0.001	<0.001
	Carbon tetrachloride	mg/L	0.0007	**0.00075**	0.00075	**<0.001**	**<0.001**	**<0.001**	<0.0007	**<0.001**
	Chlorinated Hydrocarbons	mg/l	0.025			0.0115	0.0305	0.02	0.03085	<0.025
	Chlorodibromomethane	mg/L	0.0001	**0.25**	0.25	<0.0001	<0.001	<0.0001	<0.0001	<0.0001
	Chloroethane	mg/L	0.001	**0.0118**	0.0118	<0.001	<0.001	<0.001	<0.001	<0.001
	Chloroform	mg/L	0.001	**0.25**	0.25	0.008	0.005	0.003	0.008	<0.001
	Chloromethane	mg/L	0.001			<0.001	<0.001	<0.001	<0.001	<0.001
	cis-1,2-Dibromoethene	mg/L	0.0001			0.0009		<0.0001	0.0006	<0.0001
	cis-1,2-Dichloroethene	mg/L	0.001	**3.17**	47.6	0.032	0.023	0.006	0.026	<0.001
	cis-1,3-Dichloropropene	mg/L	0.001			<0.001	<0.001	<0.001	<0.001	<0.001
	Dibromomethane	mg/L	0.0001			<0.0001	<0.001	<0.0001	<0.0001	<0.0001
	Dichlorodifluoromethane	mg/L	0.001			<0.001	<0.001	<0.001	<0.001	0.001
	Dichloromethane	mg/L	0.01	**0.0397**	0.0397	<0.01	<0.01	<0.01	<0.01	<0.01
	Hexachlorobutadiene	mg/L	0.0001			<0.0001	<0.001	<0.001	<0.001	<0.0001
	Hexachloroethane	mg/L	0.0001			<0.0001				<0.0001
	Other Chlorinated Hydrocarbons	mg/l	0.023			0.0115	0.0295	0.019	0.02985	<0.023
	Pentachloroethane	mg/L	0.0001			<0.0001				<0.0001
	Trichloroethene	mg/L	0.001	**0.0351**	0.0351	0.011	0.012	0.005	0.01	<0.001
	Tetrabromoethane	mg/L	0.0001					<0.0001	<0.0001	<0.0001
	Tetrabromoethene	mg/L	0.0001					<0.0001	<0.0001	<0.0001
	Tetrachloroethene	mg/L	0.001	**1.75**	321	0.028	0.026	0.016	0.014	<0.001
	Trihalomethanes	mg/L				0.0005 - 0.00815	0.0005 - 0.0065	0.00315	0.00815	<0.001
	trans-1,2-Dibromoethene	mg/L	0.0001			<0.0001		<0.0001	0.0002	<0.0001
	trans-1,2-dichloroethene	mg/L	0.001			<0.001	<0.001	<0.001	<0.001	<0.001
	trans-1,3-dichloropropene	mg/L	0.001			<0.001	<0.001	<0.001	<0.001	<0.001
	1,1,2-Tribromoethene	mg/L	0.0001			<0.0001		<0.0001	<0.0001	<0.0001
	Trichlorofluoromethane	mg/L	0.001			0.016	0.008	0.004	0.009	<0.001
	Vinyl bromide (bromoethene)	mg/L	0.0001	**0.00113**	0.00113	<0.0001		<0.0001	<0.0001	<0.0001
	Vinyl chloride	mg/L	0.001	**0.0737**	0.0737	<0.001	<0.001	<0.001	<0.001	<0.001

* A range of results indicates that the laboratory reported different concentrations for the same analyte due to different laboratory methods used for analysis

** For some analytical results, the EQL had to be raised due to interference with other analytes

Table 3: Southwest Industrial Groundwater Analytical Results

Golder Associates

November 2011

Field_ID	Q5659-01	Q5237-03	Q4061-03	Q4981-01	Q5659-02
Location_Code	MWG69	MWG69	MWG70	MWG70	MWG70
Monitoring_Zone	Southwest Industrial	Southwest Industrial	Southwest Industrial	Southwest Industrial	Southwest Industrial
Sampled_Date_Time	31/03/2009	24/05/2010	25/03/2008	13/10/2008	31/03/2009

Chem_Group	ChemName	output unit	EQL	Risk Based Criteria Site and Lot 2	Risk Based Criteria Site and Lot 2 only Inhalation					
Sample Quality Parameters	Total Dissolved Solids @180°C	mg/L	1			390		440		490
	Sodium	mg/L	0.05			110		80		92
	Sodium (Filtered)	mg/L	0.05							
	Potassium	mg/L	0.05			4.2		6.5		6.2
	Potassium (Filtered)	mg/L	0.05							
	Calcium	mg/L	0.05			9.1		26		17
	Calcium (Filtered)	mg/L	0.05							
	Magnesium	mg/L	0.05			14		25		38
	Magnesium (Filtered)	mg/L	0.05							
	Chloride	mg/L	1			130		110		140
	Sulphate (as SO4)	mg/L	1			68		22		26
	Sulphate (as SO4) (Filtered)	mg/L	1							
	Bicarbonate Alkalinity	mg/L	1			30		50		20
	Bicarbonate Alkalinity (as CaCO3)	mg/L	1							
	Carbonate Alkalinity	mg/L	1			<1		<1		<1
	Carbonate Alkalinity (as CaCO3)	mg/L	1							
	Nitrate (as N)	mg/L	1			13		45		47
	Nitrate as NO3(2-)	mg/L	1					230		
	Nitrite (as N)	mg/L	1					<1		
	Ammonia (as N)	mg/L	0.01					<0.01		
	Total Kjeldahl Nitrogen (as N)	mg/L	0.1					<0.1		
	Fluoride	mg/L	1					<1		
	Total Organic Carbon	mg/L	1					1		
	Phosphorus	mg/L	0.01					<0.01		
	Total Alkalinity (as CaCO3)	mg/L	1			30		50		20
Heavy Metals	Aluminium	mg/L	0.001	**309**	309	0.099		0.005		0.051
	Aluminium (Filtered)	mg/L	0.001	**309**	309					
	Arsenic	mg/L	0.0002	**0.00241**	0.00241	<0.0005		<0.0002		<0.0005
	Arsenic (Filtered)	mg/L	0.0002	**0.00241**	0.00241					
	Cadmium	mg/L	0.00005	**0.309**	0.309	<0.0001		<0.00005		<0.0001
	Cadmium (Filtered)	mg/L	0.00005	**0.309**	0.309					
	Chromium	mg/L	0.0002	**0.928**	0.928	0.001		0.0005		0.0006
	Chromium (Filtered)	mg/L	0.0002	**0.928**	0.928					
	Copper	mg/L	0.0005			0.0008		0.0009		0.0009
	Copper (Filtered)	mg/L	0.0005							
	Iron (ferrous)	mg/L	0.05					0.06		
	Iron	mg/L	0.001	**217**	217	0.17		0.067		0.078
	Iron (Filtered)	mg/L	0.002	**217**	217					
	Lead	mg/L	0.0001			<0.001		<0.0001		<0.001
	Lead (Filtered)	mg/L	0.0001							
	Manganese	mg/L	0.001	**14.2**	14.2	0.11		0.057		0.046
	Manganese (Filtered)	mg/L	0.001	**14.2**	14.2					
	Mercury	mg/L	0.00001			<0.0001		<0.00001		<0.0001
	Mercury (Filtered)	mg/L	0.00001							
	Nickel	mg/L	0.0002	**3.86**	3.86	<0.001		0.01		<0.001
	Nickel (Filtered)	mg/L	0.0002	**3.86**	3.86					
	Zinc	mg/L	0.0005			0.17		0.0043		0.21
	Zinc (Filtered)	mg/L	0.0005							
Halogenated Benzenes	1,2,3-Trichlorobenzene	mg/L	0.001			<0.001	<0.001	<0.001	<0.001	<0.001
	1,2,4,5-Tetrachlorobenzene	mg/L	0.0001					<0.0001		
	1,2,4-Trichlorobenzene	mg/L	0.0001	**0.76**	21.5	<0.001	<0.001	<0.0001	<0.001	<0.001
	1,2-Dichlorobenzene	mg/L	0.0001	**39.6**	60.5	<0.001	<0.001	<0.0001	<0.001	<0.001
	1,3,5-Trichlorobenzene	mg/L	0.0001					<0.0001		
	1,3-Dichlorobenzene	mg/L	0.0001	**16.8**	16.8	<0.001	<0.001	<0.0001	<0.001	<0.001
	1,4-Dichlorobenzene	mg/L	0.0001	**0.00373**	0.00373	<0.001	<0.001	<0.0001	<0.001	<0.001
	2-Chlorotoluene	mg/L	0.001			<0.001	<0.001	<0.001	<0.001	<0.001
	4-Chlorotoluene	mg/L	0.001			<0.001	<0.001	<0.001	<0.001	<0.001
	Bromobenzene	mg/L	0.0001			<0.0001	<0.0001	<0.0001	<0.001	<0.0001
	Chlorobenzene	mg/L	0.001	**2.74**	80.3	<0.001	<0.001	<0.001	<0.001	<0.001
	Hexachlorobenzene	mg/L	0.0001					<0.0001		
	Pentachlorobenzene	mg/L	0.0001					<0.0001		
Halogenated Phenols	2,3,4,6-Tetrachlorophenol	mg/L	0.0001					<0.0001		
	2,4,5-Trichlorophenol	mg/L	0.0001					<0.0001		
	2,4,6-Trichlorophenol	mg/L	0.0001	**0.12**	54.5			<0.0001		
	2,4-Dichlorophenol	mg/L	0.0001	**0.482**	16200			<0.0001		
	2,6-Dichlorophenol	mg/L	0.0001					<0.0001		
	2-Chlorophenol	mg/L	0.0001					<0.0001		
	Pentachlorophenol	mg/L	0.0001	**0.00302**	27.1			<0.0001		
Herbicides	Dinoseb	mg/L	0.0001					<0.0001		
MAH	1,2,4-trimethylbenzene	mg/L	0.001	**2.11**	11	<0.001	<0.001	<0.001	<0.001	<0.001
	1,3,5-Trimethylbenzene	mg/L	0.001	**2.76**	8.65	<0.001	<0.001	<0.001	<0.001	<0.001
	Benzene	mg/L	0.001	**0.00274**	0.00274	<0.001	<0.001	<0.001	<0.001	<0.001
	Ethylbenzene	mg/L	0.001	**9.33**	3440	<0.001	<0.001	<0.001	<0.001	<0.001
	Isopropylbenzene	mg/L	0.001	**4.16**	534	<0.001	<0.001	<0.001	<0.001	<0.001
	n-Butylbenzene	mg/L	0.001			<0.001	<0.001	<0.001	<0.001	<0.001
	n-Propylbenzene	mg/L	0.001	**0.595**	42.2	<0.001	<0.001	<0.001	<0.001	<0.001
	p-Isopropyltoluene	mg/L	0.001	**4.5**	529	<0.001	<0.001	<0.001	<0.001	<0.001
	sec-Butylbenzene	mg/L	0.001			<0.001	<0.001	<0.001	<0.001	<0.001
	Styrene	mg/L	0.001	**0.9**	585	<0.001	<0.001	<0.001	<0.001	<0.001
	tert-Butylbenzene	mg/L	0.001			<0.001	<0.001	<0.001	<0.001	<0.001
	Toluene	mg/L	0.001	**28.8**	382	<0.001	<0.001	<0.001	<0.001	<0.001
	Total BTEX (QLD EPA 1999 Draft)	mg/L	0.005			<0.005	<0.005	<0.005	<0.005	<0.005
	MAH (Sum of Total) (Vic EPA 448.3)	mg/L	0.006			<0.006		<0.006	<0.006	<0.006
	Xylenes (m & p)	mg/L	0.001	**89**	122	<0.001	<0.001	<0.001	<0.001	<0.001
	Xylene (o)	mg/L	0.001	**89**	122	<0.001	<0.001	<0.001	<0.001	<0.001
	Xylenes (Sum of m,p & o)	mg/L	0.002	**89**	122	<0.002	<0.002	<0.002	<0.002	<0.002
	Total MAHs	mg/L				<0.006	<0.006	<0.006	<0.006	<0.006
Organochlorine Pesticides	Organochlorine Pesticides	mg/l	0.0001					<0.0001		
	Other Organochlorine Pesticides	mg/l	0.0001					<0.0001		
Other	Benzo(a)pyrene (TEQs)	mg/L						<0.00024		
	Ferrous Iron	mg/L	0.1			<0.1				<0.1
PAH	1-Methylnaphthalene	mg/L	0.0001					<0.0001		
	2-Chloronaphthalene	mg/L	0.0001					<0.0001		
	2-Methylnaphthalene	mg/L	0.0001	**0.133**	0.133			<0.0001		
	3-Methylcholanthrene	mg/L	0.0001					<0.0001		
	7,12-Dimethylbenz(a)anthracene	mg/L	0.0001					<0.0001		
	Acenaphthene	mg/L	0.0001					<0.0001		
	Acenaphthylene	mg/L	0.0001					<0.0001		
	Anthracene	mg/L	0.0001					<0.0001		
	Benz(a)anthracene	mg/L	0.0001					<0.0001		
	Benzo(a)pyrene	mg/L	0.0001	**0.000366**	0.000366			<0.0001		
	Benzo(b)fluoranthene	mg/L	0.0001					<0.0001		
	Benzo(g,h,i)perylene	mg/L	0.0001					<0.0001		
	Benzo(k)fluoranthene	mg/L	0.0001					<0.0001		
	Chrysene	mg/L	0.0001					<0.0001		
	Dibenz(a,h)anthracene	mg/L	0.0001					<0.0001		
	Fluoranthene	mg/L	0.0001					<0.0001		
	Fluorene	mg/L	0.0001					<0.0001		
	Indeno(1,2,3-c,d)pyrene	mg/L	0.0001					<0.0001		
	Naphthalene	mg/L	0.0001	**1.89**	23.7	<0.001	<0.001	<0.0001	<0.001	<0.001
	Phenanthrene	mg/L	0.0001					<0.0001		
	Pyrene	mg/L	0.0001					<0.0001		
Phenolics	2,4-Dimethylphenol	mg/L	0.0001	**4.23**	72300			<0.0001		
	2,4-Dinitrophenol	mg/L	0.0001					<0.0001		
	2,5-Dimethylphenol	mg/L	0.0001					<0.0001		
	2,6-Dimethylphenol	mg/L	0.0001	**0.124**				<0.0001		
	2-Methylphenol	mg/L	0.0001	**11.8**	232000			<0.0001		
	2-Nitrophenol	mg/L	0.0001					<0.0001		
	3- & 4- Methylphenol	mg/L	0.0001					<0.0001		
	4,6-Dinitro-2-methylphenol	mg/L	0.0001					<0.0001		
	4-Chloro-3-methylphenol	mg/L	0.0001					<0.0001		
	4-Nitrophenol	mg/L	0.0001					<0.0001		
	Phenol	mg/L	0.0001	**80.5**	3.6E6			<0.0001		

Table 3: Southwest Industrial Groundwater Analytical Results

Golder Associates

November 2011

Field_ID	Q5659-01	Q5237-03	Q4061-03	Q4981-01	Q5659-02
Location_Code	MWG69	MWG69	MWG70	MWG70	MWG70
Monitoring_Zone	Southwest Industrial	Southwest Industrial	Southwest Industrial	Southwest Industrial	Southwest Industrial
Sampled_Date_Time	31/03/2009	24/05/2010	25/03/2008	13/10/2008	31/03/2009

Chem_Group	ChemName	output unit	EQL	Risk Based Criteria Site and Lot 2	Risk Based Criteria Site and Lot 2 only Inhalation					
Phthalates	Bis(2-ethylhexyl) phthalate	mg/L	0.0001	**0.0028**	35700	<0.001		<0.0001	<0.0001	<0.001
	Butylbenzyl phthalate	mg/L	0.0001			<0.001		<0.0001	<0.0001	<0.001
	Diethyl phthalate	mg/L	0.0001			<0.001		<0.0001	<0.0001	<0.001
	Dimethyl phthalate	mg/L	0.0001			<0.001		<0.0001	<0.0001	<0.001
	Di-n-butyl phthalate	mg/L	0.0001			<0.001		<0.0005	<0.0001	<0.001
	Di-n-octyl phthalate	mg/L	0.0001			<0.001		<0.0001	<0.0001	<0.001
Solvents	Methyl Ethyl Ketone	mg/L	0.005	**186**	187000			<0.005		
	4-Methyl-2-pentanone	mg/L	0.001	**22.5**	58000			<0.001		
	Acetone	mg/L	0.02	**284**	125000			<0.02		
	Isophorone	mg/L	0.0001	**2.8**	15			<0.0001		
SVOCs	Acetophenone	mg/L	0.0001	**26.4**				<0.0001		
	Hexachlorocyclopentadiene	mg/L	0.0001					<0.0001		
	Hexachlorophene	mg/L	0.0001					<0.0001		
	Hexachloropropene	mg/L	0.0001					<0.0001		
Total Petroleum Hydrocarbons	Total C6-C36	mg/L	0.05			<0.05	<0.05	<0.05	<0.05	<0.05
	TPH C 6 - C 9 Fraction	mg/L	0.01	**1920**		<0.01	<0.01	<0.01	<0.01	<0.01
	TPH C10 - C14 Fraction	mg/L	0.01	**0.655**	325	<0.01	<0.01	<0.01	<0.01	<0.01
	TPH C15 - C28 Fraction	mg/L	0.05	**9.82**	486	<0.05	<0.05	<0.05	<0.05	<0.05
	TPH C29-C36 Fraction	mg/L	0.05	**13.1**	46200	<0.05	<0.05	<0.05	<0.05	<0.05
	TPH+C10 - C36 (Sum of total)	mg/L	0.11			<0.11	<0.11	<0.11	<0.11	<0.11
	TPH+C10 - C40 (Sum of total)	mg/L	0.05							
Volatile Organic Compounds	1,1,1,2-Tetrachloroethane	mg/L	0.001			<0.001	<0.001	<0.001	<0.001	<0.001
	1,1,1-Trichloroethane	mg/L	0.001			<0.001	<0.001	<0.001	<0.001	<0.001
	1,1,2,2-Tetrabromoethane	mg/L	0.0001			<0.0001	<0.0001	<0.0001		<0.0001
	1,1,2,2-Tetrabromoethene	mg/L	0.0001							
	1,1,2,2-Tetrachloroethane	mg/L	0.001			<0.001	<0.001	<0.001	<0.001	<0.001
	1,1,2-Tribromoethane	mg/L	0.0001			<0.0001	<0.0001	<0.0001		<0.0001
	1,1,2-Trichloroethane	mg/L	0.001	**0.00267**	0.00267	<0.001	<0.001	<0.001	<0.001	<0.001
	1,1-Dichloroethane	mg/L	0.001			<0.001	<0.001	<0.001	<0.001	<0.001
	1,1-Dichloroethene	mg/L	0.001	**3.51**	172	<0.001	<0.001	0.001	<0.001	<0.001
	1,1-Dichloropropene	mg/L	0.001			<0.001	<0.001	<0.001	<0.001	<0.001
	1,2,3-Trichloropropane	mg/L	0.001			<0.001	<0.001	<0.001	<0.001	<0.001
	1,2-Dibromo-3-chloropropane	mg/L	0.0001			<0.0001	<0.0001	<0.0001	<0.001	<0.0001
	1,2-Dibromoethane	mg/L	0.0001			<0.0001	<0.0001	<0.0001	<0.001	<0.0001
	cis- & trans-1,2-Dibromoethene	mg/L	0.0001	**1.46**	54.2	<0.0001	<0.0001	<0.0001		<0.0001
	1,2-Dichloroethane	mg/L	0.001	**0.00126**	0.00126	<0.001	<0.001	<0.001	<0.001	<0.001
	1,2-Dichloropropane	mg/L	0.001			<0.001	<0.001	<0.001	<0.001	<0.001
	1,3-Dichloropropane	mg/L	0.001			<0.001	<0.001	<0.001	<0.001	<0.001
	2,2-Dichloropropane	mg/L	0.001			<0.001	<0.001	<0.001	<0.001	<0.001
	Bromochloromethane	mg/L	0.0001			<0.0001	<0.0001	<0.0001	<0.001	<0.0001
	Bromodichloromethane	mg/L	0.0001	**0.25**	0.25	<0.0001	<0.0001	<0.0001	<0.001	<0.0001
	Bromoethane	mg/L	0.0001			<0.0001	<0.0001	<0.0001		<0.0001
	Bromoethyne	mg/L	0.0001			<0.0001	<0.0001	<0.0001		<0.0001
	Bromoform	mg/L	0.0001	**0.25**	0.25	<0.0001	<0.0001	<0.0001	<0.001	<0.0001
	Bromomethane	mg/L	0.001			<0.001	<0.001	<0.001	<0.001	<0.001
	Carbon tetrachloride	mg/L	0.0007	**0.00075**	0.00075	**<0.001**	**<0.001**	**<0.001**	**<0.001**	**<0.001**
	Chlorinated Hydrocarbons	mg/l	0.025			<0.025	<0.025	0.2325	0.312	0.252
	Chlorodibromomethane	mg/L	0.0001	**0.25**	0.25	<0.0001	<0.0001	<0.0001	<0.001	<0.0001
	Chloroethane	mg/L	0.001	**0.0118**	0.0118	<0.001	<0.001	<0.001	<0.001	<0.001
	Chloroform	mg/L	0.001	**0.25**	0.25	<0.001	<0.001	<0.001	<0.001	<0.001
	Chloromethane	mg/L	0.001			<0.001	<0.001	<0.001	<0.001	<0.001
	cis-1,2-Dibromoethene	mg/L	0.0001			<0.0001	<0.0001	<0.0001		<0.0001
	cis-1,2-Dichloroethene	mg/L	0.001	**3.17**	47.6	<0.001	<0.001	<0.001	<0.001	<0.001
	cis-1,3-Dichloropropene	mg/L	0.001			<0.001	<0.001	<0.001	<0.001	<0.001
	Dibromomethane	mg/L	0.0001			<0.0001	<0.0001	<0.0001	<0.001	<0.0001
	Dichlorodifluoromethane	mg/L	0.001			<0.001	<0.001	0.001	<0.001	<0.001
	Dichloromethane	mg/L	0.01	**0.0397**	0.0397	<0.01	<0.01	<0.01	<0.01	<0.01
	Hexachlorobutadiene	mg/L	0.0001			<0.001	<0.001	<0.0001	<0.001	<0.001
	Hexachloroethane	mg/L	0.0001					<0.0001		
	Other Chlorinated Hydrocarbons	mg/l	0.023			<0.023	<0.023	0.2315	0.311	0.251
	Pentachloroethane	mg/L	0.0001					<0.0001		
	Trichloroethene	mg/L	0.001	**0.0351**	0.0351	<0.001	<0.001	**0.22**	**0.3**	**0.24**
	Tetrabromoethane	mg/L	0.0001			<0.0001	<0.0001	<0.0001		<0.0001
	Tetrabromoethene	mg/L	0.0001			<0.0001	<0.0001	<0.0001		<0.0001
	Tetrachloroethene	mg/L	0.001	**1.75**	321	<0.001	<0.001	0.004	0.002	0.001
	Trihalomethanes	mg/L				<0.0013	<0.0013	<0.001	<0.004	<0.0013
	trans-1,2-Dibromoethene	mg/L	0.0001			<0.0001	<0.0001	<0.0001		<0.0001
	trans-1,2-dichloroethene	mg/L	0.001			<0.001	<0.001	<0.001	<0.001	<0.001
	trans-1,3-dichloropropene	mg/L	0.001			<0.001	<0.001	<0.001	<0.001	<0.001
	1,1,2-Tribromoethene	mg/L	0.0001			<0.0001	<0.0001	<0.0001		<0.0001
	Trichlorofluoromethane	mg/L	0.001			<0.001	<0.001	0.003	0.002	<0.001
	Vinyl bromide (bromoethene)	mg/L	0.0001	**0.00113**	0.00113	<0.0001	<0.0001	<0.0001	<0.001	<0.0001
	Vinyl chloride	mg/L	0.001	**0.0737**	0.0737	<0.001	<0.001	<0.001	<0.001	<0.001

* A range of results indicates that the laboratory reported different concentrations for the same analyte due to different

** For some analytical results, the EQL had to be raised due to interference with other analytes

Table 3: Southwest Industrial Groundwater Analytical Results

Golder Associates

November 2011

Field_ID	Q5237-05
Location_Code	MWG70
Monitoring_Zone	Southwest Industrial
Sampled_Date_Time	24/05/2010

Chem_Group	ChemName	output unit	EQL	Risk Based Criteria Site and Lot 2	Risk Based Criteria Site and Lot 2 only Inhalation	
Sample Quality Parameters	Total Dissolved Solids @180°C	mg/L	1			
	Sodium	mg/L	0.05			
	Sodium (Filtered)	mg/L	0.05			
	Potassium	mg/L	0.05			
	Potassium (Filtered)	mg/L	0.05			
	Calcium	mg/L	0.05			
	Calcium (Filtered)	mg/L	0.05			
	Magnesium	mg/L	0.05			
	Magnesium (Filtered)	mg/L	0.05			
	Chloride	mg/L	1			
	Sulphate (as SO4)	mg/L	1			
	Sulphate (as SO4) (Filtered)	mg/L	1			
	Bicarbonate Alkalinity	mg/L	1			
	Bicarbonate Alkalinity (as CaCO3)	mg/L	1			
	Carbonate Alkalinity	mg/L	1			
	Carbonate Alkalinity (as CaCO3)	mg/L	1			
	Nitrate (as N)	mg/L	1			
	Nitrate as NO3(2-)	mg/L	1			
	Nitrite (as N)	mg/L	1			
	Ammonia (as N)	mg/L	0.01			
	Total Kjeldahl Nitrogen (as N)	mg/L	0.1			
	Fluoride	mg/L	1			
	Total Organic Carbon	mg/L	1			
	Phosphorus	mg/L	0.01			
	Total Alkalinity (as CaCO3)	mg/L	1			
Heavy Metals	Aluminium	mg/L	0.001	**309**	309	
	Aluminium (Filtered)	mg/L	0.001	**309**	309	
	Arsenic	mg/L	0.0002	**0.00241**	0.00241	
	Arsenic (Filtered)	mg/L	0.0002	**0.00241**	0.00241	
	Cadmium	mg/L	0.00005	**0.309**	0.309	
	Cadmium (Filtered)	mg/L	0.00005	**0.309**	0.309	
	Chromium	mg/L	0.0002	**0.928**	0.928	
	Chromium (Filtered)	mg/L	0.0002	**0.928**	0.928	
	Copper	mg/L	0.0005			
	Copper (Filtered)	mg/L	0.0005			
	Iron (ferrous)	mg/L	0.05			
	Iron	mg/L	0.001	**217**	217	
	Iron (Filtered)	mg/L	0.002	**217**	217	
	Lead	mg/L	0.0001			
	Lead (Filtered)	mg/L	0.0001			
	Manganese	mg/L	0.001	**14.2**	14.2	
	Manganese (Filtered)	mg/L	0.001	**14.2**	14.2	
	Mercury	mg/L	0.00001			
	Mercury (Filtered)	mg/L	0.00001			
	Nickel	mg/L	0.0002	**3.86**	3.86	
	Nickel (Filtered)	mg/L	0.0002	**3.86**	3.86	
	Zinc	mg/L	0.0005			
	Zinc (Filtered)	mg/L	0.0005			
Halogenated Benzenes	1,2,3-Trichlorobenzene	mg/L	0.001			<0.001
	1,2,4,5-Tetrachlorobenzene	mg/L	0.0001			
	1,2,4-Trichlorobenzene	mg/L	0.0001	**0.76**	21.5	<0.001
	1,2-Dichlorobenzene	mg/L	0.0001	**39.6**	60.5	<0.001
	1,3,5-Trichlorobenzene	mg/L	0.0001			
	1,3-Dichlorobenzene	mg/L	0.0001	**16.8**	16.8	<0.001
	1,4-Dichlorobenzene	mg/L	0.0001	**0.00373**	0.00373	<0.001
	2-Chlorotoluene	mg/L	0.001			<0.001
	4-Chlorotoluene	mg/L	0.001			<0.001
	Bromobenzene	mg/L	0.0001			<0.0001
	Chlorobenzene	mg/L	0.001	**2.74**	80.3	<0.001
	Hexachlorobenzene	mg/L	0.0001			
	Pentachlorobenzene	mg/L	0.0001			
Halogenated Phenols	2,3,4,6-Tetrachlorophenol	mg/L	0.0001			
	2,4,5-Trichlorophenol	mg/L	0.0001			
	2,4,6-Trichlorophenol	mg/L	0.0001	**0.12**	54.5	
	2,4-Dichlorophenol	mg/L	0.0001	**0.482**	16200	
	2,6-Dichlorophenol	mg/L	0.0001			
	2-Chlorophenol	mg/L	0.0001			
	Pentachlorophenol	mg/L	0.0001	**0.00302**	27.1	
Herbicides	Dinoseb	mg/L	0.0001			
MAH	1,2,4-trimethylbenzene	mg/L	0.001	**2.11**	11	<0.001
	1,3,5-Trimethylbenzene	mg/L	0.001	**2.76**	8.65	<0.001
	Benzene	mg/L	0.001	**0.00274**	0.00274	<0.001
	Ethylbenzene	mg/L	0.001	**9.33**	3440	<0.001
	Isopropylbenzene	mg/L	0.001	**4.16**	534	<0.001
	n-Butylbenzene	mg/L	0.001			<0.001
	n-Propylbenzene	mg/L	0.001	**0.595**	42.2	<0.001
	p-Isopropyltoluene	mg/L	0.001	**4.5**	529	<0.001
	sec-Butylbenzene	mg/L	0.001			<0.001
	Styrene	mg/L	0.001	**0.9**	585	<0.001
	tert-Butylbenzene	mg/L	0.001			<0.001
	Toluene	mg/L	0.001	**28.8**	382	<0.001
	Total BTEX (QLD EPA 1999 Draft)	mg/L	0.005			<0.005
	MAH (Sum of Total) (Vic EPA 448.3)	mg/L	0.006			
	Xylenes (m & p)	mg/L	0.001	**89**	122	<0.001
	Xylene (o)	mg/L	0.001	**89**	122	<0.001
	Xylenes (Sum of m,p & o)	mg/L	0.002	**89**	122	<0.002
	Total MAHs	mg/L				<0.006
Organochlorine Pesticides	Organochlorine Pesticides	mg/l	0.0001			
	Other Organochlorine Pesticides	mg/l	0.0001			
Other	Benzo(a)pyrene (TEQs)	mg/L				
	Ferrous Iron	mg/L	0.1			
PAH	1-Methylnaphthalene	mg/L	0.0001			
	2-Chloronaphthalene	mg/L	0.0001			
	2-Methylnaphthalene	mg/L	0.0001	**0.133**	0.133	
	3-Methylcholanthrene	mg/L	0.0001			
	7,12-Dimethylbenz(a)anthracene	mg/L	0.0001			
	Acenaphthene	mg/L	0.0001			
	Acenaphthylene	mg/L	0.0001			
	Anthracene	mg/L	0.0001			
	Benz(a)anthracene	mg/L	0.0001			
	Benzo(a)pyrene	mg/L	0.0001	**0.000366**	0.000366	
	Benzo(b)fluoranthene	mg/L	0.0001			
	Benzo(g,h,i)perylene	mg/L	0.0001			
	Benzo(k)fluoranthene	mg/L	0.0001			
	Chrysene	mg/L	0.0001			
	Dibenz(a,h)anthracene	mg/L	0.0001			
	Fluoranthene	mg/L	0.0001			
	Fluorene	mg/L	0.0001			
	Indeno(1,2,3-c,d)pyrene	mg/L	0.0001			
	Naphthalene	mg/L	0.0001	**1.89**	23.7	<0.001
	Phenanthrene	mg/L	0.0001			
	Pyrene	mg/L	0.0001			
Phenolics	2,4-Dimethylphenol	mg/L	0.0001	**4.23**	72300	
	2,4-Dinitrophenol	mg/L	0.0001			
	2,5-Dimethylphenol	mg/L	0.0001			
	2,6-Dimethylphenol	mg/L	0.0001	**0.124**		
	2-Methylphenol	mg/L	0.0001	**11.8**	232000	
	2-Nitrophenol	mg/L	0.0001			
	3- & 4- Methylphenol	mg/L	0.0001			
	4,6-Dinitro-2-methylphenol	mg/L	0.0001			
	4-Chloro-3-methylphenol	mg/L	0.0001			
	4-Nitrophenol	mg/L	0.0001			
	Phenol	mg/L	0.0001	**80.5**	3.6E6	

Table 3: Southwest Industrial Groundwater Analytical Results

Golder Associates

November 2011

Field_ID	Q5237-05
Location_Code	MWG70
Monitoring_Zone	Southwest Industrial
Sampled_Date_Time	24/05/2010

Chem_Group	ChemName	output unit	EQL	Risk Based Criteria Site and Lot 2	Risk Based Criteria Site and Lot 2 only Inhalation	
Phthalates	Bis(2-ethylhexyl) phthalate	mg/L	0.0001	**0.0028**	35700	
	Butylbenzyl phthalate	mg/L	0.0001			
	Diethyl phthalate	mg/L	0.0001			
	Dimethyl phthalate	mg/L	0.0001			
	Di-n-butyl phthalate	mg/L	0.0001			
	Di-n-octyl phthalate	mg/L	0.0001			
Solvents	Methyl Ethyl Ketone	mg/L	0.005	**186**	187000	
	4-Methyl-2-pentanone	mg/L	0.001	**22.5**	58000	
	Acetone	mg/L	0.02	**284**	125000	
	Isophorone	mg/L	0.0001	**2.8**	15	
SVOCs	Acetophenone	mg/L	0.0001	**26.4**		
	Hexachlorocyclopentadiene	mg/L	0.0001			
	Hexachlorophene	mg/L	0.0001			
	Hexachloropropene	mg/L	0.0001			
Total Petroleum Hydrocarbons	Total C6-C36	mg/L	0.05			<0.05
	TPH C 6 - C 9 Fraction	mg/L	0.01	**1920**		<0.01
	TPH C10 - C14 Fraction	mg/L	0.01	**0.655**	325	<0.01
	TPH C15 - C28 Fraction	mg/L	0.05	**9.82**	486	<0.05
	TPH C29-C36 Fraction	mg/L	0.05	**13.1**	46200	<0.05
	TPH+C10 - C36 (Sum of total)	mg/L	0.11			<0.11
	TPH+C10 - C40 (Sum of total)	mg/L	0.05			
Volatile Organic Compounds	1,1,1,2-Tetrachloroethane	mg/L	0.001			<0.001
	1,1,1-Trichloroethane	mg/L	0.001			<0.001
	1,1,2,2-Tetrabromoethane	mg/L	0.0001			<0.0001
	1,1,2,2-Tetrabromoethene	mg/L	0.0001			
	1,1,2,2-Tetrachloroethane	mg/L	0.001			<0.001
	1,1,2-Tribromoethane	mg/L	0.0001			<0.0001
	1,1,2-Trichloroethane	mg/L	0.001	**0.00267**	0.00267	<0.001
	1,1-Dichloroethane	mg/L	0.001			<0.001
	1,1-Dichloroethene	mg/L	0.001	**3.51**	172	<0.001
	1,1-Dichloropropene	mg/L	0.001			<0.001
	1,2,3-Trichloropropane	mg/L	0.001			<0.001
	1,2-Dibromo-3-chloropropane	mg/L	0.0001			<0.0001
	1,2-Dibromoethane	mg/L	0.0001			<0.0001
	cis- & trans-1,2-Dibromoethene	mg/L	0.0001	**1.46**	54.2	<0.0001
	1,2-Dichloroethane	mg/L	0.001	**0.00126**	0.00126	<0.001
	1,2-Dichloropropane	mg/L	0.001			<0.001
	1,3-Dichloropropane	mg/L	0.001			<0.001
	2,2-Dichloropropane	mg/L	0.001			<0.001
	Bromochloromethane	mg/L	0.0001			<0.0001
	Bromodichloromethane	mg/L	0.0001	**0.25**	0.25	<0.0001
	Bromoethane	mg/L	0.0001			<0.0001
	Bromoethyne	mg/L	0.0001			<0.0001
	Bromoform	mg/L	0.0001	**0.25**	0.25	<0.0001
	Bromomethane	mg/L	0.001			<0.001
	Carbon tetrachloride	mg/L	0.0007	**0.00075**	0.00075	**<0.001**
	Chlorinated Hydrocarbons	mg/l	0.025			0.142
	Chlorodibromomethane	mg/L	0.0001	**0.25**	0.25	<0.0001
	Chloroethane	mg/L	0.001	**0.0118**	0.0118	0.001
	Chloroform	mg/L	0.001	**0.25**	0.25	<0.001
	Chloromethane	mg/L	0.001			<0.001
	cis-1,2-Dibromoethene	mg/L	0.0001			<0.0001
	cis-1,2-Dichloroethene	mg/L	0.001	**3.17**	47.6	<0.001
	cis-1,3-Dichloropropene	mg/L	0.001			<0.001
	Dibromomethane	mg/L	0.0001			<0.0001
	Dichlorodifluoromethane	mg/L	0.001			<0.001
	Dichloromethane	mg/L	0.01	**0.0397**	0.0397	<0.01
	Hexachlorobutadiene	mg/L	0.0001			<0.001
	Hexachloroethane	mg/L	0.0001			
	Other Chlorinated Hydrocarbons	mg/l	0.023			0.141
	Pentachloroethane	mg/L	0.0001			
	Trichloroethene	mg/L	0.001	**0.0351**	0.0351	**0.13**
	Tetrabromoethane	mg/L	0.0001			<0.0001
	Tetrabromoethene	mg/L	0.0001			<0.0001
	Tetrachloroethene	mg/L	0.001	**1.75**	321	<0.001
	Trihalomethanes	mg/L				<0.0013
	trans-1,2-Dibromoethene	mg/L	0.0001			<0.0001
	trans-1,2-dichloroethene	mg/L	0.001			<0.001
	trans-1,3-dichloropropene	mg/L	0.001			<0.001
	1,1,2-Tribromoethene	mg/L	0.0001			<0.0001
	Trichlorofluoromethane	mg/L	0.001			<0.001
	Vinyl bromide (bromoethene)	mg/L	0.0001	**0.00113**	0.00113	<0.0001
	Vinyl chloride	mg/L	0.001	**0.0737**	0.0737	<0.001

* A range of results indicates that the laboratory reported different concentrations for the same analyte due to different

** For some analytical results, the EQL had to be raised due to interference with other analytes

Golder Associates

November 2011

Table 4: Upgradient Groundwater Analytical Results

Field_ID				MWG45	MWG45	MWG45	Q5653-02	Q5237-01	MWG46
Location_Code				MWG45	MWG45	MWG45	MWG45	MWG45	MWG46
Monitoring_Zone				Irwin St	Irwin St	Irwin St	Irwin St	Irwin St	Irwin St
Sampled_Date_Time				21/02/2005	20/09/2005	26/09/2006	24/03/2009	24/05/2010	21/02/2005
Chem_Group	**ChemName**	**output unit**	**EQL**	**Risk Based Criteria Site and Lot 2**	**Risk Based Criteria Site and Lot 2 only Inhalation**				
Sample Quality Parameters	Total Dissolved Solids @180°C	mg/L	1			1200	2000	2200	1800		780
	Sodium	mg/L	0.05						450		
	Sodium (Filtered)	mg/L	0.05					640			
	Potassium	mg/L	0.05						9.6		
	Potassium (Filtered)	mg/L	0.05					17			
	Calcium	mg/L	0.05						20		
	Calcium (Filtered)	mg/L	0.05					46			
	Magnesium	mg/L	0.05						28		
	Magnesium (Filtered)	mg/L	0.05					82			
	Chloride	mg/L	1					1200	600		
	Sulphate (as SO4)	mg/L	1						180		
	Sulphate (as SO4) (Filtered)	mg/L	1				160	300			
	Bicarbonate Alkalinity	mg/L	1						140		
	Bicarbonate Alkalinity (as CaCO3)	mg/L	1					94			
	Carbonate Alkalinity	mg/L	1						<1		
	Carbonate Alkalinity (as CaCO3)	mg/L	1					<1			
	Nitrate (as N)	mg/L	0.01				0.64	<1	<1		
	Nitrite (as N)	mg/L	1					<1			
	Ammonia (as N)	mg/L	0.01					0.12			
	Total Kjeldahl Nitrogen (as N)	mg/L	0.1					0.2			
	Fluoride	mg/L	1					<1			
	Phosphorus	mg/L	0.01					0.02			
	Total Alkalinity (as CaCO3)	mg/L	1					94	140		
Heavy Metals	Aluminium	mg/L	0.001	**309**	309				0.024		
	Aluminium (Filtered)	mg/L	0.001	**309**	309	0.0064	0.001	<0.001		0.018	<0.005
	Arsenic	mg/L	0.0005	**0.00241**	0.00241				0.001		
	Arsenic (Filtered)	mg/L	0.0002	**0.00241**	0.00241	<0.001	0.0014	0.0015		<0.0005	<0.001
	Cadmium	mg/L	0.0001	**0.309**	0.309				<0.0001		
	Cadmium (Filtered)	mg/L	0.00005	**0.309**	0.309	<0.001	<0.0005	<0.00005		<0.0005	<0.001
	Chromium	mg/L	0.0002	**0.928**	0.928				<0.0002		
	Chromium (Filtered)	mg/L	0.0002	**0.928**	0.928	<0.001	<0.001	0.0021		<0.001	<0.001
	Copper	mg/L	0.0005						0.0006		
	Copper (Filtered)	mg/L	0.0005					0.0008		<0.001	
	Iron (ferrous)	mg/L	0.05				<0.05	10			
	Iron	mg/L	0.001	**217**	217				4.6		
	Iron (Filtered)	mg/L	0.001	**217**	217	<0.005	11	17		16	<0.005
	Lead	mg/L	0.001						<0.001		
	Lead (Filtered)	mg/L	0.0001			<0.001	<0.001	<0.0001		<0.001	<0.001
	Manganese	mg/L	0.001	**14.2**	14.2				0.14		
	Manganese (Filtered)	mg/L	0.001	**14.2**	14.2	0.055	0.98	0.58		0.39	0.02
	Mercury	mg/L	0.0001						<0.0001		
	Mercury (Filtered)	mg/L	0.00001			<0.0001	<0.0005	<0.00001		<0.0005	<0.0001
	Nickel	mg/L	0.001	**3.86**	3.86				0.002		
	Nickel (Filtered)	mg/L	0.0002	**3.86**	3.86	0.0085	0.006	0.031		0.005	<0.001
	Zinc	mg/L	0.001						0.45		
	Zinc (Filtered)	mg/L	0.0005			0.012	0.045	0.023		0.01	0.0026
Amino Aliphatics	Cyclohexylamine	mg/L	0.2				<0.2				
	Dibutylamine	mg/L	0.2				<0.2				
	Diethylamine	mg/L	0.2				<0.2				
	Dimethylamine	mg/L	0.2	**0.0018**	0.361		**<0.2**				
	Dipropylamine	mg/L	0.2				<0.2				
	Monoisopropylamine	mg/L	0.2				<0.2				
	n-Butylamine	mg/L	0.2				<0.2				
	n-Heptylamine	mg/L	0.2				<0.2				
	n-Hexylamine	mg/L	0.2				<0.2				
	n-Nitrosodiethylamine	mg/L	0.02			<0.02					<0.02
	n-Nitrosodi-n-propylamine	mg/L	0.02			<0.02					<0.02
	n-Propylamine	mg/L	0.2				<0.2				
Amino Aromatics	n-Nitrosodiphenylamine	mg/L	0.02			<0.02					<0.02
Anilines	2-Nitroaniline	mg/L	0.02			<0.02					<0.02
	3-Nitroaniline	mg/L	0.02			<0.02					<0.02
	4-Chloroaniline	mg/L	0.02			<0.02					<0.02
	4-Nitroaniline	mg/L	0.02			<0.02					<0.02
	Aniline	mg/L	0.02			<0.02					<0.02
Explosives	2,4-Dinitrotoluene	mg/L	0.02			<0.02					<0.02
	2,6-Dinitrotoluene	mg/L	0.02			<0.02					<0.02
	Nitrobenzene	mg/L	0.02			<0.02					<0.02
Halogenated Benzenes	1,2,3-Trichlorobenzene	mg/L	0.001			<0.001	<0.001	<0.001	<0.001	<0.001	<0.001
	1,2,4,5-Tetrachlorobenzene	mg/L	0.005				<0.005				
	1,2,4-Trichlorobenzene	mg/L	0.001	**0.76**	21.5	<0.001	<0.001	<0.001	<0.001	<0.001	<0.001
	1,2-Dichlorobenzene	mg/L	0.001	**39.6**	60.5	<0.001	<0.001	<0.001	<0.001	<0.001	<0.001
	1,3,5-Trichlorobenzene	mg/L	0.005				<0.005				
	1,3-Dichlorobenzene	mg/L	0.001	**16.8**	16.8	<0.001	<0.001	<0.001	<0.001	<0.001	<0.001
	1,4-Dichlorobenzene	mg/L	0.001	**0.00373**	0.00373	<0.001	<0.001	<0.001	<0.001	<0.001	<0.001
	2-Chlorotoluene	mg/L	0.001			<0.001	<0.001	<0.001	<0.001	<0.001	<0.001
	4-Chlorotoluene	mg/L	0.001			<0.001	<0.001	<0.001	<0.001	<0.001	<0.001
	Bromobenzene	mg/L	0.0001			<0.001	<0.001	<0.001	<0.0001	<0.0001	<0.001
	Chlorobenzene	mg/L	0.001	**2.74**	80.3	<0.001	<0.001	<0.001	<0.001	<0.001	<0.001
	Hexachlorobenzene	mg/L	0.00001			<0.00001	<0.005				<0.00001
	Pentachlorobenzene	mg/L	0.005				<0.005				
Halogenated Phenols	2,3,4,5-Tetrachlorophenol	mg/L	0.005				<0.005				
	2,3,4,6-Tetrachlorophenol	mg/L	0.002			<0.002					<0.002
	2,4,5-Trichlorophenol	mg/L	0.002			<0.002	<0.005				<0.002
	2,4,6-Trichlorophenol	mg/L	0.002	**0.12**	54.5	<0.002	<0.005				<0.002
	2,4-Dichlorophenol	mg/L	0.001	**0.482**	16200	<0.001	<0.005				<0.001
	2,6-Dichlorophenol	mg/L	0.001			<0.001	<0.005				<0.001
	2-Chlorophenol	mg/L	0.001			<0.001	<0.005				<0.001
	Pentachlorophenol	mg/L	0.002	**0.00302**	27.1	<0.002	**<0.005**				<0.002
	Tetrachlorophenols (Sum of total)	mg/L	0.005				<0.005				
Herbicides	Dinoseb	mg/L	0.005				<0.005				
MAH	1,2,4-trimethylbenzene	mg/L	0.001	**2.11**	11	<0.001	<0.001	<0.001	<0.001	<0.001	<0.001
	1,3,5-Trimethylbenzene	mg/L	0.001	**2.76**	8.65	<0.001	<0.001	<0.001	<0.001	<0.001	<0.001
	Benzene	mg/L	0.001	**0.00274**	0.00274	<0.001	<0.001	<0.001	<0.001	<0.001	<0.001
	Ethylbenzene	mg/L	0.001	**9.33**	3440	<0.001	<0.001	<0.001	<0.001	<0.001	<0.001
	Isopropylbenzene	mg/L	0.001	**4.16**	534	<0.001	<0.001	<0.001	<0.001	<0.001	<0.001
	n-Butylbenzene	mg/L	0.001			<0.001	<0.001	<0.001	<0.001	<0.001	<0.001
	n-Propylbenzene	mg/L	0.001	**0.595**	42.2	<0.001	<0.001	<0.001	<0.001	<0.001	<0.001
	p-Isopropyltoluene	mg/L	0.001	**4.5**	529	<0.001	<0.001	<0.001	<0.001	<0.001	<0.001
	sec-Butylbenzene	mg/L	0.001			<0.001	<0.001	<0.001	<0.001	<0.001	<0.001
	Styrene	mg/L	0.001	**0.9**	585	<0.001	<0.001	<0.001	<0.001	<0.001	<0.001
	tert-Butylbenzene	mg/L	0.001			<0.001	<0.001	<0.001	<0.001	<0.001	<0.001
	Toluene	mg/L	0.001	**28.8**	382	<0.001	<0.001	<0.001	<0.001	<0.001	<0.001
	Total BTEX (QLD EPA 1999 Draft)	mg/L	0.005			<0.005	<0.005	<0.005	<0.005	<0.005	<0.005
	MAH (Sum of Total) (Vic EPA 448.3)	mg/L	0.006			<0.006	<0.006	<0.006	<0.006		<0.006
	Xylenes (m & p)	mg/L	0.001	**89**	122	<0.001	<0.001	<0.001	<0.001	<0.001	<0.001
	Xylene (o)	mg/L	0.001	**89**	122	<0.001	<0.001	<0.001	<0.001	<0.001	<0.001
	Xylenes (Sum of m,p & o)	mg/L	0.002	**89**	122	<0.002	<0.002	<0.002	<0.002	<0.002	<0.002
	Total MAHs	mg/L				<0.006	<0.006	<0.006	<0.006	<0.006	<0.006
Organochlorine Pesticides	4,4-DDE	mg/L	0.02			<0.02					<0.02
	a-BHC	mg/L	0.00001			<0.00001					<0.00001
	Aldrin	mg/L	0.00001			<0.00001					<0.00001
	Aldrin & Dieldrin (Sum of total)	mg/L	0.04			<0.04					<0.04
	b-BHC	mg/L	0.00001			<0.00001					<0.00001
	cis-Chlordane	mg/L	0.00001			<0.00001					<0.00001
	trans-Chlordane	mg/L	0.00001			<0.00001					<0.00001
	d-BHC	mg/L	0.00001			<0.00001					<0.00001
	DDD	mg/L	0.00001			<0.00001					<0.00001
	DDE	mg/L	0.00001			<0.00001					<0.00001
	DDT	mg/L	0.00001			<0.00001					<0.00001
	DDT+DDE+DDD (Sum of total)	mg/L	0.02003			<0.02003					<0.02003
	Dieldrin	mg/L	0.00001			<0.00001					<0.00001
	Endosulfan I	mg/L	0.00001			<0.00001					<0.00001
	Endosulfan II	mg/L	0.00001			<0.00001					<0.00001
	Endosulfan sulphate	mg/L	0.00001			<0.00001					<0.00001
	Endrin	mg/L	0.00001			<0.00001					<0.00001
	Endrin aldehyde	mg/L	0.00001			<0.00001					<0.00001
	Endrin ketone	mg/L	0.00001			<0.00001					<0.00001
	g-BHC	mg/L	0.00001			<0.00001					<0.00001
	Heptachlor	mg/L	0.00001			<0.00001					<0.00001
	Heptachlor & heptachlor edpoxide (Sum of total)	mg/l	0.04			<0.04					<0.04
	Heptachlor epoxide	mg/L	0.00001			<0.00001					<0.00001
	Methoxychlor	mg/L	0.00001			<0.00001					<0.00001
	Organochlorine Pesticides	mg/l	0.005			<0.32004	<0.005				<0.32004
	Other Organochlorine Pesticides	mg/l	0.005			<0.24003	<0.005				<0.24003
	Oxychlordane	mg/L	0.00001			<0.00001					<0.00001

Golder Associates

November 2011

Table 4: Upgradient Groundwater Analytical Results

Field_ID						MWG45	MWG45	MWG45	Q5653-02	Q5237-01	MWG46
Location_Code						MWG45	MWG45	MWG45	MWG45	MWG45	MWG46
Monitoring_Zone						Irwin St	Irwin St	Irwin St	Irwin St	Irwin St	Irwin St
Sampled_Date_Time						21/02/2005	20/09/2005	26/09/2006	24/03/2009	24/05/2010	21/02/2005
Chem_Group	**ChemName**	**output unit**	**EQL**	**Risk Based Criteria Site and Lot 2**	**Risk Based Criteria Site and Lot 2 only Inhalation**						
Organophosphorous Pesticides	Azinphos-methyl	mg/L	0.0001			<0.0001					<0.0001
	Chlorfenvinphos E	mg/L	0.0001			<0.0001					<0.0001
	Chlorfenvinphos Z	mg/L	0.0001			<0.0001					<0.0001
	Chlorpyriphos	mg/L	0.0001			<0.0001					<0.0001
	Chlorpyriphos-methyl	mg/L	0.0001			<0.0001					<0.0001
	Diazinon	mg/L	0.0001			<0.0001					<0.0001
	Dichlorvos	mg/L	0.0001			<0.0001					<0.0001
	Dimethoate	mg/L	0.0001			<0.0001					<0.0001
	Ethion	mg/L	0.0001			<0.0001					<0.0001
	Ethyl Azinphos	mg/L	0.0001			<0.0001					<0.0001
	Fenitrothion	mg/L	0.0001			<0.0001					<0.0001
	Fenthion	mg/L	0.0001			<0.0001					<0.0001
	Malathion	mg/L	0.0001			<0.0001					<0.0001
	Parathion-methyl	mg/L	0.0001			<0.0001					<0.0001
	Parathion	mg/L	0.0001			<0.0001					<0.0001
	Pirimphos-ethyl	mg/L	0.0001			<0.0001					<0.0001
Other	Azobenzene	mg/L	0.02			<0.02					<0.02
	Benzo(a)pyrene (TEQs)	mg/L				<0.0006	<0.0024				<0.00035
	Di(2-ethylhexyl) adipate	mg/L	0.02			<0.02					<0.02
	Dichlorobenzidine	mg/L	0.02			<0.02					<0.02
	Ferrous Iron	mg/L	0.1						3.1		
PAH	2-Chloronaphthalene	mg/L	0.005			<0.02	<0.005				<0.02
	2-Methylnaphthalene	mg/L	0.01	**0.133**	0.133	<0.01					<0.01
	3-Methylcholanthrene	mg/L	0.001				<0.001				
	7,12-Dimethylbenz(a)anthracene	mg/L	0.001				<0.001				
	Acenaphthene	mg/L	0.001			<0.001	<0.001				<0.001
	Acenaphthylene	mg/L	0.001			<0.001	<0.001				<0.001
	Anthracene	mg/L	0.001			<0.001	<0.001				<0.001
	Benz(a)anthracene	mg/L	0.001			<0.001	<0.001				<0.001
	Benzo(a)pyrene	mg/L	0.001	**0.000366**	0.000366	**<0.001**	**<0.001**				**<0.001**
	Benzo(b)&(k)fluoranthene	mg/L	0.002			<0.002					<0.002
	Benzo(b)fluoranthene	mg/L	0.001				<0.001				
	Benzo(g,h,i)perylene	mg/L	0.001			<0.001	<0.001				<0.001
	Benzo(k)fluoranthene	mg/L	0.001				<0.001				
	Chrysene	mg/L	0.001			<0.001	<0.001				<0.001
	Dibenz(a,h)anthracene	mg/L	0.001			<0.001	<0.001				<0.001
	Fluoranthene	mg/L	0.001			<0.001	<0.001				<0.001
	Fluorene	mg/L	0.001			<0.001	<0.001				<0.001
	Indeno(1,2,3-c,d)pyrene	mg/L	0.001			<0.001	<0.001				<0.001
	Naphthalene	mg/L	0.001	**1.89**	23.7	<0.001	<0.001	<0.001	<0.001	<0.001	<0.001
	Phenanthrene	mg/L	0.001			<0.001	<0.001				<0.001
	Pyrene	mg/L	0.001			<0.001	<0.001				<0.001
Pesticides-Others	Carbazole	mg/L	0.02			<0.02					<0.02
	Demeton-s-methyl	mg/L	0.0001			<0.0001					<0.0001
	Pirimiphos-methyl	mg/L	0.0001			<0.0001					<0.0001
Phenolics	2,4-Dimethylphenol	mg/L	0.005	**4.23**	72300	<0.01	<0.005				<0.01
	2,4-Dinitrophenol	mg/L	0.005				<0.005				
	2-Methylphenol	mg/L	0.005	**11.8**	232000	<0.01	<0.005				<0.01
	2-Nitrophenol	mg/L	0.005			<0.01	<0.005				<0.01
	3- & 4- Methylphenol	mg/L	0.005			<0.02	<0.005				<0.02
	4,6-Dinitro-2-methylphenol	mg/L	0.005				<0.005				
	4-Chloro-3-methylphenol	mg/L	0.002			<0.002	<0.005				<0.002
	4-Nitrophenol	mg/L	0.005				<0.005				
	Phenol	mg/L	0.001	**80.5**	3.6E6	<0.001	<0.005				<0.001
Phthalates	Bis(2-ethylhexyl) phthalate	mg/L	0.001	**0.0028**	35700	**<0.02**	<0.001		<0.001		**<0.02**
	Butylbenzyl phthalate	mg/L	0.001			<0.01	<0.001		<0.001		<0.01
	Diethyl phthalate	mg/L	0.001			<0.01	<0.001		<0.001		<0.01
	Dimethyl phthalate	mg/L	0.001			<0.01	<0.001		<0.001		<0.01
	Di-n-butyl phthalate	mg/L	0.001			<0.01	<0.001		<0.001		<0.01
	Di-n-octyl phthalate	mg/L	0.001			<0.01	<0.001		<0.001		<0.01
Solvents	Methyl Ethyl Ketone	mg/L	0.005	**186**	187000		<0.005	<0.005			
	4-Methyl-2-pentanone	mg/L	0.001	**22.5**	58000		<0.005	<0.001			
	Acetone	mg/L	0.02	**284**	125000			<0.02			
	Isophorone	mg/L	0.02	**2.8**	15	<0.02					<0.02
SVOCs	4-Bromophenyl phenyl ether	mg/L	0.02			<0.02					<0.02
	4-Chlorophenyl phenyl ether	mg/L	0.02			<0.02					<0.02
	Benzyl alcohol	mg/L	0.02			<0.02					<0.02
	Bis(2-chloroethoxy) methane	mg/L	0.02			<0.02					<0.02
	Bis(2-chloroethyl) ether	mg/L	0.02			<0.02					<0.02
	Bis(2-chloroisopropyl) ether	mg/L	0.02			<0.02					<0.02
	Dibenzofuran	mg/L	0.02			<0.02					<0.02
	Hexachlorocyclopentadiene	mg/L	0.005			<0.02	<0.005				<0.02
	Hexachlorophene	mg/L	0.005				<0.005				
	Hexachloropropene	mg/L	0.005				<0.005				
Total Petroleum Hydrocarbons	Total C6-C36	mg/L	0.05						<0.05	<0.05	
	TPH C 6 - C 9 Fraction	mg/L	0.01	**1920**		<0.1	<0.01	<0.01	<0.01	<0.01	<0.1
	TPH C10 - C14 Fraction	mg/L	0.01	**0.655**	325	0.028	<0.01	<0.01	<0.01	<0.01	<0.025
	TPH C15 - C28 Fraction	mg/L	0.025	**9.82**	486	<0.025	<0.05	<0.05	<0.05	<0.05	<0.025
	TPH C29-C36 Fraction	mg/L	0.05	**13.1**	46200	<0.1	<0.05	<0.05	<0.05	<0.05	<0.1
	TPH+C10 - C36 (Sum of total)	mg/L	0.11			0.0905	<0.11	<0.11	<0.11	<0.11	<0.15
	TPH+C10 - C40 (Sum of total)	mg/L	0.05				<0.05	<0.05			
Volatile Organic Compounds	1,1,1,2-Tetrachloroethane	mg/L	0.001			<0.001	<0.001	<0.001	<0.001	<0.001	<0.001
	1,1,1-Trichloroethane	mg/L	0.001			<0.001	<0.001	<0.001	<0.001	<0.001	<0.001
	1,1,2,2-Tetrabromoethane	mg/L	0.0001						<0.0001	<0.0001	
	1,1,2,2-Tetrachloroethane	mg/L	0.001			<0.001	<0.001	<0.001	<0.001	<0.001	<0.001
	1,1,2-Tribromoethane	mg/L	0.0001						<0.0001	<0.0001	
	1,1,2-Trichloroethane	mg/L	0.001	**0.00267**	0.00267	<0.001	<0.001	<0.001	<0.001	<0.001	<0.001
	1,1-Dichloroethane	mg/L	0.001			<0.001	<0.001	<0.001	<0.001	<0.001	<0.001
	1,1-Dichloroethene	mg/L	0.001	**3.51**	172	<0.001	<0.001	<0.001	<0.001	<0.001	<0.001
	1,1-Dichloropropene	mg/L	0.001			<0.001	<0.001	<0.001	<0.001	<0.001	<0.001
	1,2,3-Trichloropropane	mg/L	0.001			<0.001	<0.001	<0.001	<0.001	<0.001	<0.001
	1,2-Dibromo-3-chloropropane	mg/L	0.0001			<0.001	<0.001	<0.001	<0.0001	<0.0001	<0.001
	1,2-Dibromoethane	mg/L	0.0001			<0.001	<0.001	<0.001	<0.0001	<0.0001	<0.001
	cis- & trans-1,2-Dibromoethene	mg/L	0.0001	**1.46**	54.2				<0.0001	<0.0001	
	1,2-Dichloroethane	mg/L	0.001	**0.00126**	0.00126	<0.001	<0.001	<0.001	<0.001	<0.001	<0.001
	1,2-Dichloropropane	mg/L	0.001			<0.001	<0.001	<0.001	<0.001	<0.001	<0.001
	1,3-Dichloropropane	mg/L	0.001			<0.001	<0.001	<0.001	<0.001	<0.001	<0.001
	2,2-Dichloropropane	mg/L	0.001			<0.001	<0.001	<0.001	<0.001	<0.001	<0.001
	Bromochloromethane	mg/L	0.0001			<0.001	<0.001	<0.001	<0.0001	<0.0001	<0.001
	Bromodichloromethane	mg/L	0.0001	**0.25**	0.25	0.013	<0.001	<0.001	<0.0001	<0.0001	0.0014
	Bromoethane	mg/L	0.0001						<0.0001	<0.0001	
	Bromoethyne	mg/L	0.0001						<0.0001	<0.0001	
	Bromoform	mg/L	0.0001	**0.25**	0.25	0.024	<0.001	<0.001	<0.0001	<0.0001	0.0021
	Bromomethane	mg/L	0.001			<0.001	<0.001	<0.001	<0.001	<0.001	<0.001
	Carbon tetrachloride	mg/L	0.001	**0.00075**	0.00075	**<0.001**	**<0.001**	**<0.001**	**<0.001**	**<0.001**	**<0.001**
	Chlorinated Hydrocarbons	mg/l	0.025			0.097	<0.131	<0.025	<0.025	<0.025	0.0675
	Chlorodibromomethane	mg/L	0.0001	**0.25**	0.25	0.03	<0.001	<0.001	<0.0001	<0.0001	0.0028
	Chloroethane	mg/L	0.001	**0.0118**	0.0118	<0.001	<0.001	<0.001	<0.001	<0.001	<0.001
	Chloroform	mg/L	0.001	**0.25**	0.25	0.006	<0.001	<0.001	<0.001	<0.001	<0.001
	Chloromethane	mg/L	0.001			0.0098	<0.001	<0.001	<0.001	<0.001	0.0042
	cis-1,2-Dibromoethene	mg/L	0.0001						<0.0001	<0.0001	
	cis-1,2-Dichloroethene	mg/L	0.001	**3.17**	47.6	<0.001	<0.001	<0.001	<0.001	<0.001	<0.001
	cis-1,3-Dichloropropene	mg/L	0.001			<0.001	<0.001	<0.001	<0.001	<0.001	<0.001
	Dibromomethane	mg/L	0.0001			<0.001	<0.001	<0.001	<0.0001	<0.0001	<0.001
	Dichlorodifluoromethane	mg/L	0.001				<0.001	<0.001	<0.001	<0.001	
	Dichloromethane	mg/L	0.001	**0.0397**	0.0397	<0.001	**<0.1**	<0.01	<0.01	<0.01	<0.001
	Hexachlorobutadiene	mg/L	0.001			<0.001	<0.001	<0.001	<0.001	<0.001	<0.001
	Hexachloroethane	mg/L	0.005			<0.02	<0.005				<0.02
	Other Chlorinated Hydrocarbons	mg/l	0.023			0.041	<0.125	<0.023	<0.023	<0.023	<0.071
	Pentachloroethane	mg/L	0.005				<0.005				
	Trichloroethene	mg/L	0.001	**0.0351**	0.0351	<0.001	<0.001	<0.001	<0.001	<0.001	<0.001
	Tetrabromoethane	mg/L	0.0001						<0.0001	<0.0001	
	Tetrabromoethene	mg/L	0.0001						<0.0001	<0.0001	
	Tetrachloroethene	mg/L	0.001	**1.75**	321	<0.001	<0.001	<0.001	<0.001	<0.001	<0.001
	Trihalomethanes	mg/L				0.03 - 0.073	<0.001	<0.001	<0.0013	<0.0013	0.0028 - 0.006
	trans-1,2-Dibromoethene	mg/L	0.0001						<0.0001	<0.0001	
	trans-1,2-dichloroethene	mg/L	0.001			<0.001	<0.001	<0.001	<0.001	<0.001	<0.001
	trans-1,3-dichloropropene	mg/L	0.001			<0.001	<0.001	<0.001	<0.001	<0.001	<0.001
	1,1,2-Tribromoethene	mg/L	0.0001						<0.0001	<0.0001	
	Trichlorofluoromethane	mg/L	0.001			<0.001	<0.001	<0.001	<0.001	<0.001	<0.001
	Vinyl bromide (bromoethene)	mg/L	0.0001	**0.00113**	0.00113				<0.0001	<0.0001	
	Vinyl chloride	mg/L	0.001	**0.0737**	0.0737	0.046	<0.001	<0.001	<0.001	<0.001	0.022

* A range of results indicates that the laboratory reported different concentrations for the same analyte due to different laboratory methods used for analysis

** For some analytical results, the EQL had to be raised due to interference with other analytes

Golder Associates

November 2011

Table 4: Upgradient Groundwater Analytical Results

Field_ID					MWG46	MWG46	Q5653-01	Q5237-02
Location_Code					MWG46	MWG46	MWG46	MWG46
Monitoring_Zone					Irwin St	Irwin St	Irwin St	Irwin St
Sampled_Date_Time					20/09/2005	10/10/2006	24/03/2009	24/05/2010
Chem_Group	**ChemName**	**output unit**	**EQL**	**Risk Based Criteria Site and Lot 2**	**Risk Based Criteria Site and Lot 2 only Inhalation**			
Sample Quality Parameters	Total Dissolved Solids @180°C	mg/L	1			340	350	240	
	Sodium	mg/L	0.05					84	
	Sodium (Filtered)	mg/L	0.05				160		
	Potassium	mg/L	0.05					2	
	Potassium (Filtered)	mg/L	0.05				4.9		
	Calcium	mg/L	0.05					0.26	
	Calcium (Filtered)	mg/L	0.05				3.4		
	Magnesium	mg/L	0.05					1.7	
	Magnesium (Filtered)	mg/L	0.05				6.8		
	Chloride	mg/L	1				140	71	
	Sulphate (as SO4)	mg/L	1					17	
	Sulphate (as SO4) (Filtered)	mg/L	1			35	58		
	Bicarbonate Alkalinity	mg/L	1					60	
	Bicarbonate Alkalinity (as CaCO3)	mg/L	1				60		
	Carbonate Alkalinity	mg/L	1					<1	
	Carbonate Alkalinity (as CaCO3)	mg/L	1				<1		
	Nitrate (as N)	mg/L	0.01			31	41	4	
	Nitrite (as N)	mg/L	1				<1		
	Ammonia (as N)	mg/L	0.01				0.01		
	Total Kjeldahl Nitrogen (as N)	mg/L	0.1				0.3		
	Fluoride	mg/L	1				<1		
	Phosphorus	mg/L	0.01				0.01		
	Total Alkalinity (as CaCO3)	mg/L	1				60	60	
Heavy Metals	Aluminium	mg/L	0.001	**309**	309			0.027	
	Aluminium (Filtered)	mg/L	0.001	**309**	309	0.004	<0.001		0.016
	Arsenic	mg/L	0.0005	**0.00241**	0.00241			<0.0005	
	Arsenic (Filtered)	mg/L	0.0002	**0.00241**	0.00241	<0.0005	0.0004		<0.0005
	Cadmium	mg/L	0.0001	**0.309**	0.309			<0.0001	
	Cadmium (Filtered)	mg/L	0.00005	**0.309**	0.309	<0.0005	<0.00005		<0.0005
	Chromium	mg/L	0.0002	**0.928**	0.928			<0.0002	
	Chromium (Filtered)	mg/L	0.0002	**0.928**	0.928	<0.001	<0.0002		<0.001
	Copper	mg/L	0.0005					0.0005	
	Copper (Filtered)	mg/L	0.0005				<0.0005		<0.001
	Iron (ferrous)	mg/L	0.05			<0.05	<0.05		
	Iron	mg/L	0.001	**217**	217			<0.001	
	Iron (Filtered)	mg/L	0.001	**217**	217	0.014	<0.002		0.01
	Lead	mg/L	0.001					<0.001	
	Lead (Filtered)	mg/L	0.0001			<0.001	<0.0001		<0.001
	Manganese	mg/L	0.001	**14.2**	14.2			0.044	
	Manganese (Filtered)	mg/L	0.001	**14.2**	14.2	0.006	0.022		0.051
	Mercury	mg/L	0.0001					<0.0001	
	Mercury (Filtered)	mg/L	0.00001			<0.0005	<0.00001		<0.0005
	Nickel	mg/L	0.001	**3.86**	3.86			0.002	
	Nickel (Filtered)	mg/L	0.0002	**3.86**	3.86	<0.001	<0.0002		0.001
	Zinc	mg/L	0.001					0.085	
	Zinc (Filtered)	mg/L	0.0005			0.07	0.011		0.008
Amino Aliphatics	Cyclohexylamine	mg/L	0.2			<0.2			
	Dibutylamine	mg/L	0.2			<0.2			
	Diethylamine	mg/L	0.2			<0.2			
	Dimethylamine	mg/L	0.2	**0.0018**	0.361	**<0.2**			
	Dipropylamine	mg/L	0.2			<0.2			
	Monoisopropylamine	mg/L	0.2			<0.2			
	n-Butylamine	mg/L	0.2			<0.2			
	n-Heptylamine	mg/L	0.2			<0.2			
	n-Hexylamine	mg/L	0.2			<0.2			
	n-Nitrosodiethylamine	mg/L	0.02						
	n-Nitrosodi-n-propylamine	mg/L	0.02						
	n-Propylamine	mg/L	0.2			<0.2			
Amino Aromatics	n-Nitrosodiphenylamine	mg/L	0.02						
Anilines	2-Nitroaniline	mg/L	0.02						
	3-Nitroaniline	mg/L	0.02						
	4-Chloroaniline	mg/L	0.02						
	4-Nitroaniline	mg/L	0.02						
	Aniline	mg/L	0.02						
Explosives	2,4-Dinitrotoluene	mg/L	0.02						
	2,6-Dinitrotoluene	mg/L	0.02						
	Nitrobenzene	mg/L	0.02						
Halogenated Benzenes	1,2,3-Trichlorobenzene	mg/L	0.001			<0.001	<0.001	<0.001	<0.001
	1,2,4,5-Tetrachlorobenzene	mg/L	0.005			<0.005			
	1,2,4-Trichlorobenzene	mg/L	0.001	**0.76**	21.5	<0.001	<0.001	<0.001	<0.001
	1,2-Dichlorobenzene	mg/L	0.001	**39.6**	60.5	<0.001	<0.001	<0.001	<0.001
	1,3,5-Trichlorobenzene	mg/L	0.005			<0.005			
	1,3-Dichlorobenzene	mg/L	0.001	**16.8**	16.8	<0.001	<0.001	<0.001	<0.001
	1,4-Dichlorobenzene	mg/L	0.001	**0.00373**	0.00373	<0.001	<0.001	<0.001	<0.001
	2-Chlorotoluene	mg/L	0.001			<0.001	<0.001	<0.001	<0.001
	4-Chlorotoluene	mg/L	0.001			<0.001	<0.001	<0.001	<0.001
	Bromobenzene	mg/L	0.0001			<0.001	<0.001	<0.0001	<0.0001
	Chlorobenzene	mg/L	0.001	**2.74**	80.3	<0.001	<0.001	<0.001	<0.001
	Hexachlorobenzene	mg/L	0.00001			<0.005			
	Pentachlorobenzene	mg/L	0.005			<0.005			
Halogenated Phenols	2,3,4,5-Tetrachlorophenol	mg/L	0.005			<0.005			
	2,3,4,6-Tetrachlorophenol	mg/L	0.002						
	2,4,5-Trichlorophenol	mg/L	0.002			<0.005			
	2,4,6-Trichlorophenol	mg/L	0.002	**0.12**	54.5	<0.005			
	2,4-Dichlorophenol	mg/L	0.001	**0.482**	16200	<0.005			
	2,6-Dichlorophenol	mg/L	0.001			<0.005			
	2-Chlorophenol	mg/L	0.001			<0.005			
	Pentachlorophenol	mg/L	0.002	**0.00302**	27.1	**<0.005**			
	Tetrachlorophenols (Sum of total)	mg/L	0.005			<0.005			
Herbicides	Dinoseb	mg/L	0.005			<0.005			
MAH	1,2,4-trimethylbenzene	mg/L	0.001	**2.11**	11	<0.001	<0.001	<0.001	<0.001
	1,3,5-Trimethylbenzene	mg/L	0.001	**2.76**	8.65	<0.001	<0.001	<0.001	<0.001
	Benzene	mg/L	0.001	**0.00274**	0.00274	<0.001	<0.001	<0.001	<0.001
	Ethylbenzene	mg/L	0.001	**9.33**	3440	<0.001	<0.001	<0.001	<0.001
	Isopropylbenzene	mg/L	0.001	**4.16**	534	<0.001	<0.001	<0.001	<0.001
	n-Butylbenzene	mg/L	0.001			<0.001	<0.001	<0.001	<0.001
	n-Propylbenzene	mg/L	0.001	**0.595**	42.2	<0.001	<0.001	<0.001	<0.001
	p-Isopropyltoluene	mg/L	0.001	**4.5**	529	<0.001	<0.001	<0.001	<0.001
	sec-Butylbenzene	mg/L	0.001			<0.001	<0.001	<0.001	<0.001
	Styrene	mg/L	0.001	**0.9**	585	<0.001	<0.001	<0.001	<0.001
	tert-Butylbenzene	mg/L	0.001			<0.001	<0.001	<0.001	<0.001
	Toluene	mg/L	0.001	**28.8**	382	<0.001	<0.001	<0.001	<0.001
	Total BTEX (QLD EPA 1999 Draft)	mg/L	0.005			<0.005	<0.005	<0.005	<0.005
	MAH (Sum of Total) (Vic EPA 448.3)	mg/L	0.006			<0.006	<0.006	<0.006	
	Xylenes (m & p)	mg/L	0.001	**89**	122	<0.001	<0.001	<0.001	<0.001
	Xylene (o)	mg/L	0.001	**89**	122	<0.001	<0.001	<0.001	<0.001
	Xylenes (Sum of m,p & o)	mg/L	0.002	**89**	122	<0.002	<0.002	<0.002	<0.002
	Total MAHs	mg/L				<0.006	<0.006	<0.006	<0.006
Organochlorine Pesticides	4,4-DDE	mg/L	0.02						
	a-BHC	mg/L	0.00001						
	Aldrin	mg/L	0.00001						
	Aldrin & Dieldrin (Sum of total)	mg/L	0.04						
	b-BHC	mg/L	0.00001						
	cis-Chlordane	mg/L	0.00001						
	trans-Chlordane	mg/L	0.00001						
	d-BHC	mg/L	0.00001						
	DDD	mg/L	0.00001						
	DDE	mg/L	0.00001						
	DDT	mg/L	0.00001						
	DDT+DDE+DDD (Sum of total)	mg/L	0.02003						
	Dieldrin	mg/L	0.00001						
	Endosulfan I	mg/L	0.00001						
	Endosulfan II	mg/L	0.00001						
	Endosulfan sulphate	mg/L	0.00001						
	Endrin	mg/L	0.00001						
	Endrin aldehyde	mg/L	0.00001						
	Endrin ketone	mg/L	0.00001						
	g-BHC	mg/L	0.00001						
	Heptachlor	mg/L	0.00001						
	Heptachlor & heptachlor edpoxide (Sum of total)	mg/l	0.04						
	Heptachlor epoxide	mg/L	0.00001						
	Methoxychlor	mg/L	0.00001						
	Organochlorine Pesticides	mg/l	0.005			<0.005			
	Other Organochlorine Pesticides	mg/l	0.005			<0.005			
	Oxychlordane	mg/L	0.00001						

Golder Associates

November 2011

Table 4: Upgradient Groundwater Analytical Results

Field_ID	MWG46	MWG46	Q5653-01	Q5237-02
Location_Code	MWG46	MWG46	MWG46	MWG46
Monitoring_Zone	Irwin St	Irwin St	Irwin St	Irwin St
Sampled_Date_Time	20/09/2005	10/10/2006	24/03/2009	24/05/2010

Chem_Group	ChemName	output unit	EQL	Risk Based Criteria Site and Lot 2	Risk Based Criteria Site and Lot 2 only Inhalation				
Organophosphorous Pesticides	Azinphos-methyl	mg/L	0.0001						
	Chlorfenvinphos E	mg/L	0.0001						
	Chlorfenvinphos Z	mg/L	0.0001						
	Chlorpyriphos	mg/L	0.0001						
	Chlorpyriphos-methyl	mg/L	0.0001						
	Diazinon	mg/L	0.0001						
	Dichlorvos	mg/L	0.0001						
	Dimethoate	mg/L	0.0001						
	Ethion	mg/L	0.0001						
	Ethyl Azinphos	mg/L	0.0001						
	Fenitrothion	mg/L	0.0001						
	Fenthion	mg/L	0.0001						
	Malathion	mg/L	0.0001						
	Parathion-methyl	mg/L	0.0001						
	Parathion	mg/L	0.0001						
	Pirimphos-ethyl	mg/L	0.0001						
Other	Azobenzene	mg/L	0.02						
	Benzo(a)pyrene (TEQs)	mg/L				<0.0024			
	Di(2-ethylhexyl) adipate	mg/L	0.02						
	Dichlorobenzidine	mg/L	0.02						
	Ferrous Iron	mg/L	0.1					<0.1	
PAH	2-Chloronaphthalene	mg/L	0.005			<0.005			
	2-Methylnaphthalene	mg/L	0.01	**0.133**	0.133				
	3-Methylcholanthrene	mg/L	0.001			<0.001			
	7,12-Dimethylbenz(a)anthracene	mg/L	0.001			<0.001			
	Acenaphthene	mg/L	0.001			<0.001			
	Acenaphthylene	mg/L	0.001			<0.001			
	Anthracene	mg/L	0.001			<0.001			
	Benz(a)anthracene	mg/L	0.001			<0.001			
	Benzo(a)pyrene	mg/L	0.001	**0.000366**	0.000366	**<0.001**			
	Benzo(b)&(k)fluoranthene	mg/L	0.002						
	Benzo(b)fluoranthene	mg/L	0.001			<0.001			
	Benzo(g,h,i)perylene	mg/L	0.001			<0.001			
	Benzo(k)fluoranthene	mg/L	0.001			<0.001			
	Chrysene	mg/L	0.001			<0.001			
	Dibenz(a,h)anthracene	mg/L	0.001			<0.001			
	Fluoranthene	mg/L	0.001			<0.001			
	Fluorene	mg/L	0.001			<0.001			
	Indeno(1,2,3-c,d)pyrene	mg/L	0.001			<0.001			
	Naphthalene	mg/L	0.001	**1.89**	23.7	<0.001	<0.001	<0.001	<0.001
	Phenanthrene	mg/L	0.001			<0.001			
	Pyrene	mg/L	0.001			<0.001			
Pesticides-Others	Carbazole	mg/L	0.02						
	Demeton-s-methyl	mg/L	0.0001						
	Pirimiphos-methyl	mg/L	0.0001						
Phenolics	2,4-Dimethylphenol	mg/L	0.005	**4.23**	72300	<0.005			
	2,4-Dinitrophenol	mg/L	0.005			<0.005			
	2-Methylphenol	mg/L	0.005	**11.8**	232000	<0.005			
	2-Nitrophenol	mg/L	0.005			<0.005			
	3- & 4- Methylphenol	mg/L	0.005			<0.005			
	4,6-Dinitro-2-methylphenol	mg/L	0.005			<0.005			
	4-Chloro-3-methylphenol	mg/L	0.002			<0.005			
	4-Nitrophenol	mg/L	0.005			<0.005			
	Phenol	mg/L	0.001	**80.5**	3.6E6	<0.005			
Phthalates	Bis(2-ethylhexyl) phthalate	mg/L	0.001	**0.0028**	35700	<0.001		<0.001	
	Butylbenzyl phthalate	mg/L	0.001			<0.001		<0.001	
	Diethyl phthalate	mg/L	0.001			<0.001		<0.001	
	Dimethyl phthalate	mg/L	0.001			<0.001		<0.001	
	Di-n-butyl phthalate	mg/L	0.001			<0.001		<0.001	
	Di-n-octyl phthalate	mg/L	0.001			<0.001		<0.001	
Solvents	Methyl Ethyl Ketone	mg/L	0.005	**186**	187000	<0.005	<0.005		
	4-Methyl-2-pentanone	mg/L	0.001	**22.5**	58000	<0.005	<0.001		
	Acetone	mg/L	0.02	**284**	125000		<0.02		
	Isophorone	mg/L	0.02	**2.8**	15				
SVOCs	4-Bromophenyl phenyl ether	mg/L	0.02						
	4-Chlorophenyl phenyl ether	mg/L	0.02						
	Benzyl alcohol	mg/L	0.02						
	Bis(2-chloroethoxy) methane	mg/L	0.02						
	Bis(2-chloroethyl) ether	mg/L	0.02						
	Bis(2-chloroisopropyl) ether	mg/L	0.02						
	Dibenzofuran	mg/L	0.02						
	Hexachlorocyclopentadiene	mg/L	0.005			<0.005			
	Hexachlorophene	mg/L	0.005			<0.005			
	Hexachloropropene	mg/L	0.005			<0.005			
Total Petroleum Hydrocarbons	Total C6-C36	mg/L	0.05					<0.05	<0.05
	TPH C 6 - C 9 Fraction	mg/L	0.01	**1920**		<0.01	<0.01	<0.01	<0.01
	TPH C10 - C14 Fraction	mg/L	0.01	**0.655**	325	<0.01	<0.01	<0.01	<0.01
	TPH C15 - C28 Fraction	mg/L	0.025	**9.82**	486	<0.05	<0.05	<0.05	<0.05
	TPH C29-C36 Fraction	mg/L	0.05	**13.1**	46200	<0.05	<0.05	<0.05	<0.05
	TPH+C10 - C36 (Sum of total)	mg/L	0.11			<0.11	<0.11	<0.11	<0.11
	TPH+C10 - C40 (Sum of total)	mg/L	0.05			<0.05	<0.05		
Volatile Organic Compounds	1,1,1,2-Tetrachloroethane	mg/L	0.001			<0.001	<0.001	<0.001	<0.001
	1,1,1-Trichloroethane	mg/L	0.001			<0.001	<0.001	<0.001	<0.001
	1,1,2,2-Tetrabromoethane	mg/L	0.0001					<0.0001	<0.0001
	1,1,2,2-Tetrachloroethane	mg/L	0.001			<0.001	<0.001	<0.001	<0.001
	1,1,2-Tribromoethane	mg/L	0.0001					<0.0001	<0.0001
	1,1,2-Trichloroethane	mg/L	0.001	**0.00267**	0.00267	<0.001	<0.001	<0.001	<0.001
	1,1-Dichloroethane	mg/L	0.001			<0.001	<0.001	<0.001	<0.001
	1,1-Dichloroethene	mg/L	0.001	**3.51**	172	<0.001	<0.001	<0.001	<0.001
	1,1-Dichloropropene	mg/L	0.001			<0.001	<0.001	<0.001	<0.001
	1,2,3-Trichloropropane	mg/L	0.001			<0.001	<0.001	<0.001	<0.001
	1,2-Dibromo-3-chloropropane	mg/L	0.0001			<0.001	<0.001	<0.0001	<0.0001
	1,2-Dibromoethane	mg/L	0.0001			<0.001	<0.001	<0.0001	<0.0001
	cis- & trans-1,2-Dibromoethene	mg/L	0.0001	**1.46**	54.2			<0.0001	<0.0001
	1,2-Dichloroethane	mg/L	0.001	**0.00126**	0.00126	<0.001	<0.001	<0.001	<0.001
	1,2-Dichloropropane	mg/L	0.001			<0.001	<0.001	<0.001	<0.001
	1,3-Dichloropropane	mg/L	0.001			<0.001	<0.001	<0.001	<0.001
	2,2-Dichloropropane	mg/L	0.001			<0.001	<0.001	<0.001	<0.001
	Bromochloromethane	mg/L	0.0001			<0.001	<0.001	<0.0001	<0.0001
	Bromodichloromethane	mg/L	0.0001	**0.25**	0.25	<0.001	<0.001	<0.0001	<0.0001
	Bromoethane	mg/L	0.0001					<0.0001	<0.0001
	Bromoethyne	mg/L	0.0001					<0.0001	<0.0001
	Bromoform	mg/L	0.0001	**0.25**	0.25	<0.001	<0.001	<0.0001	<0.0001
	Bromomethane	mg/L	0.001			<0.001	<0.001	<0.001	<0.001
	Carbon tetrachloride	mg/L	0.001	**0.00075**	0.00075	**<0.001**	**<0.001**	**<0.001**	**<0.001**
	Chlorinated Hydrocarbons	mg/l	0.025			<0.131	<0.025	<0.025	<0.025
	Chlorodibromomethane	mg/L	0.0001	**0.25**	0.25	<0.001	<0.001	<0.0001	<0.0001
	Chloroethane	mg/L	0.001	**0.0118**	0.0118	<0.001	<0.001	<0.001	<0.001
	Chloroform	mg/L	0.001	**0.25**	0.25	<0.001	<0.001	<0.001	<0.001
	Chloromethane	mg/L	0.001			<0.001	<0.001	<0.001	<0.001
	cis-1,2-Dibromoethene	mg/L	0.0001					<0.0001	<0.0001
	cis-1,2-Dichloroethene	mg/L	0.001	**3.17**	47.6	<0.001	<0.001	<0.001	<0.001
	cis-1,3-Dichloropropene	mg/L	0.001			<0.001	<0.001	<0.001	<0.001
	Dibromomethane	mg/L	0.0001			<0.001	<0.001	<0.0001	<0.0001
	Dichlorodifluoromethane	mg/L	0.001			<0.001	<0.001	<0.001	<0.001
	Dichloromethane	mg/L	0.001	**0.0397**	0.0397	**<0.1**	<0.01	<0.01	<0.01
	Hexachlorobutadiene	mg/L	0.001			<0.001	<0.001	<0.001	<0.001
	Hexachloroethane	mg/L	0.005			<0.005			
	Other Chlorinated Hydrocarbons	mg/l	0.023			<0.125	<0.023	<0.023	<0.023
	Pentachloroethane	mg/L	0.005			<0.005			
	Trichloroethene	mg/L	0.001	**0.0351**	0.0351	<0.001	<0.001	<0.001	<0.001
	Tetrabromoethane	mg/L	0.0001					<0.0001	<0.0001
	Tetrabromoethene	mg/L	0.0001					<0.0001	<0.0001
	Tetrachloroethene	mg/L	0.001	**1.75**	321	<0.001	<0.001	<0.001	<0.001
	Trihalomethanes	mg/L				<0.001	<0.001	<0.0013	<0.0013
	trans-1,2-Dibromoethene	mg/L	0.0001					<0.0001	<0.0001
	trans-1,2-dichloroethene	mg/L	0.001			<0.001	<0.001	<0.001	<0.001
	trans-1,3-dichloropropene	mg/L	0.001			<0.001	<0.001	<0.001	<0.001
	1,1,2-Tribromoethene	mg/L	0.0001					<0.0001	<0.0001
	Trichlorofluoromethane	mg/L	0.001			<0.001	<0.001	<0.001	<0.001
	Vinyl bromide (bromoethene)	mg/L	0.0001	**0.00113**	0.00113			<0.0001	<0.0001
	Vinyl chloride	mg/L	0.001	**0.0737**	0.0737	<0.001	<0.001	<0.001	<0.001

* A range of results indicates that the laboratory reported different concentrations for the same analyte due to different laboratory method

** For some analytical results, the EQL had to be raised due to interference with other analytes

Golder Associates

November 2011

Table 5: Hanson Groundwater Analysis

Field_ID	MWG64	Q4060-03	Q5658-04	Q5211-04 Filtered	Q5241-04
Location_Code	MWG64	MWG64	MWG64	MWG64	MWG64
Monitoring_Zone	Hanson	Hanson	Hanson	Hanson	Hanson
Sampled_Date_Time	9/10/2006	19/03/2008	30/03/2009	23/09/2009	31/05/2010

Chem_Group	ChemName	output unit	EQL	Risk Based Criteria May 08 Hanson	*Risk Based Criteria Site and Lot 2*	Risk Based Criteria Site and Lot 2 only Inhalation					
Sample Quality Parameters	Total Dissolved Solids @180°C	mg/L	0.1				810 - 1010		810		
	Sodium	mg/L	0.05						220		
	Sodium (Filtered)	mg/L	0.05				260 - 310				
	Potassium	mg/L	0.05						9.4		
	Potassium (Filtered)	mg/L	0.05				9 - 14				
	Calcium	mg/L	0.05						11		
	Calcium (Filtered)	mg/L	0.05				13 - 21				
	Magnesium	mg/L	0.05						54		
	Magnesium (Filtered)	mg/L	0.05				46 - 62				
	Chloride	mg/L	0.1				315 - 370		340		
	Sulphate (as SO4)	mg/L	1						53		
	Sulphate (as SO4) (Filtered)	mg/L	0.1				50 - 60				
	Sulphur (as S)	mg/L	0.1				20				
	Bicarbonate Alkalinity	mg/L	1						240		
	Bicarbonate Alkalinity (as CaCO3)	mg/L	0.1				250 - 275				
	Carbonate Alkalinity	mg/L	1						<1		
	Carbonate Alkalinity (as CaCO3)	mg/L	1				<1				
	Nitrogen (Total Oxidised)	mg/L	0.1				0.026				
	Nitrate (as N)	mg/L	0.1				<1 - 0.026		<1		
	Nitrite (as N)	mg/L	0.01				<0.01				
	Ammonia (as N)	mg/L	0.01				0.137 - 0.23				
	Total Kjeldahl Nitrogen (as N)	mg/L	0.1				0.7 - 1.4				
	Fluoride	mg/L	1				<1				
	Hydroxide Alkalinity (as CaCO3)	mg/L	1				<1				
	Phosphorus	mg/L	0.01				<0.01				
	Total Alkalinity (as CaCO3)	mg/L	0.1				250 - 275		240		
	Total Anions	meq/L	0.1				15.6				
	Total Cations	meq/L	0.1				16.2				
Heavy Metals	Aluminium	mg/L	0.001		*309*	309			0.041		
	Aluminium (Filtered)	mg/L	0.001		*309*	309	<0.001 - 0.013				0.011
	Arsenic	mg/L	0.0005		*0.00241*	0.00241			*0.049*	*0.011*	
	Arsenic (Filtered)	mg/L	0.0002		*0.00241*	0.00241	*0.013 - 0.017*				*0.07*
	Cadmium	mg/L	0.0001		*0.309*	0.309			<0.0001	<0.0005	
	Cadmium (Filtered)	mg/L	0.00005		*0.309*	0.309	<0.00005				<0.0002
	Chromium	mg/L	0.0002		*0.928*	0.928			<0.0002	<0.001	
	Chromium (Filtered)	mg/L	0.0002		*0.928*	0.928	<0.0002				<0.001
	Cobalt	mg/L	0.001							0.011	
	Copper	mg/L	0.0005						<0.0005	<0.001	
	Copper (Filtered)	mg/L	0.0005				<0.0005 - 0.0022				<0.001
	Iron (ferrous)	mg/L	0.05				42 - 47				
	Iron	mg/L	0.001		*217*	217			32		
	Iron (Filtered)	mg/L	0.002		*217*	217	54.3 - 59				26
	Lead	mg/L	0.001						<0.001	<0.001	
	Lead (Filtered)	mg/L	0.0001				<0.0001				<0.001
	Manganese	mg/L	0.001		*14.2*	14.2			0.1		
	Manganese (Filtered)	mg/L	0.001		*14.2*	14.2	1.33 - 1.4				0.069
	Mercury	mg/L	0.00006						<0.0001		
	Mercury (Filtered)	mg/L	0.00001				<0.00001				<0.00006
	Nickel	mg/L	0.001		*3.86*	3.86			0.002	0.014	
	Nickel (Filtered)	mg/L	0.0002		*3.86*	3.86	0.024 - 0.028				0.004
	Zinc	mg/L	0.001						0.34	0.73	
	Zinc (Filtered)	mg/L	0.0005				0.005 - 0.018				0.006
Amino Aromatics	1-Naphthylamine	mg/L	0.002				<0.002				
Anilines	2-methyl-5-nitroaniline	mg/L	0.002				<0.002				
Explosives	1,3,5-Trinitrobenzene	mg/L	0.002				<0.002				
	2,4-Dinitrotoluene	mg/L	0.004				<0.004				
	2,6-Dinitrotoluene	mg/L	0.004				<0.004				
	Nitrobenzene	mg/L	0.002				<0.002				
Halogenated Benzenes	1,2,3-Trichlorobenzene	mg/L	0.001				<0.001	<0.001	<0.001		<0.001
	1,2,4,5-Tetrachlorobenzene	mg/L	0.0001				<0.0001				
	1,2,4-Trichlorobenzene	mg/L	0.0001		*0.76*	21.5	<0.0001	<0.001	<0.001		<0.001
	1,2-Dichlorobenzene	mg/L	0.0001	**12500**	*39.6*	60.5	<0.05 - 0.005	0.004	0.003		0.001
	1,3,5-Trichlorobenzene	mg/L	0.0001				<0.0001				
	1,3-Dichlorobenzene	mg/L	0.0001		*16.8*	16.8	<0.001 - 0.0002	<0.001	<0.001		<0.001
	1,4-Dichlorobenzene	mg/L	0.0001		*0.00373*	0.00373	<0.001 - 0.0006	<0.001	<0.001		<0.001
	2-Chlorotoluene	mg/L	0.001				<0.001	<0.001	<0.001		<0.001
	4-Chlorotoluene	mg/L	0.001				<0.001	<0.001	<0.001		<0.001
	Bromobenzene	mg/L	0.0001				<0.0001	<0.001	<0.0001		<0.0001
	Chlorobenzene	mg/L	0.001		*2.74*	80.3	<0.001	<0.001	<0.001		<0.001
	Hexachlorobenzene	mg/L	0.0001				<0.0001				
	Pentachlorobenzene	mg/L	0.0001				<0.0001				
Halogenated Phenols	2,3,4,6-Tetrachlorophenol	mg/L	0.0001				<0.0001	<0.0001			
	2,4,5-Trichlorophenol	mg/L	0.0001				<0.0001	<0.0001			
	2,4,6-Trichlorophenol	mg/L	0.0001		*0.12*	54.5	<0.0001	<0.0001			
	2,4-Dichlorophenol	mg/L	0.0001		*0.482*	16200	<0.0001	<0.0001			
	2,6-Dichlorophenol	mg/L	0.0001				<0.0001	<0.0001			
	2-Chlorophenol	mg/L	0.00005				<0.00005	<0.0001			
	Pentachlorophenol	mg/L	0.00005		*0.00302*	27.1	<0.00005	<0.0001			
	Tetrachlorophenols (Sum of total)	mg/L	0.0001				<0.0001				
Herbicides	Dinoseb	mg/L	0.0001				<0.0001	<0.0001			
	Pronamide	mg/L	0.002				<0.002				
MAH	1,2,4-trimethylbenzene	mg/L	0.001	**3160**	*2.11*	11	<0.05 - 0.052	0.029	0.001		<0.001
	1,3,5-Trimethylbenzene	mg/L	0.001		*2.76*	8.65	<0.05 - 0.016	0.008	<0.001		<0.001
	Benzene	mg/L	0.001		*0.00274*	0.00274	*<0.01 - 0.003*	*0.003*	0.001		0.001
	Ethylbenzene	mg/L	0.0001	**1.08E6**	*9.33*	3440	0.108 - 0.17	0.081	0.001		<0.001
	Isopropylbenzene	mg/L	0.001		*4.16*	534	<0.05 - 0.004	0.002	<0.001		<0.001
	n-Butylbenzene	mg/L	0.001				<0.001	<0.001	<0.001		<0.001
	n-Propylbenzene	mg/L	0.001		*0.595*	42.2	<0.05 - 0.005	<0.001	<0.001		<0.001
	p-Isopropyltoluene	mg/L	0.001	**175000**	*4.5*	529	<0.05 - 0.002	<0.001	<0.001		<0.001
	sec-Butylbenzene	mg/L	0.001				<0.001	<0.001	<0.001		<0.001
	Styrene	mg/L	0.001		*0.9*	585	<0.001	<0.001	<0.001		<0.001
	tert-Butylbenzene	mg/L	0.001				<0.001	<0.001	<0.001		<0.001
	Toluene	mg/L	0.0001	**117000**	*28.8*	382	0.212 - 0.37	0.003	<0.001		<0.001
	Total BTEX (QLD EPA 1999 Draft)	mg/L					0.389 - 0.823	0.10405	0.0035		0.003
	MAH (Sum of Total) (Vic EPA 448.3)	mg/L					0.389 - 0.8235	0.10455	0.004		
	Xylenes (m & p)	mg/L	0.0001		*89*	122	0.064 - 0.12	0.015	<0.001		<0.001
	Xylene (o)	mg/L	0.0001		*89*	122	0.064 - 0.16	0.002	<0.001		<0.001
	Xylenes (Sum of m,p & o)	mg/L	0.002	**42600**	*89*	122	0.158 - 0.28	0.017	<0.002		<0.002
	Total MAHs	mg/L					0.645 - 0.8235	0.1045	0.004		0.0035
Organochlorine Pesticides	Organochlorine Pesticides	mg/l	0.0001				<0.0001				
	Other Organochlorine Pesticides	mg/l	0.0001				<0.0001				
Other	Azobenzene	mg/L	0.002				<0.002				
	Benzo(a)pyrene (TEQs)	mg/L					<0.00024				
	Benzo(e)pyrene	mg/L	0.0001				<0.0001				
	Coronene	mg/L	0.0001				<0.0001				
	Ferrous Iron	mg/L	0.1						20		
	Perylene	mg/L	0.0001				<0.0001				
	Tetrachloronaphthalene	mg/L	0.0001				<0.0001				
	Trichloronaphthalene	mg/L	0.0001				<0.0001				
PAH	1-Chloronaphthalene	mg/L	0.0001				<0.0001				
	1-Methylnaphthalene	mg/L	0.0001				0.0004 - 0.0005				
	2-Chloronaphthalene	mg/L	0.0001				<0.0001				
	2-Methylnaphthalene	mg/L	0.00005		*0.133*	0.133	0.0002 - 0.0004				
	3-Methylcholanthrene	mg/L	0.0001				<0.0001				
	7,12-Dimethylbenz(a)anthracene	mg/L	0.0001				<0.0001				
	Acenaphthene	mg/L	0.0001				<0.0001				
	Acenaphthylene	mg/L	0.0001				<0.0001				
	Anthracene	mg/L	0.0001				<0.0001				
	Benz(a)anthracene	mg/L	0.0001				<0.0001				
	Benzo(a)pyrene	mg/L	0.00005		*0.000366*	0.000366	<0.00005				
	Benzo(b)fluoranthene	mg/L	0.0001				<0.0001				
	Benzo(g,h,i)perylene	mg/L	0.0001				<0.0001				
	Benzo(k)fluoranthene	mg/L	0.0001				<0.0001				
	Chloronaphthalenes (1- & 2-)	mg/L	0.0001				<0.0001				
	Chrysene	mg/L	0.0001				<0.0001				
	Dibenz(a,h)anthracene	mg/L	0.0001				<0.0001				
	Fluoranthene	mg/L	0.0001				<0.0001				
	Fluorene	mg/L	0.0001				<0.0001				
	Indeno(1,2,3-c,d)pyrene	mg/L	0.0001				<0.0001				
	Naphthalene	mg/L	0.00005		*1.89*	23.7	<0.07 - 0.0018	<0.001	<0.001		<0.001
	Phenanthrene	mg/L	0.0001	**0.00136**			<0.0001				
	Pyrene	mg/L	0.0001				<0.0001				

Table 5: Hanson Groundwater Analysis

Golder Associates

November 2011

Field_ID	MWG64	Q4060-03	Q5658-04	Q5211-04 Filtered	Q5241-04
Location_Code	MWG64	MWG64	MWG64	MWG64	MWG64
Monitoring_Zone	Hanson	Hanson	Hanson	Hanson	Hanson
Sampled_Date_Time	9/10/2006	19/03/2008	30/03/2009	23/09/2009	31/05/2010

Chem_Group	ChemName	output unit	EQL	Risk Based Criteria May 08 Hanson	*Risk Based Criteria Site and Lot 2*	Risk Based Criteria Site and Lot 2 only Inhalation					
Pesticides-Others	Chlorobenzilate	mg/L	0.002				<0.002				
Phenolics	2,4-Dimethylphenol	mg/L	0.00005		*4.23*	72300	0.0006 - 0.0033	0.0002			
	2,4-Dinitrophenol	mg/L	0.0001				<0.0001	<0.0001			
	2,5-Dimethylphenol	mg/L	0.0001				0.0009 - 0.0012	<0.0001			
	2,6-Dimethylphenol	mg/L	0.0001		*0.124*		0.0025 - 0.0027	<0.0001			
	2-Methylphenol	mg/L	0.00005		*11.8*	232000	0.004 - 0.0046	<0.0001			
	2-Nitrophenol	mg/L	0.0001				<0.0001	<0.0001			
	3- & 4- Methylphenol	mg/L	0.0001				0.013 - 0.017	<0.0001			
	3-Methylphenol	mg/L	0.00005		*312000*		0.0058				
	4,6-Dinitro-2-methylphenol	mg/L	0.0001				<0.0001	<0.0001			
	4-Chloro-3-methylphenol	mg/L	0.00005				<0.00005	<0.0001			
	4-Methylphenol	mg/L	0.00005		*27300*		0.0032				
	4-Nitrophenol	mg/L	0.0001				<0.0001	<0.0001			
	Phenol	mg/L	0.00005		*80.5*	3.6E6	<0.0001 - 0.0005	<0.0001			
Phthalates	Bis(2-ethylhexyl) phthalate	mg/L	0.0001		*0.0028*	35700	<0.0001		*0.003*		
	Butylbenzyl phthalate	mg/L	0.0001				<0.0001		<0.001		
	Diethyl phthalate	mg/L	0.0001				<0.0001		<0.001		
	Dimethyl phthalate	mg/L	0.0001				<0.0001		<0.001		
	Di-n-butyl phthalate	mg/L	0.001				<0.001		<0.001		
	Di-n-octyl phthalate	mg/L	0.0001				<0.0001		<0.001		
Solvents	Methyl Ethyl Ketone	mg/L	0.005		*186*	187000	<0.5 - 0.028				
	2-Hexanone	mg/L	0.5				<0.5				
	4-Methyl-2-pentanone	mg/L	0.001		*22.5*	58000	<0.5 - 0.49				
	Acetone	mg/L	0.02		*284*	125000	<0.5 - 0.07				
	Isophorone	mg/L	0.0001		*2.8*	15	<0.0001				
	Vinyl acetate	mg/L	0.5				<0.5				
SVOCs	2-(Acetylamino) fluorene	mg/L	0.0001				<0.0001				
	2-Picoline	mg/L	0.002				<0.002				
	4-(Dimethylamino) azobenzene	mg/L	0.002				<0.002				
	4-Aminobiphenyl	mg/L	0.002				<0.002				
	4-Nitroquinoline-n-oxide	mg/L	0.002				<0.002				
	Acetophenone	mg/L	0.0001		*26.4*		<0.002 - 0.0006				
	Hexachlorocyclopentadiene	mg/L	0.0001				<0.0001				
	Hexachlorophene	mg/L	0.0001				<0.0001	<0.0001			
	Hexachloropropene	mg/L	0.0001				<0.0001				
	Pentachloronitrobenzene	mg/L	0.002				<0.002				
	Phenacetin	mg/L	0.002				<0.002				
Total Petroleum Hydrocarbons	Total C6-C36	mg/L	0.05					1	0.32		0.18
	TPH C 6 - C 9 Fraction	mg/L	0.0001	**743000**	*1920*		0.72 - 1.6	0.22	0.08		<0.01
	TPH C10 - C14 Fraction	mg/L	0.0001	**126000**	*0.655*	325	*0.54 - 1.46*	*0.68*	0.15		0.18
	TPH C15 - C28 Fraction	mg/L	0.0001	**188000**	*9.82*	486	<0.05 - 0.3	0.12	0.1		<0.05
	TPH C29-C36 Fraction	mg/L	0.05	**1.73E7**	*13.1*	46200	<0.05	<0.05	<0.05		<0.05
	TPH+C10 - C36 (Sum of total)	mg/L					0.59 - 1.785	0.825	0.275		0.23
	TPH+C10 - C40 (Sum of total)	mg/L	0.05				2 - 2.3				
Volatile Organic Compounds	1,1,1,2-Tetrachloroethane	mg/L	0.001				<0.001	<0.001	<0.001		<0.001
	1,1,1-Trichloroethane	mg/L	0.001				<0.001	<0.001	<0.001		<0.001
	1,1,2,2-Tetrabromoethane	mg/L	0.0001				<0.0001		<0.0001		<0.0001
	1,1,2,2-Tetrabromoethene	mg/L	0.0001				<0.0001				
	1,1,2,2-Tetrachloroethane	mg/L	0.001				<0.001	<0.001	<0.001		<0.001
	1,1,2-Tribromoethane	mg/L	0.0001				<0.0001		<0.0001		<0.0001
	1,1,2-Trichloroethane	mg/L	0.001	**0.331**	*0.00267*	0.00267	<0.001	<0.001	<0.001		<0.001
	1,1-Dichloroethane	mg/L	0.0001				0.052 - 0.073	0.035	0.032		0.016
	1,1-Dichloroethene	mg/L	0.001		*3.51*	172	<0.05 - 0.011	0.004	0.007		0.004
	1,1-Dichloropropene	mg/L	0.001				<0.001	<0.001	<0.001		<0.001
	1,2,3-Trichloropropane	mg/L	0.001				<0.001	<0.001	<0.001		<0.001
	1,2-Dibromo-3-chloropropane	mg/L	0.0001				<0.0001	<0.001	<0.0001		<0.0001
	1,2-Dibromoethane	mg/L	0.0001				<0.0001	<0.001	<0.0001		<0.0001
	cis- & trans-1,2-Dibromoethene	mg/L	0.0001		*1.46*	54.2			<0.0001		0.0004
	1,2-Dichloroethane	mg/L	0.001		*0.00126*	0.00126	<0.001	<0.001	<0.001		<0.001
	1,2-Dichloropropane	mg/L	0.001				<0.001	<0.001	<0.001		<0.001
	1,3-Dichloropropane	mg/L	0.001				<0.001	<0.001	<0.001		<0.001
	2,2-Dichloropropane	mg/L	0.001				<0.001	<0.001	<0.001		<0.001
	Bromochloromethane	mg/L	0.0001				<0.0001	<0.001	<0.0001		<0.0001
	Bromodichloromethane	mg/L	0.0001		*0.25*	0.25	<0.0001	<0.001	<0.0001		<0.0001
	Bromoethane	mg/L	0.0001				<0.0001		<0.0001		<0.0001
	Bromoethyne	mg/L	0.0001				<0.0001		<0.0001		<0.0001
	Bromoform	mg/L	0.0001		*0.25*	0.25	<0.0001	<0.001	<0.0001		<0.0001
	Bromomethane	mg/L	0.001				<0.001	<0.001	<0.001		<0.001
	Carbon disulfide	mg/L	0.05				<0.05				
	Carbon tetrachloride	mg/L	0.0007		*0.00075*	0.00075	*<0.001*	*<0.001*	*<0.001*		<0.0007
	Chlorinated Hydrocarbons	mg/l	0.1				<0.1 - 0.0115	0.0315	0.024		0.01835
	Chlorodibromomethane	mg/L	0.0001		*0.25*	0.25	<0.0001	<0.001	<0.0001		<0.0001
	Chloroethane	mg/L	0.001		*0.0118*	0.0118	<0.001	<0.001	<0.001		<0.001
	Chloroform	mg/L	0.001	**0.25**	*0.25*	0.25	<0.001	<0.001	<0.001		<0.001
	Chloromethane	mg/L	0.001				<0.001	<0.001	<0.001		<0.001
	cis-1,2-Dibromoethene	mg/L	0.0001				0.001		<0.0001		0.0004
	cis-1,2-Dichloroethene	mg/L	0.0001	**10400**	*3.17*	47.6	0.162 - 0.2	0.13	0.13		0.14
	cis-1,3-Dichloropropene	mg/L	0.001				<0.001	<0.001	<0.001		<0.001
	cis-1,4-Dichloro-2-butene	mg/L	0.05				<0.05				
	Dibromomethane	mg/L	0.0001				<0.0001	<0.001	<0.0001		<0.0001
	Dichlorodifluoromethane	mg/L	0.001				<0.001	<0.001	<0.001		<0.001
	Dichloromethane	mg/L	0.01		*0.0397*	0.0397	<0.01	<0.01	<0.01		<0.01
	Hexachlorobutadiene	mg/L	0.0001				<0.0001	<0.001	<0.001		<0.001
	Hexachloroethane	mg/L	0.0001				<0.0001				
	Iodomethane	mg/L	0.05				<0.05				
	Other Chlorinated Hydrocarbons	mg/l	0.1				<0.1 - 0.0115	0.029	0.023		0.01685
	Pentachloroethane	mg/L	0.0001				<0.0001				
	Trichloroethene	mg/L	0.001	**11**	*0.0351*	0.0351	<0.05 - 0.011	0.011	0.003		0.002
	Tetrabromoethane	mg/L	0.0001						<0.0001		<0.0001
	Tetrabromoethene	mg/L	0.0001						<0.0001		<0.0001
	Tetrachloroethene	mg/L	0.001	**110000**	*1.75*	321	<0.05 - 0.011	0.004	0.003		0.003
	Trihalomethanes	mg/L					<0.0003	<0.001	<0.0013		<0.0013
	trans-1,2-Dibromoethene	mg/L	0.0001				<0.0001		<0.0001		<0.0001
	trans-1,2-dichloroethene	mg/L	0.001				<0.001	<0.001	<0.001		<0.001
	trans-1,3-dichloropropene	mg/L	0.001				<0.001	<0.001	<0.001		<0.001
	trans-1,4-Dichloro-2-butene	mg/L	0.05				<0.05				
	1,1,2-Tribromoethene	mg/L	0.0001				<0.0001		<0.0001		<0.0001
	Trichlorofluoromethane	mg/L	0.001				<0.5 - 0.004	<0.001	0.001		<0.001
	Vinyl bromide (bromoethene)	mg/L	0.0001		*0.00113*	0.00113	*0.011 - 0.012*		<0.0001		<0.0001
	Vinyl chloride	mg/L	0.001		*0.0737*	0.0737	<0.5 - 0.002	0.002	<0.001		0.001

* A range of results indicates that the laboratory reported different concentrations for the same analyte due to different laboratory methods used for analysis

** For some analytical results, the EQL had to be raised due to interference with other analytes

Table 6: Damplands Groundwater Analytical Results

Chem_Group	ChemName	output unit	EQL	Risk Based Criteria Damplands Excluding Swimming	Risk Based Criteria May 08 Aquatic Ecosystem Screening Criteria																									
	Field_ID					MW36	MW36	MW36	MW36	MW36	MW36	MW36	Q4068-03	Q5664-01	Q5677-01	Q5207-03	Q5244-02	MW60	Q4068-05	Q5663-03	Q5677-06	Q5244-05	MW62	Q4058-01	Q5658-01	Q5210-01	Q5239-01	MW63	Q4064-01	Q5658-02
	Location_Code					MW36	MW36	MW36	MW36	MW36	MW36	MW36	MW36	MW36	MW36	MW36	MW36	MW60	MW60	MW60	MW60	MW60	MW62	MW62	MW62	MW62	MW62	MW63	MW63	MW63
	Monitoring_Zone					Damplands	Damplands	Damplands	Damplands	Damplands	Damplands	Damplands	Damplands	Damplands	Damplands	Damplands	Damplands	Damplands	Damplands	Damplands	Damplands	Damplands	Damplands	Damplands	Damplands	Damplands	Damplands	Damplands	Damplands	Damplands
	Sampled_Date_Time					7/03/2003	12/12/2003	10/03/2004	10/06/2004	14/09/2004	18/09/2005	20/09/2006	3/04/2008	6/04/2009	23/06/2009	17/09/2009	2/06/2010	28/09/2006	3/04/2008	6/04/2009	23/06/2009	2/06/2010	11/10/2006	17/03/2008	30/03/2009	22/09/2009	26/05/2010	11/10/2006	30/03/2008	30/03/2009
Sample Quality Parameters	Total Dissolved Solids @180°C	mg/L	1			800					1200	1100	990	1000				470	960	980			470	770	960			540	430	470
	Sodium	mg/L	0.05										300	300					310	300				210	240				110	99
	Sodium (Filtered)	mg/L	0.05			168						260						140					120					140		
	Potassium	mg/L	0.05										12	12					10	9.7				7.1	7.7				5.3	5.9
	Potassium (Filtered)	mg/L	0.05			11						12						2.9					7.8					10		
	Calcium	mg/L	0.05										16	14					24	21				3.1	4.2				10	7.9
	Calcium (Filtered)	mg/L	0.05			50						11						7.8					37					38		
	Magnesium	mg/L	0.05		82								43	42					39	36				62	70				16	17
	Magnesium (Filtered)	mg/L	0.05		82	11						43						21					23					21		
	Chloride	mg/L	1			348						530	540	530				340	540	510			150	410	480			200	160	140
	Sulphate (as SO4)	mg/L	1										49	52					60	77				44	48				25	24
	Sulphate (as SO4) (Filtered)	mg/L	1			79					51	53						48					87					31		
	Bicarbonate Alkalinity	mg/L	1										56	60					54	60				14	10				22	20
	Bicarbonate Alkalinity (as CaCO3)	mg/L	1			78						75						120					92					96		
	Carbonate Alkalinity	mg/L	1										<1	<1					<1	<1				<1	<1				<1	<1
	Carbonate Alkalinity (as CaCO3)	mg/L	1			<1						<1						<1										<1		
	Nitrate (as N)	mg/L	0.01		7						<0.01	<1	<0.2	<1			<0.01	<1	<0.2	<1		<0.01	23	8	10		9.6	47	20	17
	Nitrate as NO3(2-)	mg/L	0.9										<0.9						<0.9					35					88	
	Nitrite (as N)	mg/L	1									<1	<1					<1	<1				<1	<1				<1	<1	
	Ammonia (as N)	mg/L	0.01									0.13	0.11					0.12	0.02				0.31	0.13				0.32	<0.01	
	Total Kjeldahl Nitrogen (as N)	mg/L	0.1									0.2	0.1					0.2	0.1				1.5	0.1				1.3	<0.1	
	Fluoride	mg/L	1									<1	<1					<1	<1				<1	<1				<1	<1	
	Total Organic Carbon	mg/L	1										1						1					3					1	
	Phosphorus	mg/L	0.01									0.03	0.05					<0.01	0.02				<0.01	<0.01				<0.01	0.01	
	Total Alkalinity (as CaCO3)	mg/L	1			78						75	56	60				120	54	60			92	14	10			96	22	20
	Total Anions	meq/L	0.01			13																								
	Total Cations	meq/L	0.01			11																								
Heavy Metals	Aluminium	mg/L	0.001	**309**	0.055									<0.001						0.005				0.088	0.51	0.055			0.013	0.43
	Aluminium (Filtered)	mg/L	0.001	**309**	0.055						0.003	<0.001	<0.001				0.006	0.045	<0.001			0.004	<0.001				0.16	0.01		
	Arsenic	mg/L	0.0002		0.013									<0.0005		<0.0005				<0.0005				<0.0002	<0.0005	0.0005			<0.0002	<0.0005
	Arsenic (Filtered)	mg/L	0.0002		0.013						<0.0005	0.0006	0.0008				<0.0005	<0.0002	0.0011			<0.0005	0.0006				0.0008	0.0005		
	Cadmium	mg/L	0.00005		0.0002									<0.0001		<0.0001				<0.0001				0.0002	<0.0001	<0.0005			<0.00005	<0.0001
	Cadmium (Filtered)	mg/L	0.00005		0.0002						<0.0005	<0.00005	<0.00005				<0.0002	<0.00005	<0.00005			<0.0002	<0.00005				<0.0002	<0.00005		
	Chromium	mg/L	0.0002		0.001									<0.0002		0.001				<0.0002				0.0004	0.001	0.001			0.0002	0.0013
	Chromium (Filtered)	mg/L	0.0002		0.001						<0.001	<0.0002	0.0002				<0.001	0.0002	<0.0002			<0.001	0.0003				<0.001	<0.0002		
	Cobalt	mg/L	0.001																							0.003				
	Copper	mg/L	0.0005		0.0014									0.0019		0.002				<0.0005				0.0011	0.0013	<0.001			0.003	0.0014
	Copper (Filtered)	mg/L	0.0005		0.0014							<0.0005	0.0005				<0.001	0.0005	<0.0005			0.001	<0.0005				0.001	<0.0005		
	Iron (ferrous)	mg/L	0.05								15	10	13					0.5	1.5				0.45	0.06				3.2	0.08	
	Iron	mg/L	0.001	**217**	0.3									17		17				2				0.068	0.43				0.085	0.48
	Iron (Filtered)	mg/L	0.001	**217**	0.3						16	14	17				16	0.99	2			1.3	0.45				0.029	3		
	Lead	mg/L	0.0001		0.0034									<0.001		<0.001				<0.001				0.0004	<0.001	<0.001			<0.0001	0.001
	Lead (Filtered)	mg/L	0.0001		0.0034						<0.001	<0.0001	<0.0001				<0.001	<0.0001	<0.0001			<0.001	<0.0001				<0.001	<0.0001		
	Manganese	mg/L	0.001	**14.2**	1.9									0.25						0.13				0.09	0.077				0.18	0.12
	Manganese (Filtered)	mg/L	0.001	**14.2**	1.9						0.25	0.29	0.29				0.27	2	0.18			0.078	0.39				0.086	0.44		
	Mercury	mg/L	0.00001		0.00006									<0.0001		<0.00001				<0.0001				<0.00001	<0.0001	<0.00001			<0.00001	<0.0001
	Mercury (Filtered)	mg/L	0.00001		0.00006						<0.0005	<0.00001	<0.00001				<0.00006	<0.00001	<0.00001			<0.00006	<0.00001				<0.00006	<0.00001		
	Nickel	mg/L	0.0002	**3.86**	0.011									<0.001		<0.001				<0.001				0.012	0.004	0.003			0.0091	0.004
	Nickel (Filtered)	mg/L	0.0002	**3.86**	0.011						<0.001	<0.0002	0.0002				<0.001	0.0007	0.0014			0.001	0.0051				0.004	0.005		
	Zinc	mg/L	0.0005		0.008									0.002		0.002				0.002				0.21	0.29	0.33			0.008	0.27
	Zinc (Filtered)	mg/L	0.0005		0.008						0.045	0.0012	0.0021				0.002	0.011	0.004			0.003	0.014				0.009	0.013		
Amino Aliphatics	Cyclohexylamine	mg/L	0.2								<0.2																			
	Dibutylamine	mg/L	0.2								<0.2																			
	Diethylamine	mg/L	0.2								<0.2																			
	Dimethylamine	mg/L	0.2								<0.2																			
	Dipropylamine	mg/L	0.2								<0.2																			
	Monoisopropylamine	mg/L	0.2								<0.2																			
	n-Butylamine	mg/L	0.2								<0.2																			
	n-Heptylamine	mg/L	0.2								<0.2																			
	n-Hexylamine	mg/L	0.2								<0.2																			
	n-Nitrosodiethylamine	mg/L	0.002			<0.002	<0.002	<0.002	<0.002	<0.002																				
	n-Nitrosodi-n-butylamine	mg/L	0.002			<0.002	<0.002	<0.002	<0.002	<0.002																				
	n-Nitrosodi-n-propylamine	mg/L	0.002			<0.002	<0.002	<0.002	<0.002	<0.002																				
	n-Nitrosomethylethylamine	mg/L	0.002			<0.002	<0.002	<0.002	<0.002	<0.002																				
	n-Propylamine	mg/L	0.2								<0.2																			
Amino Aromatics	1-Naphthylamine	mg/L	0.002			<0.002	<0.002	<0.002	<0.002	<0.002																				
	n-Nitrosodiphenylamine & Diphenylamine	mg/L	0.004			<0.004	<0.004	<0.004	<0.004	<0.004																				
Anilines	2-Nitroaniline	mg/L	0.004			<0.004	<0.004	<0.004	<0.004	<0.004																				
	3-Nitroaniline	mg/L	0.004			<0.004	<0.004	<0.004	<0.004	<0.004																				
	4-Chloroaniline	mg/L	0.002			<0.002	<0.002	<0.002	<0.002	<0.002																				
	4-Nitroaniline	mg/L	0.002			<0.002	<0.002	<0.002	<0.002	<0.002																				
	2-methyl-5-nitroaniline	mg/L	0.002			<0.002	<0.002	<0.002	<0.002	<0.002																				
	Aniline	mg/L	0.002			<0.002	<0.002	<0.002	<0.002	<0.002																				
Explosives	1,3,5-Trinitrobenzene	mg/L	0.002			<0.002	<0.002	<0.002	<0.002	<0.002																				
	2,4-Dinitrotoluene	mg/L	0.004			<0.004	<0.004	<0.004	<0.004	<0.004																				
	2,6-Dinitrotoluene	mg/L	0.004			<0.004	<0.004	<0.004	<0.004	<0.004																				
	Nitrobenzene	mg/L	0.002			<0.002	<0.002	<0.002	<0.002	<0.002																				
Halogenated Benzenes	1,2,3-Trichlorobenzene	mg/L	0.0005		0.003	<0.0005	<0.005	<0.0005	<0.0005	<0.0005	<0.001	<0.001	<0.001	<0.001	<0.001		<0.001	<0.001	<0.001	<0.001	<0.001	<0.001	<0.001	<0.001	<0.001		<0.001	<0.001	<0.001	<0.001
	1,2,4,5-Tetrachlorobenzene	mg/L	0.0001								<0.005							<0.0001					<0.0001					<0.0001		
	1,2,4-Trichlorobenzene	mg/L	0.0001		0.085	<0.0005	<0.002	<0.0005	<0.0005	<0.0005	<0.001	<0.001	<0.001	<0.001	<0.001		<0.001	<0.0001	<0.001	<0.001	<0.001	<0.001	<0.0001	<0.001	<0.001		<0.001	<0.0001	<0.001	<0.001
	1,2-Dichlorobenzene	mg/L	0.0001		0.16	<0.0005	<0.002	<0.0005	<0.0005	<0.0005	<0.001	<0.001	<0.001	<0.001	<0.001		<0.001	<0.0001	<0.001	<0.001	<0.001	<0.001	<0.0001	<0.001	<0.001		<0.001	<0.0001	<0.001	<0.001
	1,3,5-Trichlorobenzene	mg/L	0.0001								<0.005							<0.0001					<0.0001					<0.0001		
	1,3-Dichlorobenzene	mg/L	0.0001			<0.0005	<0.002	<0.0005	<0.0005	<0.0005	<0.001	<0.001	<0.001	<0.001	<0.001		<0.001	<0.0001	<0.001	<0.001	<0.001	<0.001	<0.0001	<0.001	<0.001		<0.001	<0.0001	<0.001	<0.001
	1,4-Dichlorobenzene	mg/L	0.0001		0.06	<0.0005	<0.002	<0.0005	<0.0005	<0.0005	<0.001	<0.001	<0.001	<0.001	<0.001		<0.001	<0.0001	<0.001	<0.001	<0.001	<0.001	<0.0001	<0.001	<0.001		<0.001	<0.0001	<0.001	<0.001
	2-Chlorotoluene	mg/L	0.0005		0.003	<0.0005	<0.005	<0.0005	<0.0005	<0.0005	<0.001	<0.001	<0.001	<0.001	<0.001		<0.001	<0.001	<0.001	<0.001	<0.001	<0.001	<0.001	<0.001	<0.001		<0.001	<0.001	<0.001	<0.001
	4-Chlorotoluene	mg/L	0.0005		0.003	<0.0005	<0.005	<0.0005	<0.0005	<0.0005	<0.001	<0.001	<0.001	<0.001	<0.001		<0.001	<0.001	<0.001	<0.001	<0.001	<0.001	<0.001	<0.001	<0.001		<0.001	<0.001	<0.001	<0.001
	Bromobenzene	mg/L	0.0001			<0.0005	<0.005	<0.0005	<0.0005	<0.0005	<0.001	<0.001	<0.001	<0.0001	<0.001		<0.0001	<0.0001	<0.001	<0.0001	<0.001	<0.0001	<0.0001	<0.001	<0.0001		<0.0001	<0.0001	<0.001	<0.0001
	Chlorobenzene	mg/L	0.0005		0.055	<0.0005	<0.005	<0.0005	<0.0005	<0.0005	<0.001	<0.001	<0.001	<0.001	<0.001		<0.001	<0.001	<0.001	<0.001	<0.001	<0.001	<0.001	<0.001	<0.001		<0.001	<0.001	<0.001	<0.001
	Hexachlorobenzene	mg/L	0.0001			<0.004	<0.004	<0.004	<0.004	<0.004	<0.005							<0.0001					<0.0001					<0.0001		
	Pentachlorobenzene	mg/L	0.0001			<0.002	<0.002	<0.002	<0.002	<0.002	<0.005							<0.0001					<0.0001					<0.0001		
Halogenated Phenols	2,3,4,5-Tetrachlorophenol	mg/L	0.005								<0.005																			
	2,3,4,6-Tetrachlorophenol	mg/L	0.0001			<0.0001	<0.0001	<0.0001	<0.0001	<0.0001								<0.0001					<0.0001					<0.0001		
	2,4,5-Trichlorophenol	mg/L	0.0001			<0.0001	<0.0001	<0.0001	<0.0001	<0.0001	<0.005							<0.0001					<0.0001					<0.0001		
	2,4,6-Trichlorophenol	mg/L	0.0001			0.0001	<0.0001	<0.0001	<0.0001	<0.0001	<0.005							<0.0001					<0.0001					<0.0001		
	2,4-Dichlorophenol	mg/L	0.0001			<0.0001	<0.0001	<0.0001	<0.0001	<0.0001	<0.005							<0.0001					<0.0001					<0.0001		
	2,6-Dichlorophenol	mg/L	0.0001			0.0002	<0.0001	<0.0001	<0.0001	<0.0001	<0.005							<0.0001					<0.0001					<0.0001		
	2-Chlorophenol	mg/L	0.00005			<0.00005	<0.00005	<0.00005	<0.00005	<0.00005	<0.005							<0.0001					<0.0001					<0.0001		
	Hexachlorophenol	mg/L	0.0001			<0.0001	<0.0001	<0.0001	<0.0001	<0.0001																				
	Pentachlorophenol	mg/L	0.00005			<0.00005	<0.00005	<0.00005	<0.00005	<0.00005	<0.005							<0.0001					<0.0001					<0.0001		
	Tetrachlorophenols (Sum of total)	mg/L	0.005								<0.005																			
Herbicides	Dinoseb	mg/L	0.0001								<0.005							<0.0001					<0.0001					<0.0001		
	Pronamide	mg/L	0.002			<0.002	<0.002	<0.002	<0.002	<0.002																				
MAH	1,2,4-trimethylbenzene	mg/L	0.0001		0.033	<0.001	<0.005	<0.001	<0.001	0.006	<0.001	<0.001	<0.001	<0.001	<0.001		<0.001	<0.001	<0.001	<0.001	<0.001	<0.001	<0.001	<0.001	<0.001		<0.001	<0.001	<0.001	<0.001
	1,3,5-Trimethylbenzene	mg/L	0.0001		0.071	<0.001	<0.005	<0.001	<0.001	0.003	<0.001	<0.001	<0.001	<0.001	<0.001		<0.001	<0.001	<0.001	<0.001	<0.001	<0.001	<0.001	<0.001	<0.001		<0.001	<0.001	<0.001	<0.001
	Benzene	mg/L	0.001		0.95	<0.001	<0.005	<0.001	<0.001	<0.001	<0.001	<0.001	<0.001	<0.001	<0.001		<0.001	<0.001	<0.001	<0.001	<0.001	<0.001	<0.001	<0.001	<0.001		<0.001	<0.001	<0.001	<0.001
	Ethylbenzene	mg/L	0.0001		0.08	<0.001	<0.005	<0.001	<0.001	0.013	<0.001	<0.001	<0.001	<0.001	<0.001		<0.001	<0.001	<0.001	<0.001	<0.001	<0.001	<0.001	<0.001	<0.001		<0.001	<0.001	<0.001	<0.001
	Isopropylbenzene	mg/L	0.001		0.03	<0.001	<0.005	<0.001	<0.001	<0.001	<0.001	<0.001	<0.001	<0.001	<0.001		<0.001	<0.001	<0.001	<0.001	<0.001	<0.001	<0.001	<0.001	<0.001		<0.001	<0.001	<0.001	<0.001
	n-Butylbenzene	mg/L	0.001			<0.001	<0.005	<0.001	<0.001	<0.001	<0.001	<0.001	<0.001	<0.001	<0.001		<0.001	<0.001	<0.001	<0.001	<0.001	<0.001	<0.001	<0.001	<0.001		<0.001	<0.001	<0.001	<0.001
	n-Propylbenzene	mg/L	0.0001			<0.001	<0.005	<0.001	<0.001	0.001	<0.001	<0.001	<0.001	<0.001	<0.001		<0.001	<0.001	<0.001	<0.001	<0.001	<0.001	<0.001	<0.001	<0.001		<0.001	<0.001	<0.001	<0.001
	p-Isopropyltoluene	mg/L	0.001		0.085	<0.001	<0.005	<0.001	<0.001	<0.001	<0.001	<0.001	<0.001	<0.001	<0.001		<0.001	<0.001	<0.001	<0.001	<0.001	<0.001	<0.001	<0.001	<0.001		<0.001	<0.001	<0.001	<0.001
	sec-Butylbenzene	mg/L	0.001			<0.001	<0.005	<0.001	<0.001	<0.001	<0.001	<0.001	<0.001	<0.001	<0.001		<0.001	<0.001	<0.001	<0.001	<0.001	<0.001	<0.001	<0.001	<0.001		<0.001	<0.001	<0.001	<0.001

Table 6: Damplands Groundwater Analytical Results

Chem_Group	ChemName	output unit	EQL	Risk Based Criteria Damplands Excluding Swimming	Risk Based Criteria May 08 Aquatic Ecosystem Screening Criteria																									
	Field_ID					MW36	MW36	MW36	MW36	MW36	MW36	MW36	Q4068-03	Q5664-01	Q5677-01	Q5207-03	Q5244-02	MWG60	Q4068-05	Q5663-03	Q5677-06	Q5244-05	MWG62	Q4058-01	Q5658-01	Q5210-01	Q5239-01	MWG63	Q4064-01	Q5658-02
	Location_Code					MW36	MW36	MW36	MW36	MW36	MW36	MW36	MW36	MW36	MW36	MW36	MW36	MWG60	MWG60	MWG60	MWG60	MWG60	MWG62	MWG62	MWG62	MWG62	MWG62	MWG63	MWG63	MWG63
	Monitoring_Zone					Damplands	Damplands	Damplands	Damplands	Damplands	Damplands	Damplands	Damplands	Damplands	Damplands	Damplands	Damplands	Damplands	Damplands	Damplands	Damplands	Damplands	Damplands	Damplands	Damplands	Damplands	Damplands	Damplands	Damplands	Damplands
	Sampled_Date_Time					7/03/2003	12/12/2003	10/03/2004	10/06/2004	14/09/2004	18/09/2005	20/09/2006	3/04/2008	6/04/2009	23/06/2009	17/09/2009	2/06/2010	28/09/2006	3/04/2008	6/04/2009	23/06/2009	2/06/2010	11/10/2006	17/03/2008	30/03/2009	22/09/2009	26/05/2010	11/10/2006	30/03/2008	30/03/2009
	Styrene	mg/L	0.001		0.072	<0.001	<0.005	<0.001	<0.001	<0.001	<0.001	<0.001	<0.001	<0.001	<0.001		<0.001	<0.001	<0.001	<0.001	<0.001	<0.001	<0.001	<0.001		<0.001	<0.001	<0.001	<0.001
	tert-Butylbenzene	mg/L	0.001			<0.001	<0.005	<0.001	<0.001	<0.001	<0.001	<0.001	<0.001	<0.001	<0.001		<0.001	<0.001	<0.001	<0.001	<0.001	<0.001	<0.001	<0.001	<0.001		<0.001	<0.001	<0.001	<0.001

Table 6: Damplands Groundwater Analytical Results

Chem_Group	ChemName	output unit	EQL	Risk Based Criteria Damplands Excluding Swimming	Risk Based Criteria May 08 Aquatic Ecosystem Screening Criteria	MW36	MW36	MW36	MW36	MW36	MW36	MW36	Q4068-03	Q5664-01	Q5677-01	Q5207-03	Q5244-02	MWG60	Q4068-05	Q5663-03	Q5677-06	Q5244-05	MWG62	Q4058-01	Q5658-01	Q5210-01	Q5239-01	MWG63	Q4064-01	Q5658-02
	Field_ID					MW36	MW36	MW36	MW36	MW36	MW36	MW36	Q4068-03	Q5664-01	Q5677-01	Q5207-03	Q5244-02	MWG60	Q4068-05	Q5663-03	Q5677-06	Q5244-05	MWG62	Q4058-01	Q5658-01	Q5210-01	Q5239-01	MWG63	Q4064-01	Q5658-02
	Location_Code					MW36	MW36	MW36	MW36	MW36	MW36	MW36	MW36	MW36	MW36	MW36	MW36	MWG60	MWG60	MWG60	MWG60	MWG60	MWG62	MWG62	MWG62	MWG62	MWG62	MWG63	MWG63	MWG63
	Monitoring_Zone					Damplands	Damplands	Damplands	Damplands	Damplands	Damplands	Damplands	Damplands	Damplands	Damplands	Damplands	Damplands	Damplands	Damplands	Damplands	Damplands	Damplands	Damplands	Damplands	Damplands	Damplands	Damplands	Damplands	Damplands	Damplands
	Sampled_Date_Time					7/03/2003	12/12/2003	10/03/2004	10/06/2004	14/09/2004	18/09/2005	20/09/2006	3/04/2008	6/04/2009	23/06/2009	17/09/2009	2/06/2010	28/09/2006	3/04/2008	6/04/2009	23/06/2009	2/06/2010	11/10/2006	17/03/2008	30/03/2009	22/09/2009	26/05/2010	11/10/2006	30/03/2008	30/03/2009
	Toluene	mg/L	0.0001		0.3	0.006 - 0.007	<0.005	<0.001	<0.001	0.012	<0.001	<0.001	<0.001	<0.001	<0.001		<0.001	<0.001	<0.001	<0.001	<0.001	<0.001	<0.001	<0.001	<0.001		<0.001	<0.001	<0.001	<0.001
	Xylenes (m & p)	mg/L	0.0001		0.275	0.002	<0.005	<0.001	<0.001	0.061	<0.001	<0.001	<0.001	<0.001	<0.001		<0.001	<0.001	<0.001	<0.001	<0.001	<0.001	<0.001	<0.001	<0.001		<0.001	<0.001	<0.001	<0.001
	Xylene (o)	mg/L	0.0001		0.35	<0.001	<0.005	<0.001	<0.001	0.017	<0.001	<0.001	<0.001	<0.001	<0.001		<0.001	<0.001	<0.001	<0.001	<0.001	<0.001	<0.001	<0.001	<0.001		<0.001	<0.001	<0.001	<0.001
	Xylenes (Sum of m,p & o)	mg/L	0.0002			0.0025	<0.01	<0.002	<0.002	0.078	<0.002	<0.002	<0.002	<0.002	<0.002		<0.002	<0.002	<0.002	<0.002	<0.002	<0.002	<0.002	<0.002	<0.002		<0.002	<0.002	<0.002	<0.002
	Total MAHs	mg/L				0.011	<0.03	<0.006	<0.006	0.104	<0.006	<0.006	<0.006	<0.006	<0.006		<0.006	<0.006	<0.006	<0.006	<0.006	<0.006	<0.006	<0.006	<0.006		<0.006	<0.006	<0.006	<0.006
Organochlorine Pesticides	4,4-DDE	mg/L	0.002			<0.002	<0.002	<0.002	<0.002	<0.002																				
	a-BHC	mg/L	0.002			<0.002	<0.002	<0.002	<0.002	<0.002																				
	Aldrin	mg/L	0.002			<0.002	<0.002	<0.002	<0.002	<0.002																				
	Aldrin & Dieldrin (Sum of total)	mg/L	0.004			<0.004	<0.004	<0.004	<0.004	<0.004																				
	b-BHC & g-BHC (Sum of total)	mg/L	0.004			<0.004	<0.004	<0.004	<0.004	<0.004																				
	d-BHC	mg/L	0.002			<0.002	<0.002	<0.002	<0.002	<0.002																				
	DDD	mg/L	0.002			<0.002	<0.002	<0.002	<0.002	<0.002																				
	DDT	mg/L	0.004			<0.004	<0.004	<0.004	<0.004	<0.004																				
	DDT+DDE+DDD (Sum of total)	mg/L	0.008			<0.008	<0.008	<0.008	<0.008	<0.008																				
	Dieldrin	mg/L	0.002			<0.002	<0.002	<0.002	<0.002	<0.002																				
	Endosulfan I	mg/L	0.002			<0.002	<0.002	<0.002	<0.002	<0.002																				
	Endosulfan II	mg/L	0.002			<0.002	<0.002	<0.002	<0.002	<0.002																				
	Endosulfan sulphate	mg/L	0.002			<0.002	<0.002	<0.002	<0.002	<0.002																				
	Endrin	mg/L	0.002			<0.002	<0.002	<0.002	<0.002	<0.002																				
	Heptachlor	mg/L	0.002			<0.002	<0.002	<0.002	<0.002	<0.002																				
	Heptachlor & heptachlor edpoxide (Sum of total)	mg/l	0.004			<0.004	<0.004	<0.004	<0.004	<0.004																				
	Heptachlor epoxide	mg/L	0.002			<0.002	<0.002	<0.002	<0.002	<0.002																				
	Organochlorine Pesticides	mg/l	0.0001			<0.03	<0.03	<0.03	<0.03	<0.03	<0.005							<0.0001					<0.0001					<0.0001		
	Other Organochlorine Pesticides	mg/l	0.0001			<0.02	<0.02	<0.02	<0.02	<0.02	<0.005							<0.0001					<0.0001					<0.0001		
Organophosphorous Pesticides	Chlorfenvinphos E	mg/L	0.002			<0.002	<0.002	<0.002	<0.002	<0.002																				
	Chlorfenvinphos Z	mg/L	0.002			<0.002	<0.002	<0.002	<0.002	<0.002																				
	Chlorpyriphos	mg/L	0.002			<0.002	<0.002	<0.002	<0.002	<0.002																				
	Chlorpyriphos-methyl	mg/L	0.002			<0.002	<0.002	<0.002	<0.002	<0.002																				
	Diazinon	mg/L	0.002			<0.002	<0.002	<0.002	<0.002	<0.002																				
	Dichlorvos	mg/L	0.002			<0.002	<0.002	<0.002	<0.002	<0.002																				
	Dimethoate	mg/L	0.002			<0.002	<0.002	<0.002	<0.002	<0.002																				
	Ethion	mg/L	0.002			<0.002	<0.002	<0.002	<0.002	<0.002																				
	Fenthion	mg/L	0.002			<0.002	<0.002	<0.002	<0.002	<0.002																				
	Malathion	mg/L	0.002			<0.002	<0.002	<0.002	<0.002	<0.002																				
	Pirimphos-ethyl	mg/L	0.002			<0.002	<0.002	<0.002	<0.002	<0.002																				
	Prothiofos	mg/L	0.002			<0.002	<0.002	<0.002	<0.002	<0.002																				
Other	Azobenzene	mg/L	0.002			<0.002	<0.002	<0.002	<0.002	<0.002																				
	Benzo(a)pyrene (TEQs)	mg/L				<0.00019	<0.00019	<0.00019	<0.00019	<0.00019	<0.0024							<0.00024					<0.00024					<0.00024		
	Benzo(e)pyrene	mg/L	0.0001			<0.0001	<0.0001	<0.0001	<0.0001	<0.0001																				
	Coronene	mg/L	0.0001			<0.0001	<0.0001	<0.0001	<0.0001	<0.0001																				
	Ferrous Iron	mg/L	0.1											12						1.5					<0.1					<0.1
	Perylene	mg/L	0.0001			<0.0001	<0.0001	<0.0001	<0.0001	<0.0001																				
PAH	1-Methylnaphthalene	mg/L	0.0001															<0.0001					<0.0001					<0.0001		
	2-Chloronaphthalene	mg/L	0.0001								<0.005							<0.0001					<0.0001					<0.0001		
	2-Methylnaphthalene	mg/L	0.0001			<0.0001	<0.0001	<0.0001	<0.0001	<0.0001								<0.0001					<0.0001					<0.0001		
	3-Methylcholanthrene	mg/L	0.0001								<0.001							<0.0001					<0.0001					<0.0001		
	7,12-Dimethylbenz(a)anthracene	mg/L	0.0001			<0.0001	<0.0001	<0.0001	<0.0001	<0.0001	<0.001							<0.0001					<0.0001					<0.0001		
	Acenaphthene	mg/L	0.0001			<0.0001	<0.0001	<0.0001	<0.0001	<0.0001	<0.001							<0.0001					<0.0001					<0.0001		
	Acenaphthylene	mg/L	0.0001			<0.0001	<0.0001	<0.0001	<0.0001	<0.0001	<0.001							<0.0001					<0.0001					<0.0001		
	Anthracene	mg/L	0.0001			<0.0001	<0.0001	<0.0001	<0.0001	<0.0001	<0.001							<0.0001					<0.0001					<0.0001		
	Benz(a)anthracene	mg/L	0.0001			<0.0001	<0.0001	<0.0001	<0.0001	<0.0001	<0.001							<0.0001					<0.0001					<0.0001		
	Benzo(a)pyrene	mg/L	0.00005			<0.00005	<0.00005	<0.00005	<0.00005	<0.00005	<0.001							<0.0001					<0.0001					<0.0001		
	Benzo(b)fluoranthene	mg/L	0.0001			<0.0001	<0.0001	<0.0001	<0.0001	<0.0001	<0.001							<0.0001					<0.0001					<0.0001		
	Benzo(g,h,i)perylene	mg/L	0.0001			<0.0001	<0.0001	<0.0001	<0.0001	<0.0001	<0.001							<0.0001					<0.0001					<0.0001		
	Benzo(k)fluoranthene	mg/L	0.0001			<0.0001	<0.0001	<0.0001	<0.0001	<0.0001	<0.001							<0.0001					<0.0001					<0.0001		
	Chrysene	mg/L	0.0001			<0.0001	<0.0001	<0.0001	<0.0001	<0.0001	<0.001							<0.0001					<0.0001					<0.0001		
	Dibenz(a,h)anthracene	mg/L	0.0001			<0.0001	<0.0001	<0.0001	<0.0001	<0.0001	<0.001							<0.0001					<0.0001					<0.0001		
	Fluoranthene	mg/L	0.0001			<0.0001	<0.0001	<0.0001	<0.0001	<0.0001	<0.001							<0.0001					<0.0001					<0.0001		
	Fluorene	mg/L	0.0001			<0.0001	<0.0001	<0.0001	<0.0001	<0.0001	<0.001							<0.0001					<0.0001					<0.0001		
	Indeno(1,2,3-c,d)pyrene	mg/L	0.0001			<0.0001	<0.0001	<0.0001	<0.0001	<0.0001	<0.001							<0.0001					<0.0001					<0.0001		
	Naphthalene	mg/L	0.0001		0.016	<0.0001	<0.0001	<0.0001	<0.0001	<0.0001	<0.001	<0.001	<0.001	<0.001	<0.001		<0.001	<0.0001	<0.001	<0.001	<0.001	<0.001	<0.0001	<0.001	<0.001		<0.001	<0.0001	<0.001	<0.001
	Phenanthrene	mg/L	0.0001			<0.0001	<0.0001	<0.0001	<0.0001	<0.0001	<0.001							<0.0001					<0.0001					<0.0001		
	Pyrene	mg/L	0.0001			<0.0001	<0.0001	<0.0001	<0.0001	<0.0001	<0.001							<0.0001					<0.0001					<0.0001		
Pesticides-Others	Carbazole	mg/L	0.002			<0.002	<0.002	<0.002	<0.002	<0.002																				
	Chlorobenzilate	mg/L	0.002			<0.002	<0.002	<0.002	<0.002	<0.002																				
Phenolics	2,4-Dimethylphenol	mg/L	0.0001			<0.0001	<0.0001	<0.0001	<0.0001	<0.0001	<0.005							<0.0001					<0.0001					<0.0001		
	2,4-Dinitrophenol	mg/L	0.0001								<0.005							<0.0001					<0.0001					<0.0001		
	2,5-Dimethylphenol	mg/L	0.0001															<0.0001					<0.0001					<0.0001		
	2,6-Dimethylphenol	mg/L	0.0001															<0.0001					<0.0001					<0.0001		
	2-Methylphenol	mg/L	0.0001			<0.0001	<0.0001	<0.0001	<0.0001	<0.0001	<0.005							<0.0001					<0.0001					<0.0001		
	2-Nitrophenol	mg/L	0.0001			<0.001	<0.001	<0.001	<0.001	<0.001	<0.005							<0.0001					<0.0001					<0.0001		
	3- & 4- Methylphenol	mg/L	0.0001								<0.005							<0.0001					<0.0001					<0.0001		
	3-Methylphenol	mg/L	0.0001			<0.0001	<0.0001	<0.0001	<0.0001	<0.0001																				
	4,6-Dinitro-2-methylphenol	mg/L	0.0001								<0.005							<0.0001					<0.0001					<0.0001		
	4-Chloro-3-methylphenol	mg/L	0.00005			<0.00005	<0.00005	<0.00005	<0.00005	<0.00005	<0.005							<0.0001					<0.0001					<0.0001		
	4-Methylphenol	mg/L	0.0001			<0.0001	<0.0001	<0.0001	<0.0001	<0.0001																				
	4-Nitrophenol	mg/L	0.0001			<0.001	<0.001	<0.001	<0.001	<0.001	<0.005							<0.0001					<0.0001					<0.0001		
	Phenol	mg/L	0.0001			<0.0001	<0.0001	<0.0001	<0.0001	<0.0001	<0.005							<0.0001					<0.0001					<0.0001		
Phthalates	Bis(2-ethylhexyl) phthalate	mg/L	0.0001		0.0006	0.066	<0.02	<0.02	<0.02	<0.02	<0.001			<0.001				<0.0001		<0.001			<0.0001		<0.001			<0.0001		<0.001
	Butylbenzyl phthalate	mg/L	0.0001		0.0002	<0.002	<0.002	<0.002	<0.002	<0.002	<0.001			<0.001				<0.0001		<0.001			<0.0001		<0.001			<0.0001		<0.001
	Diethyl phthalate	mg/L	0.0001		0.0002	0.006	<0.002	<0.002	<0.002	<0.002	<0.001			<0.001				<0.0001		<0.001			<0.0001		<0.001			<0.0001		<0.001
	Dimethyl phthalate	mg/L	0.0001		0.0002	<0.002	<0.002	<0.002	<0.002	<0.002	<0.001			<0.001				<0.0001		<0.001			<0.0001		<0.001			<0.0001		<0.001
	Di-n-butyl phthalate	mg/L	0.0001		0.0099	<0.002	<0.002	<0.002	<0.002	<0.002	<0.001			<0.001				<0.001		<0.001			<0.001		<0.001			<0.001		<0.001
	Di-n-octyl phthalate	mg/L	0.0001		0.0002	<0.002	<0.002	<0.002	<0.002	<0.002	<0.001			<0.001				<0.0001		<0.001			<0.0001		<0.001			<0.0001		<0.001
Solvents	Methyl Ethyl Ketone	mg/L	0.005		14	<0.01	<0.05	<0.01	<0.01	<0.01	<0.005	<0.005	<0.005					<0.005	<0.005				<0.005	<0.005				<0.005	<0.005	
	2-Hexanone	mg/L	0.01		0.099	<0.01	<0.05	<0.01	<0.01	<0.01																				
	4-Methyl-2-pentanone	mg/L	0.001		0.17	<0.01	<0.05	<0.01	<0.01	<0.01	<0.005	<0.001	<0.001					<0.001	<0.001				<0.001	<0.001				<0.001	<0.001	
	Acetone	mg/L	0.02		1.5							<0.02	<0.02					<0.02	<0.02				<0.02	<0.02				<0.02	<0.02	
	Isophorone	mg/L	0.0001			<0.002	<0.002	<0.002	<0.002	<0.002								<0.0001					<0.0001					<0.0001		
	Vinyl acetate	mg/L	0.01		0.016	<0.01	<0.05	<0.01	<0.01	<0.01																				

Chem_Group	ChemName	output unit	EQL	Risk Based Criteria Damplands Excluding Swimming	Risk Based Criteria May 08 Aquatic Ecosystem Screening Criteria	MW36	MW36	MW36	MW36	MW36	MW36	MW36	Q4068-03	Q5664-01	Q5677-01	Q5207-03	Q5244-02	MW60	Q4068-05	Q5663-03	Q5677-06	Q5244-05	MW62	Q4058-01	Q5658-01	Q5210-01	Q5239-01	MW63	Q4064-01	Q5658-02
	Field_ID					MW36	MW36	MW36	MW36	MW36	MW36	MW36	Q4068-03	Q5664-01	Q5677-01	Q5207-03	Q5244-02	MW60	Q4068-05	Q5663-03	Q5677-06	Q5244-05	MW62	Q4058-01	Q5658-01	Q5210-01	Q5239-01	MW63	Q4064-01	Q5658-02
	Location_Code					MW36	MW36	MW36	MW36	MW36	MW36	MW36	MW36	MW36	MW36	MW36	MW36	MW60	MW60	MW60	MW60	MW60	MW62	MW62	MW62	MW62	MW62	MW63	MW63	MW63
	Monitoring_Zone					Damplands	Damplands	Damplands	Damplands	Damplands	Damplands	Damplands	Damplands	Damplands	Damplands	Damplands	Damplands	Damplands	Damplands	Damplands	Damplands	Damplands	Damplands	Damplands	Damplands	Damplands	Damplands	Damplands	Damplands	Damplands
	Sampled_Date_Time					7/03/2003	12/12/2003	10/03/2004	10/06/2004	14/09/2004	18/09/2005	20/09/2006	3/04/2008	6/04/2009	23/06/2009	17/09/2009	2/06/2010	28/09/2006	3/04/2008	6/04/2009	23/06/2009	2/06/2010	11/10/2006	17/03/2008	30/03/2009	22/09/2009	26/05/2010	11/10/2006	30/03/2008	30/03/2009
SVOCs	2-(Acetylamino) fluorene	mg/L	0.0001			<0.0001	<0.0001	<0.0001	<0.0001	<0.0001																				
	2-Methylcholanthrene	mg/L	0.0001			<0.0001	<0.0001	<0.0001	<0.0001	<0.0001																				
	2-Picoline	mg/L	0.002			<0.002	<0.002	<0.002	<0.002	<0.002																				
	3,3-Dichlorobenzidine	mg/L	0.002			<0.002	<0.002	<0.002	<0.002	<0.002																				
	4-(Dimethylamino) azobenzene	mg/L	0.002			<0.002	<0.002	<0.002	<0.002	<0.002																				
	4-Aminobiphenyl	mg/L	0.002			<0.002	<0.002	<0.002	<0.002	<0.002																				
	4-Bromophenyl phenyl ether	mg/L	0.002			<0.002	<0.002	<0.002	<0.002	<0.002																				
	4-Chlorophenyl phenyl ether	mg/L	0.002			<0.002	<0.002	<0.002	<0.002	<0.002																				
	4-Nitroquinoline-n-oxide	mg/L	0.002			<0.002	<0.002	<0.002	<0.002	<0.002																				
	Acetophenone	mg/L	0.0001			<0.002	<0.002	<0.002	<0.002	<0.002								<0.0001					<0.0001					<0.0001		
	Bis(2-chloroethoxy) methane	mg/L	0.002			<0.002	<0.002	<0.002	<0.002	<0.002																				
	Bis(2-chloroethyl) ether	mg/L	0.002			<0.002	<0.002	<0.002	<0.002	<0.002																				
	Dibenzofuran	mg/L	0.002			<0.002	<0.002	<0.002	<0.002	<0.002																				
	Hexachlorocyclopentadiene	mg/L	0.0001			<0.01	<0.01	<0.01	<0.01	<0.01	<0.005							<0.0001					<0.0001					<0.0001		
	Hexachlorophene	mg/L	0.0001								<0.005							<0.0001					<0.0001					<0.0001		
	Hexachloropropene	mg/L	0.0001			<0.002	<0.002	<0.002	<0.002	<0.002	<0.005							<0.0001					<0.0001					<0.0001		
	Methapyrilene	mg/L	0.002			<0.002	<0.002	<0.002	<0.002	<0.002																				
	n-Nitrosomorpholine	mg/L	0.002			<0.002	<0.002	<0.002	<0.002	<0.002																				
	n-Nitrosopiperidine	mg/L	0.002			<0.002	<0.002	<0.002	<0.002	<0.002																				
	n-Nitrosopyrrolidine	mg/L	0.004			<0.004	<0.004	<0.004	<0.004	<0.004																				
	Pentachloronitrobenzene	mg/L	0.002			<0.002	<0.002	<0.002	<0.002	<0.002																				
	Phenacetin	mg/L	0.002			<0.002	<0.002	<0.002	<0.002	<0.002																				
Total Petroleum Hydrocarbons	Total C6-C36	mg/L	0.05										<0.05	<0.05			<0.05		<0.05	<0.05		<0.05		<0.05	<0.05		<0.05		<0.05	0.13
	TPH C 6 - C 9 Fraction	mg/L	0.0001	**22.9**	5	<0.02	<0.02	<0.02	<0.02	0.17	<0.01	<0.01	<0.01	<0.01			<0.01	<0.01	<0.01	<0.01		<0.01	<0.01	<0.01	<0.01		<0.01	<0.01	0.01	0.13
	TPH C10 - C14 Fraction	mg/L	0.01			<0.05	<0.05	<0.05	<0.05	<0.05	<0.01	<0.01	<0.01	<0.01			<0.01	<0.01	<0.01	<0.01		<0.01	<0.01	<0.01	<0.01		<0.01	<0.01	<0.01	<0.01
	TPH C15 - C28 Fraction	mg/L	0.05			<0.1	<0.1	<0.1	<0.1	<0.1	<0.05	<0.05	<0.05	<0.05			<0.05	0.26	<0.05	<0.05		<0.05	<0.05	<0.05	<0.05		<0.05	<0.05	<0.05	<0.05
	TPH C29-C36 Fraction	mg/L	0.05			<0.05	<0.05	<0.05	<0.05	<0.05	<0.05	<0.05	<0.05	<0.05			<0.05	0.52	<0.05	<0.05		<0.05	<0.05	<0.05	<0.05		<0.05	<0.05	<0.05	<0.05
	TPH+C10 - C36 (Sum of total)	mg/L	0.11			<0.2	<0.2	<0.2	<0.2	<0.2	<0.11	<0.11	<0.11	<0.11			<0.11	0.785	<0.11	<0.11		<0.11	<0.11	<0.11	<0.11		<0.11	<0.11	<0.11	<0.11
	TPH+C10 - C40 (Sum of total)	mg/L	0.05								<0.05	<0.05						0.78					<0.05					<0.05		
Volatile Organic Compounds	1,1,1,2-Tetrachloroethane	mg/L	0.001			<0.001	<0.005	<0.001	<0.001	<0.001	<0.001	<0.001	<0.001	<0.001	<0.001		<0.001	<0.001	<0.001	<0.001	<0.001	<0.001	<0.001	<0.001	<0.001		<0.001	<0.001	<0.001	<0.001
	1,1,1-Trichloroethane	mg/L	0.001		0.27	<0.001	<0.005	<0.001	<0.001	<0.001	<0.001	<0.001	<0.001	<0.001	<0.001		<0.001	<0.001	<0.001	<0.001	<0.001	<0.001	<0.001	<0.001	<0.001		<0.001	<0.001	<0.001	<0.001
	1,1,2,2-Tetrabromoethane	mg/L	0.0001											<0.0001			<0.0001	<0.0001		<0.0001		<0.0001	<0.0001		<0.0001		<0.0001	<0.0001		<0.0001
	1,1,2,2-Tetrabromoethene	mg/L	0.0001															<0.0001					<0.0001					<0.0001		
	1,1,2,2-Tetrachloroethane	mg/L	0.001			<0.001	<0.005	<0.001	<0.001	<0.001	<0.001	<0.001	<0.001	<0.001	<0.001		<0.001	<0.001	<0.001	<0.001	<0.001	<0.001	<0.001	<0.001	<0.001		<0.001	<0.001	<0.001	<0.001
	1,1,2-Tribromoethane	mg/L	0.0001											<0.0001			<0.0001	<0.0001		<0.0001		<0.0001	<0.0001		<0.0001		<0.0001	<0.0001		<0.0001
	1,1,2-Trichloroethane	mg/L	0.001		6.5	<0.001	<0.005	<0.001	<0.001	<0.001	<0.001	<0.001	<0.001	<0.001	<0.001		<0.001	<0.001	<0.001	<0.001	<0.001	<0.001	<0.001	<0.001	<0.001		<0.001	<0.001	<0.001	<0.001
	1,1-Dichloroethane	mg/L	0.001		0.09	<0.001	<0.005	<0.001	<0.001	<0.001	<0.001	<0.001	<0.001	<0.001	<0.001		<0.001	<0.001	<0.001	<0.001	<0.001	<0.001	<0.001	<0.001	<0.001		<0.001	<0.001	<0.001	<0.001
	1,1-Dichloroethene	mg/L	0.001		0.7	<0.001	<0.005	<0.001	<0.001	<0.001	<0.001	<0.001	<0.001	<0.001	<0.001		<0.001	<0.001	<0.001	<0.001	<0.001	<0.001	<0.001	<0.001	<0.001		<0.001	<0.001	<0.001	<0.001
	1,1-Dichloropropene	mg/L	0.001			<0.001	<0.005	<0.001	<0.001	<0.001	<0.001	<0.001	<0.001	<0.001	<0.001		<0.001	<0.001	<0.001	<0.001	<0.001	<0.001	<0.001	<0.001	<0.001		<0.001	<0.001	<0.001	<0.001
	1,2,3-Trichloropropane	mg/L	0.001			<0.001	<0.005	<0.001	<0.001	<0.001	<0.001	<0.001	<0.001	<0.001	<0.001		<0.001	<0.001	<0.001	<0.001	<0.001	<0.001	<0.001	<0.001	<0.001		<0.001	<0.001	<0.001	<0.001
	1,2-Dibromo-3-chloropropane	mg/L	0.0001			<0.005	<0.005	<0.005	<0.005	<0.005	<0.001	<0.001	<0.001	<0.0001	<0.001		<0.0001	<0.0001	<0.001	<0.0001	<0.001	<0.0001	<0.0001	<0.001	<0.0001		<0.0001	<0.0001	<0.001	<0.0001
	1,2-Dibromoethane	mg/L	0.0001			<0.001	<0.005	<0.001	<0.001	<0.001	<0.001	<0.001	<0.001	<0.0001	<0.001		<0.0001	<0.0001	<0.001	<0.0001	<0.001	<0.0001	<0.0001	<0.001	<0.0001		<0.0001	<0.0001	<0.001	<0.0001
	cis- & trans-1,2-Dibromoethene	mg/L	0.0001											<0.0001			<0.0001			<0.0001		<0.0001			<0.0001		<0.0001			<0.0001
	1,2-Dichloroethane	mg/L	0.001		1.9	<0.001	<0.005	<0.001	<0.001	<0.001	<0.001	<0.001	<0.001	<0.001	<0.001		<0.001	<0.001	<0.001	<0.001	<0.001	<0.001	<0.001	<0.001	<0.001		<0.001	<0.001	<0.001	<0.001
	1,2-Dichloropropane	mg/L	0.001			<0.001	<0.005	<0.001	<0.001	<0.001	<0.001	<0.001	<0.001	<0.001	<0.001		<0.001	<0.001	<0.001	<0.001	<0.001	<0.001	<0.001	<0.001	<0.001		<0.001	<0.001	<0.001	<0.001
	1,3-Dichloropropane	mg/L	0.001		0.26	<0.001	<0.005	<0.001	<0.001	<0.001	<0.001	<0.001	<0.001	<0.001	<0.001		<0.001	<0.001	<0.001	<0.001	<0.001	<0.001	<0.001	<0.001	<0.001		<0.001	<0.001	<0.001	<0.001
	2,2-Dichloropropane	mg/L	0.001			<0.001	<0.005	<0.001	<0.001	<0.001	<0.001	<0.001	<0.001	<0.001	<0.001		<0.001	<0.001	<0.001	<0.001	<0.001	<0.001	<0.001	<0.001	<0.001		<0.001	<0.001	<0.001	<0.001
	Bromochloromethane	mg/L	0.0001								<0.001	<0.001	<0.001	<0.0001	<0.001		<0.0001	<0.0001	<0.001	<0.0001	<0.001	<0.0001	<0.0001	<0.001	<0.0001		<0.0001	<0.0001	<0.001	<0.0001
	Bromodichloromethane	mg/L	0.0001	**0.25**	1.6	0.002	<0.005	<0.001	<0.001	<0.001	<0.001	<0.001	<0.001	<0.0001	<0.001		<0.0001	<0.0001	<0.001	<0.0001	<0.001	<0.0001	<0.0001	<0.001	<0.0001		<0.001 - 0.0001	<0.0001	<0.001	<0.0001
	Bromoethane	mg/L	0.0001											<0.0001			<0.0001	<0.0001		<0.0001		<0.0001	<0.0001		<0.0001		<0.0001	<0.0001		<0.0001
	Bromoethyne	mg/L	0.0001											<0.0001			<0.0001	<0.0001		<0.0001		<0.0001	<0.0001		<0.0001		<0.0001	<0.0001		<0.0001
	Bromoform	mg/L	0.0001	**0.25**	0.32	0.014	<0.005	<0.001	<0.001	<0.001	<0.001	<0.001	<0.001	<0.0001	<0.001		<0.0001	<0.0001	<0.001	<0.0001	<0.001	<0.0001	<0.0001	<0.001	<0.0001		<0.0001	<0.0001	<0.001	<0.0001
	Bromomethane	mg/L	0.001			<0.01	<0.05	<0.01	<0.01	<0.01	<0.001	<0.001	<0.001	<0.001	<0.001		<0.001	<0.001	<0.001	<0.001	<0.001	<0.001	<0.001	<0.001	<0.001		<0.001	<0.001	<0.001	<0.001
	Carbon disulfide	mg/L	0.005		0.02	<0.005	<0.005	<0.005	<0.005	<0.005																				
	Carbon tetrachloride	mg/L	0.0001		0.24	<0.001	<0.005	<0.001	<0.001	<0.001	<0.001	<0.001	<0.001	<0.001	<0.001		<0.0007	<0.001	<0.001	<0.001	<0.001	<0.0007	<0.001	<0.001	<0.001		<0.0007	<0.001	<0.001	<0.001
	Chlorinated Hydrocarbons	mg/l	0.025			0.022	<0.12	<0.0275	<0.0275	<0.0275	<0.131	<0.025	<0.025	<0.025	<0.025		<0.0247	<0.025	<0.025	<0.025	<0.025	<0.0247	0.02	0.0165	0.0145		0.01885	0.862	0.771999999	0.068
	Chlorodibromomethane	mg/L	0.0001	**0.25**	1400	0.002	<0.005	<0.001	<0.001	<0.001	<0.001	<0.001	<0.001	<0.0001	<0.001		<0.0001	<0.0001	<0.001	<0.0001	<0.001	<0.0001	<0.0001	<0.001	<0.0001		<0.0001	<0.0001	<0.001	<0.0001
	Chloroethane	mg/L	0.001			<0.01	<0.05	<0.01	<0.01	<0.01	<0.001	<0.001	<0.001	<0.001	<0.001		<0.001	<0.001	<0.001	<0.001	<0.001	<0.001	<0.001	<0.001	<0.001		<0.001	<0.001	<0.001	<0.001
	Chloroform	mg/L	0.001	**0.25**	0.37	0.008	<0.005	<0.001	<0.001	<0.001	<0.001	<0.001	<0.001	<0.001	<0.001		<0.001	<0.001	<0.001	<0.001	<0.001	<0.001	<0.001	0.001	0.001		<0.001	<0.001	<0.001	<0.001
	Chloromethane	mg/L	0.001			<0.01	<0.05	<0.01	<0.01	<0.01	<0.001	<0.001	<0.001	<0.001	<0.001		<0.001	<0.001	<0.001	<0.001	<0.001	<0.001	<0.001	<0.001	<0.001		<0.001	<0.001	<0.001	<0.001
	cis-1,2-Dibromoethene	mg/L	0.0001		0.59									<0.0001			<0.0001	<0.0001		<0.0001		<0.0001	<0.0001		<0.0001		<0.0001	<0.0001		<0.0001
	cis-1,2-Dichloroethene	mg/L	0.001			<0.001	<0.005	<0.001	<0.001	<0.001	<0.001	<0.001	<0.001	<0.001	<0.001		<0.001	<0.001	0.001	0.003	0.003	0.005	<0.001	<0.001	<0.001		<0.001	<0.001	<0.001	<0.001
	cis-1,3-Dichloropropene	mg/L	0.001			<0.002	<0.01	<0.002	<0.002	<0.002	<0.001	<0.001	<0.001	<0.001	<0.001		<0.001	<0.001	<0.001	<0.001	<0.001	<0.001	<0.001	<0.001	<0.001		<0.001	<0.001	<0.001	<0.001
	cis-1,4-Dichloro-2-butene	mg/L	0.001			<0.001	<0.005	<0.001	<0.001	<0.001																				
	Dibromomethane	mg/L	0.0001			<0.001	<0.005	<0.001	<0.001	<0.001	<0.001	<0.001	<0.001	<0.0001	<0.001		<0.0001	<0.0001	<0.001	<0.0001	<0.001	<0.0001	<0.0001	<0.001	<0.0001		<0.0001	<0.0001	<0.001	<0.0001
	Dichlorodifluoromethane	mg/L	0.001			<0.01	<0.05	<0.01	<0.01	<0.01	<0.001	<0.001	<0.001	<0.001	<0.001		<0.001	<0.001	<0.001	<0.001	<0.001	<0.001	<0.001	<0.001	<0.001		<0.001	<0.001	<0.001	<0.001
	Dichloromethane	mg/L	0.01		4						<0.1	<0.01	<0.01	<0.01	<0.01		<0.01	<0.01	<0.01	<0.01	<0.01	<0.01	<0.01	<0.01	<0.01		<0.01	<0.01	<0.01	<0.01
	Hexachlorobutadiene	mg/L	0.0001			<0.001	<0.002	<0.001	<0.001	<0.001	<0.001	<0.001	<0.001	<0.001	<0.001		<0.001	<0.0001	<0.001	<0.001	<0.001	<0.001	<0.0001	<0.001	<0.001		<0.001	<0.0001	<0.001	<0.001
	Hexachloroethane	mg/L	0.0001			<0.002	<0.002	<0.002	<0.002	<0.002	<0.005							<0.0001					<0.0001					<0.0001		
	Iodomethane	mg/L	0.001			<0.001	<0.005	<0.001	<0.001	<0.001																				
	Other Chlorinated Hydrocarbons	mg/l	0.0155			0.016	<0.065	<0.0155	<0.0155	<0.0155	<0.125	<0.023	<0.023	<0.023	<0.023		<0.0227	<0.023	<0.023	<0.023	<0.023	<0.0227	0.019	0.0155	0.0135		0.01785	0.860999999	0.770999999	0.067
	Pentachloroethane	mg/L	0.0001			<0.005	<0.005	<0.005	<0.005	<0.005	<0.005							<0.0001					<0.0001					<0.0001		
	Trichloroethene	mg/L	0.001	**0.0847**	0.33	<0.001	<0.005	<0.001	<0.001	<0.001	<0.001	<0.001	<0.001	<0.001	<0.001		<0.001	<0.001	<0.001	<0.001	<0.001	<0.001	0.008	0.004	0.002		0.007	**0.85**	**0.76**	0.056
	Tetrabromoethane	mg/L	0.0001											<0.0001			<0.0001			<0.0001		<0.0001			<0.0001		<0.0001			<0.0001
	Tetrabromoethene	mg/L	0.0001											<0.0001			<0.0001			<0.0001		<0.0001			<0.0001		<0.0001			<0.0001
	Tetrachloroethene	mg/L	0.0001	**1.75**	0.07	<0.001	<0.005	<0.001	<0.001	0.001	<0.001	<0.001	<0.001	<0.001	<0.001		<0.001	<0.001	<0.001	<0.001	<0.001	<0.001	<0.001	<0.001	<0.001		<0.001	<0.001	0.001	0.001
	Trihalomethanes	mg/L				0.002 - 0.026	<0.005	<0.001	<0.001	<0.001	<0.001	<0.001	<0.001	<0.0013	<0.004		<0.0013	<0.001	<0.001	<0.0013	<0.004	<0.0013	<0.001	0.0005 - 0.0	0.00115		0.0007	<0.001	<0.001	<0.0013
	trans-1,2-Dibromoethene	mg/L	0.0001											<0.0001			<0.0001	<0.0001		<0.0001		<0.0001	<0.0001		<0.0001		<0.0001	<0.0001		<0.0001
	trans-1,2-dichloroethene	mg/L	0.001			<0.001	<0.005	<0.001	<0.001	<0.001	<0.001	<0.001	<0.001	<0.001	<0.001		<0.001	<0.001	<0.001	<0.001	<0.001	<0.001	<0.001	<0.001	<0.001		<0.001	<0.001	<0.001	<0.001
	trans-1,3-dichloropropene	mg/L	0.001			<0.002	<0.01	<0.002	<0.002	<0.002	<0.001	<0.001	<0.001	<0.001	<0.001		<0.001	<0.001	<0.001	<0.001	<0.001	<0.001	<0.001	<0.001	<0.001		<0.001	<0.001	<0.001	<0.001
	trans-1,4-Dichloro-2-butene	mg/L	0.001			<0.001	<0.005	<0.001	<0.001	<0.001																				
	1,1,2-Tribromoethene	mg/L	0.0001											<0.0001			<0.0001	<0.0001		<0.0001		<0.0001	<0.0001		<0.0001		<0.0001	<0.0001		<0.0001
	Trichlorofluoromethane	mg/L	0.001			<0.01	<0.05	<0.01	<0.01	<0.01	<0.001	<0.001	<0.001	<0.001	<0.001		<0.001	<0.001	<0.001	<0.001	<0.001	<0.001	<0.001	<0.001	<0.001		<0.001	<0.001	<0.001	<0.001
	Vinyl bromide (bromoethene)	mg/L	0.0001											<0.0001			<0.0001	<0.0001		<0.0001		<0.0001	<0.0001		<0.0001		<0.0001	<0.0001		<0.0001
	Vinyl chloride	mg/L	0.001		0.1	<0.01	<0.05	<0.01	<0.01	<0.01	<0.001	<0.001	<0.001	<0.001	<0.001		<0.001	<0.001	<0.001	<0.001	<0.001	<0.001	<0.001	<0.001	<0.001		<0.001	<0.001	<0.001	<0.001

* A range of results indicates that the laboratory reported different concentrations for the same analyte due to different laboratory methods used for analysis
** For some analytical results, the EQL had to be raised due to interference with other analytes

Table 6: Damplands Groundwater Analytical Results

Field_ID						Q5210-02	Q5239-03	Q4068-02	Q4982-10	Q5663-02	Q5677-04	Q5244-03	Q5244-04	Q4068-01	Q5663-01	Q5677-03	Q5204-11	Q5244-01
Location_Code						MWG63	MWG63	MWG66	MWG66	MWG66	MWG66	MWG66	MWG66	MWG68	MWG68	MWG68	MWG68	MWG68
Monitoring_Zone						Damplands	Damplands	Damplands	Damplands	Damplands	Damplands	Damplands	Damplands	Damplands	Damplands	Damplands	Damplands	Damplands
Sampled_Date_Time						22/09/2009	26/05/2010	3/04/2008	14/10/2008	6/04/2009	23/06/2009	2/06/2010	2/06/2010	3/04/2008	6/04/2009	23/06/2009	16/09/2009	2/06/2010
Chem_Group	**ChemName**	**output unit**	**EQL**	**Risk Based Criteria Damplands Excluding Swimming**	**Risk Based Criteria May 08 Aquatic Ecosystem Screening Criteria**													
Sample Quality Parameters	Total Dissolved Solids @180°C	mg/L	1					360		480				320	400			
	Sodium	mg/L	0.05					100		100				90	94			
	Sodium (Filtered)	mg/L	0.05															
	Potassium	mg/L	0.05					5.5		5.1				4.6	4.6			
	Potassium (Filtered)	mg/L	0.05															
	Calcium	mg/L	0.05					8.2		6.9				6.9	7			
	Calcium (Filtered)	mg/L	0.05															
	Magnesium	mg/L	0.05		82			16		16				13	14			
	Magnesium (Filtered)	mg/L	0.05		82													
	Chloride	mg/L	1					160		140				120	130			
	Sulphate (as SO4)	mg/L	1					50		72				70	85			
	Sulphate (as SO4) (Filtered)	mg/L	1															
	Bicarbonate Alkalinity	mg/L	1					40		40				26	20			
	Bicarbonate Alkalinity (as CaCO3)	mg/L	1															
	Carbonate Alkalinity	mg/L	1					<1		<1				<1	<1			
	Carbonate Alkalinity (as CaCO3)	mg/L	1															
	Nitrate (as N)	mg/L	0.01		7		18	<0.2		<1		<0.01		<0.2	<1			<0.01
	Nitrate as NO3(2-)	mg/L	0.9					<0.9						<0.9				
	Nitrite (as N)	mg/L	1					<1						<1				
	Ammonia (as N)	mg/L	0.01					0.08						0.04				
	Total Kjeldahl Nitrogen (as N)	mg/L	0.1					0.2						0.1				
	Fluoride	mg/L	1					<1						<1				
	Total Organic Carbon	mg/L	1					1						1				
	Phosphorus	mg/L	0.01					0.03						0.04				
	Total Alkalinity (as CaCO3)	mg/L	1					40		40				26	20			
	Total Anions	meq/L	0.01															
	Total Cations	meq/L	0.01															
Heavy Metals	Aluminium	mg/L	0.001	**309**	0.055	<0.001				0.018					0.019			
	Aluminium (Filtered)	mg/L	0.001	**309**	0.055		0.02	0.001				0.009	0.006	0.007				0.007
	Arsenic	mg/L	0.0002		0.013	<0.0005				<0.0005					<0.0005			
	Arsenic (Filtered)	mg/L	0.0002		0.013		<0.0005	0.0008				0.0005	0.0005	0.0005				<0.0005
	Cadmium	mg/L	0.00005		0.0002	<0.0005				<0.0001					<0.0001			
	Cadmium (Filtered)	mg/L	0.00005		0.0002		<0.0002	<0.00005				<0.0002	<0.0002	<0.00005				<0.0002
	Chromium	mg/L	0.0002		0.001	0.011				<0.0002					<0.0002			
	Chromium (Filtered)	mg/L	0.0002		0.001		<0.001	0.0002				<0.001	<0.001	0.0002				<0.001
	Cobalt	mg/L	0.001			<0.001												
	Copper	mg/L	0.0005		0.0014	0.006				<0.0005					0.0005			
	Copper (Filtered)	mg/L	0.0005		0.0014		<0.001	0.0006				0.001	<0.001	0.0012				<0.001
	Iron (ferrous)	mg/L	0.05					1.5						0.99				
	Iron	mg/L	0.001	**217**	0.3					1.4					1.2			
	Iron (Filtered)	mg/L	0.001	**217**	0.3		0.007	2.1				1.1	1.1	1.3				0.71
	Lead	mg/L	0.0001		0.0034	<0.001				<0.001					<0.001			
	Lead (Filtered)	mg/L	0.0001		0.0034		<0.001	<0.0001				<0.001	<0.001	<0.0001				<0.001
	Manganese	mg/L	0.001	**14.2**	1.9					0.13					0.23			
	Manganese (Filtered)	mg/L	0.001	**14.2**	1.9		0.071	0.34				0.11	0.11	0.47				0.17
	Mercury	mg/L	0.00001		0.00006	<0.00001				<0.0001					<0.0001			
	Mercury (Filtered)	mg/L	0.00001		0.00006		<0.00006	<0.00001				<0.00006	<0.00006	<0.00001				<0.00006
	Nickel	mg/L	0.0002	**3.86**	0.011	0.005				<0.001					<0.001			
	Nickel (Filtered)	mg/L	0.0002	**3.86**	0.011		0.004	0.0008				<0.001	<0.001	0.0006				<0.001
	Zinc	mg/L	0.0005		0.008	0.27				0.001					0.001			
	Zinc (Filtered)	mg/L	0.0005		0.008		0.01	0.002				0.002	0.002	0.005				0.002
Amino Aliphatics	Cyclohexylamine	mg/L	0.2															
	Dibutylamine	mg/L	0.2															
	Diethylamine	mg/L	0.2															
	Dimethylamine	mg/L	0.2															
	Dipropylamine	mg/L	0.2															
	Monoisopropylamine	mg/L	0.2															
	n-Butylamine	mg/L	0.2															
	n-Heptylamine	mg/L	0.2															
	n-Hexylamine	mg/L	0.2															
	n-Nitrosodiethylamine	mg/L	0.002															
	n-Nitrosodi-n-butylamine	mg/L	0.002															
	n-Nitrosodi-n-propylamine	mg/L	0.002															
	n-Nitrosomethylethylamine	mg/L	0.002															
	n-Propylamine	mg/L	0.2															
Amino Aromatics	1-Naphthylamine	mg/L	0.002															
	n-Nitrosodiphenylamine & Diphenylamine	mg/L	0.004															
Anilines	2-Nitroaniline	mg/L	0.004															
	3-Nitroaniline	mg/L	0.004															
	4-Chloroaniline	mg/L	0.002															
	4-Nitroaniline	mg/L	0.002															
	2-methyl-5-nitroaniline	mg/L	0.002															
	Aniline	mg/L	0.002															
Explosives	1,3,5-Trinitrobenzene	mg/L	0.002															
	2,4-Dinitrotoluene	mg/L	0.004															
	2,6-Dinitrotoluene	mg/L	0.004															
	Nitrobenzene	mg/L	0.002															
Halogenated Benzenes	1,2,3-Trichlorobenzene	mg/L	0.0005		0.003		<0.001	<0.001	<0.001	<0.001	<0.001	<0.001		<0.001	<0.001	<0.001	<0.001	<0.001
	1,2,4,5-Tetrachlorobenzene	mg/L	0.0001					<0.0001						<0.0001				
	1,2,4-Trichlorobenzene	mg/L	0.0001		0.085		<0.001	<0.0001	<0.001	<0.001	<0.001	<0.001		<0.0001	<0.001	<0.001	<0.001	<0.001
	1,2-Dichlorobenzene	mg/L	0.0001		0.16		<0.001	<0.0001	<0.001	<0.001	<0.001	<0.001		<0.0001	<0.001	<0.001	<0.001	<0.001
	1,3,5-Trichlorobenzene	mg/L	0.0001					<0.0001						<0.0001				
	1,3-Dichlorobenzene	mg/L	0.0001				<0.001	<0.0001	<0.001	<0.001	<0.001	<0.001		<0.0001	<0.001	<0.001	<0.001	<0.001
	1,4-Dichlorobenzene	mg/L	0.0001		0.06		<0.001	<0.0001	<0.001	<0.001	<0.001	<0.001		<0.0001	<0.001	<0.001	<0.001	<0.001
	2-Chlorotoluene	mg/L	0.0005		0.003		<0.001	<0.001	<0.001	<0.001	<0.001	<0.001		<0.001	<0.001	<0.001	<0.001	<0.001
	4-Chlorotoluene	mg/L	0.0005		0.003		<0.001	<0.001	<0.001	<0.001	<0.001	<0.001		<0.001	<0.001	<0.001	<0.001	<0.001
	Bromobenzene	mg/L	0.0001				<0.0001	<0.0001	<0.001	<0.0001	<0.001	<0.0001		<0.0001	<0.0001	<0.001	<0.001	<0.0001
	Chlorobenzene	mg/L	0.0005		0.055		<0.001	<0.001	<0.001	<0.001	<0.001	<0.001		<0.001	<0.001	<0.001	<0.001	<0.001
	Hexachlorobenzene	mg/L	0.0001					<0.0001						<0.0001				
	Pentachlorobenzene	mg/L	0.0001					<0.0001						<0.0001				
Halogenated Phenols	2,3,4,5-Tetrachlorophenol	mg/L	0.005															
	2,3,4,6-Tetrachlorophenol	mg/L	0.0001					<0.0001						<0.0001				
	2,4,5-Trichlorophenol	mg/L	0.0001					<0.0001						<0.0001				
	2,4,6-Trichlorophenol	mg/L	0.0001					<0.0001						<0.0001				
	2,4-Dichlorophenol	mg/L	0.0001					<0.0001						<0.0001				
	2,6-Dichlorophenol	mg/L	0.0001					<0.0001						<0.0001				
	2-Chlorophenol	mg/L	0.00005					<0.0001						<0.0001				
	Hexachlorophenol	mg/L	0.0001															
	Pentachlorophenol	mg/L	0.00005					<0.0001						<0.0001				
	Tetrachlorophenols (Sum of total)	mg/L	0.005															
Herbicides	Dinoseb	mg/L	0.0001					<0.0001						<0.0001				
	Pronamide	mg/L	0.002															
MAH	1,2,4-trimethylbenzene	mg/L	0.0001		0.033		<0.001	<0.001	<0.001	<0.001	<0.001	<0.001		<0.001	<0.001	<0.001	<0.001	<0.001
	1,3,5-Trimethylbenzene	mg/L	0.0001		0.071		<0.001	<0.001	<0.001	<0.001	<0.001	<0.001		<0.001	<0.001	<0.001	<0.001	<0.001
	Benzene	mg/L	0.001		0.95		<0.001	<0.001	<0.001	<0.001	<0.001	<0.001		<0.001	<0.001	<0.001	<0.001	<0.001
	Ethylbenzene	mg/L	0.0001		0.08		<0.001	<0.001	<0.001	<0.001	<0.001	<0.001		<0.001	<0.001	<0.001	<0.001	<0.001
	Isopropylbenzene	mg/L	0.001		0.03		<0.001	<0.001	<0.001	<0.001	<0.001	<0.001		<0.001	<0.001	<0.001	<0.001	<0.001
	n-Butylbenzene	mg/L	0.001				<0.001	<0.001	<0.001	<0.001	<0.001	<0.001		<0.001	<0.001	<0.001	<0.001	<0.001
	n-Propylbenzene	mg/L	0.0001				<0.001	<0.001	<0.001	<0.001	<0.001	<0.001		<0.001	<0.001	<0.001	<0.001	<0.001
	p-Isopropyltoluene	mg/L	0.001		0.085		<0.001	<0.001	<0.001	<0.001	<0.001	<0.001		<0.001	<0.001	<0.001	<0.001	<0.001
	sec-Butylbenzene	mg/L	0.001				<0.001	<0.001	<0.001	<0.001	<0.001	<0.001		<0.001	<0.001	<0.001	<0.001	<0.001

					Field_ID	Q5210-02	Q5239-03	Q4068-02	Q4982-10	Q5663-02	Q5677-04	Q5244-03	Q5244-04	Q4068-01	Q5663-01	Q5677-03	Q5204-11	Q5244-01
					Location_Code	MWG63	MWG63	MWG66	MWG66	MWG66	MWG66	MWG66	MWG66	MWG68	MWG68	MWG68	MWG68	MWG68
					Monitoring_Zone	Damplands	Damplands	Damplands	Damplands	Damplands	Damplands	Damplands	Damplands	Damplands	Damplands	Damplands	Damplands	Damplands
					Sampled_Date_Time	22/09/2009	26/05/2010	3/04/2008	14/10/2008	6/04/2009	23/06/2009	2/06/2010	2/06/2010	3/04/2008	6/04/2009	23/06/2009	16/09/2009	2/06/2010
Chem_Group	**ChemName**	**output unit**	**EQL**	**Risk Based Criteria Damplands Excluding Swimming**	**Risk Based Criteria May 08 Aquatic Ecosystem Screening Criteria**													
	Styrene	mg/L	0.001		0.072		<0.001	<0.001	<0.001	<0.001	<0.001	<0.001		<0.001	<0.001	<0.001	<0.001	<0.001
	tert-Butylbenzene	mg/L	0.001				<0.001	<0.001	<0.001	<0.001	<0.001	<0.001		<0.001	<0.001	<0.001	<0.001	<0.001

Table 6: Damplands Groundwater Analytical Results

Field_ID																	
Location_Code																	
Monitoring_Zone																	
Sampled_Date_Time																	
Chem_Group	**ChemName**	**output unit**	**EQL**	**Risk Based Criteria Damplands Excluding Swimming**	**Risk Based Criteria May 08 Aquatic Ecosystem Screening Criteria**	Q5210-02	Q5239-03	Q4068-02	Q4982-10	Q5663-02	Q5677-04	Q5244-03	Q5244-04	Q4068-01	Q5663-01	Q5677-03	Q5204-11	Q5244-01
						MWG63	MWG63	MWG66	MWG66	MWG66	MWG66	MWG66	MWG66	MWG68	MWG68	MWG68	MWG68	MWG68
						Damplands	Damplands	Damplands	Damplands	Damplands	Damplands	Damplands	Damplands	Damplands	Damplands	Damplands	Damplands	Damplands
						22/09/2009	26/05/2010	3/04/2008	14/10/2008	6/04/2009	23/06/2009	2/06/2010	2/06/2010	3/04/2008	6/04/2009	23/06/2009	16/09/2009	2/06/2010
	Toluene	mg/L	0.0001		0.3		<0.001	<0.001	<0.001	<0.001	<0.001	<0.001		<0.001	<0.001	<0.001	<0.001	<0.001
	Xylenes (m & p)	mg/L	0.0001		0.275		<0.001	<0.001	<0.001	<0.001	<0.001	<0.001		<0.001	<0.001	<0.001	<0.001	<0.001
	Xylene (o)	mg/L	0.0001		0.35		<0.001	<0.001	<0.001	<0.001	<0.001	<0.001		<0.001	<0.001	<0.001	<0.001	<0.001
	Xylenes (Sum of m,p & o)	mg/L	0.0002				<0.002	<0.002	<0.002	<0.002	<0.002	<0.002		<0.002	<0.002	<0.002	<0.002	<0.002
	Total MAHs	mg/L					<0.006	<0.006	<0.006	<0.006	<0.006	<0.006		<0.006	<0.006	<0.006	<0.006	<0.006
Organochlorine Pesticides	4,4-DDE	mg/L	0.002															
	a-BHC	mg/L	0.002															
	Aldrin	mg/L	0.002															
	Aldrin & Dieldrin (Sum of total)	mg/L	0.004															
	b-BHC & g-BHC (Sum of total)	mg/L	0.004															
	d-BHC	mg/L	0.002															
	DDD	mg/L	0.002															
	DDT	mg/L	0.004															
	DDT+DDE+DDD (Sum of total)	mg/L	0.008															
	Dieldrin	mg/L	0.002															
	Endosulfan I	mg/L	0.002															
	Endosulfan II	mg/L	0.002															
	Endosulfan sulphate	mg/L	0.002															
	Endrin	mg/L	0.002															
	Heptachlor	mg/L	0.002															
	Heptachlor & heptachlor edpoxide (Sum of total)	mg/l	0.004															
	Heptachlor epoxide	mg/L	0.002															
	Organochlorine Pesticides	mg/l	0.0001					<0.0001						<0.0001				
	Other Organochlorine Pesticides	mg/l	0.0001					<0.0001						<0.0001				
Organophosphorous Pesticides	Chlorfenvinphos E	mg/L	0.002															
	Chlorfenvinphos Z	mg/L	0.002															
	Chlorpyriphos	mg/L	0.002															
	Chlorpyriphos-methyl	mg/L	0.002															
	Diazinon	mg/L	0.002															
	Dichlorvos	mg/L	0.002															
	Dimethoate	mg/L	0.002															
	Ethion	mg/L	0.002															
	Fenthion	mg/L	0.002															
	Malathion	mg/L	0.002															
	Pirimphos-ethyl	mg/L	0.002															
	Prothiofos	mg/L	0.002															
Other	Azobenzene	mg/L	0.002															
	Benzo(a)pyrene (TEQs)	mg/L						<0.00024						<0.00024				
	Benzo(e)pyrene	mg/L	0.0001															
	Coronene	mg/L	0.0001															
	Ferrous Iron	mg/L	0.1							1.1					0.9			
	Perylene	mg/L	0.0001															
PAH	1-Methylnaphthalene	mg/L	0.0001					<0.0001						<0.0001				
	2-Chloronaphthalene	mg/L	0.0001					<0.0001						<0.0001				
	2-Methylnaphthalene	mg/L	0.0001					<0.0001						<0.0001				
	3-Methylcholanthrene	mg/L	0.0001					<0.0001						<0.0001				
	7,12-Dimethylbenz(a)anthracene	mg/L	0.0001					<0.0001						<0.0001				
	Acenaphthene	mg/L	0.0001					<0.0001						<0.0001				
	Acenaphthylene	mg/L	0.0001					<0.0001						<0.0001				
	Anthracene	mg/L	0.0001					<0.0001						<0.0001				
	Benz(a)anthracene	mg/L	0.0001					<0.0001						<0.0001				
	Benzo(a)pyrene	mg/L	0.00005					<0.0001						<0.0001				
	Benzo(b)fluoranthene	mg/L	0.0001					<0.0001						<0.0001				
	Benzo(g,h,i)perylene	mg/L	0.0001					<0.0001						<0.0001				
	Benzo(k)fluoranthene	mg/L	0.0001					<0.0001						<0.0001				
	Chrysene	mg/L	0.0001					<0.0001						<0.0001				
	Dibenz(a,h)anthracene	mg/L	0.0001					<0.0001						<0.0001				
	Fluoranthene	mg/L	0.0001					<0.0001						<0.0001				
	Fluorene	mg/L	0.0001					<0.0001						<0.0001				
	Indeno(1,2,3-c,d)pyrene	mg/L	0.0001					<0.0001						<0.0001				
	Naphthalene	mg/L	0.0001		0.016		<0.001	<0.0001	<0.001	<0.001	<0.001	<0.001		<0.0001	<0.001	<0.001	<0.001	<0.001
	Phenanthrene	mg/L	0.0001					<0.0001						<0.0001				
	Pyrene	mg/L	0.0001					<0.0001						<0.0001				
Pesticides-Others	Carbazole	mg/L	0.002															
	Chlorobenzilate	mg/L	0.002															
Phenolics	2,4-Dimethylphenol	mg/L	0.0001					<0.0001						<0.0001				
	2,4-Dinitrophenol	mg/L	0.0001					<0.0001						<0.0001				
	2,5-Dimethylphenol	mg/L	0.0001					<0.0001						<0.0001				
	2,6-Dimethylphenol	mg/L	0.0001					<0.0001						<0.0001				
	2-Methylphenol	mg/L	0.0001					<0.0001						<0.0001				
	2-Nitrophenol	mg/L	0.0001					<0.0001						<0.0001				
	3- & 4- Methylphenol	mg/L	0.0001					<0.0001						<0.0001				
	3-Methylphenol	mg/L	0.0001															
	4,6-Dinitro-2-methylphenol	mg/L	0.0001					<0.0001						<0.0001				
	4-Chloro-3-methylphenol	mg/L	0.00005					<0.0001						<0.0001				
	4-Methylphenol	mg/L	0.0001															
	4-Nitrophenol	mg/L	0.0001					<0.0001						<0.0001				
	Phenol	mg/L	0.0001					<0.0001						0.0001				
Phthalates	Bis(2-ethylhexyl) phthalate	mg/L	0.0001		0.0006			0.0006	<0.0001	<0.001				0.0009	<0.001			
	Butylbenzyl phthalate	mg/L	0.0001		0.0002			<0.0001	<0.0001	<0.001				<0.0001	<0.001			
	Diethyl phthalate	mg/L	0.0001		0.0002			<0.0001	<0.0001	<0.001				0.0001	<0.001			
	Dimethyl phthalate	mg/L	0.0001		0.0002			<0.0001	<0.0001	<0.001				<0.0001	<0.001			
	Di-n-butyl phthalate	mg/L	0.0001		0.0099			0.0002	<0.0001	<0.001				0.0004	<0.001			
	Di-n-octyl phthalate	mg/L	0.0001		0.0002			<0.0001	<0.0001	<0.001				<0.0001	<0.001			
Solvents	Methyl Ethyl Ketone	mg/L	0.005		14			<0.005						<0.005				
	2-Hexanone	mg/L	0.01		0.099													
	4-Methyl-2-pentanone	mg/L	0.001		0.17			<0.001						<0.001				
	Acetone	mg/L	0.02		1.5			<0.02						<0.02				
	Isophorone	mg/L	0.0001					<0.0001						<0.0001				
	Vinyl acetate	mg/L	0.01		0.016													

Chem_Group	ChemName	output unit	EQL	Risk Based Criteria Damplands Excluding Swimming	Risk Based Criteria May 08 Aquatic Ecosystem Screening Criteria													
					Field_ID	Q5210-02	Q5239-03	Q4068-02	Q4982-10	Q5663-02	Q5677-04	Q5244-03	Q5244-04	Q4068-01	Q5663-01	Q5677-03	Q5204-11	Q5244-01
					Location_Code	MWG63	MWG63	MWG66	MWG66	MWG66	MWG66	MWG66	MWG66	MWG68	MWG68	MWG68	MWG68	MWG68
					Monitoring_Zone	Damplands	Damplands	Damplands	Damplands	Damplands	Damplands	Damplands	Damplands	Damplands	Damplands	Damplands	Damplands	Damplands
					Sampled_Date_Time	22/09/2009	26/05/2010	3/04/2008	14/10/2008	6/04/2009	23/06/2009	2/06/2010	2/06/2010	3/04/2008	6/04/2009	23/06/2009	16/09/2009	2/06/2010
SVOCs	2-(Acetylamino) fluorene	mg/L	0.0001															
	2-Methylcholanthrene	mg/L	0.0001															
	2-Picoline	mg/L	0.002															
	3,3-Dichlorobenzidine	mg/L	0.002															
	4-(Dimethylamino) azobenzene	mg/L	0.002															
	4-Aminobiphenyl	mg/L	0.002															
	4-Bromophenyl phenyl ether	mg/L	0.002															
	4-Chlorophenyl phenyl ether	mg/L	0.002															
	4-Nitroquinoline-n-oxide	mg/L	0.002															
	Acetophenone	mg/L	0.0001					<0.0001						<0.0001				
	Bis(2-chloroethoxy) methane	mg/L	0.002															
	Bis(2-chloroethyl) ether	mg/L	0.002															
	Dibenzofuran	mg/L	0.002															
	Hexachlorocyclopentadiene	mg/L	0.0001					<0.0001						<0.0001				
	Hexachlorophene	mg/L	0.0001					<0.0001						<0.0001				
	Hexachloropropene	mg/L	0.0001					<0.0001						<0.0001				
	Methapyrilene	mg/L	0.002															
	n-Nitrosomorpholine	mg/L	0.002															
	n-Nitrosopiperidine	mg/L	0.002															
	n-Nitrosopyrrolidine	mg/L	0.004															
	Pentachloronitrobenzene	mg/L	0.002															
	Phenacetin	mg/L	0.002															
Total Petroleum Hydrocarbons	Total C6-C36	mg/L	0.05				0.09*	<0.05	<0.05	<0.05		<0.05		<0.05	<0.05			<0.05
	TPH C 6 - C 9 Fraction	mg/L	0.0001	**22.9**	5		0.09*	<0.01	<0.01	<0.01		<0.01		<0.01	<0.01			<0.01
	TPH C10 - C14 Fraction	mg/L	0.01				<0.01	<0.01	<0.01	<0.01		<0.01		<0.01	<0.01			<0.01
	TPH C15 - C28 Fraction	mg/L	0.05				<0.05	<0.05	<0.05	<0.05		<0.05		<0.05	<0.05			<0.05
	TPH C29-C36 Fraction	mg/L	0.05				<0.05	<0.05	<0.05	<0.05		<0.05		<0.05	<0.05			<0.05
	TPH+C10 - C36 (Sum of total)	mg/L	0.11				<0.11	<0.11	<0.11	<0.11		<0.11		<0.11	<0.11			<0.11
	TPH+C10 - C40 (Sum of total)	mg/L	0.05															
Volatile Organic Compounds	1,1,1,2-Tetrachloroethane	mg/L	0.001				<0.001	<0.001	<0.001	<0.001	<0.001	<0.001		<0.001	<0.001	<0.001	<0.001	<0.001
	1,1,1-Trichloroethane	mg/L	0.001		0.27		<0.001	<0.001	<0.001	<0.001	<0.001	<0.001		<0.001	<0.001	<0.001	<0.001	<0.001
	1,1,2,2-Tetrabromoethane	mg/L	0.0001				<0.0001	<0.0001		<0.0001		<0.0001		<0.0001	<0.0001			<0.0001
	1,1,2,2-Tetrabromoethene	mg/L	0.0001															
	1,1,2,2-Tetrachloroethane	mg/L	0.001				<0.001	<0.001	<0.001	<0.001	<0.001	<0.001		<0.001	<0.001	<0.001	<0.001	<0.001
	1,1,2-Tribromoethane	mg/L	0.0001				<0.0001	<0.0001		<0.0001		<0.0001		<0.0001	<0.0001			<0.0001
	1,1,2-Trichloroethane	mg/L	0.001		6.5		<0.001	<0.001	<0.001	<0.001	<0.001	<0.001		<0.001	<0.001	<0.001	<0.001	<0.001
	1,1-Dichloroethane	mg/L	0.001		0.09		<0.001	<0.001	<0.001	<0.001	<0.001	<0.001		<0.001	<0.001	<0.001	<0.001	<0.001
	1,1-Dichloroethene	mg/L	0.001		0.7		<0.001	<0.001	<0.001	<0.001	<0.001	<0.001		<0.001	<0.001	<0.001	<0.001	<0.001
	1,1-Dichloropropene	mg/L	0.001				<0.001	<0.001	<0.001	<0.001	<0.001	<0.001		<0.001	<0.001	<0.001	<0.001	<0.001
	1,2,3-Trichloropropane	mg/L	0.001				<0.001	<0.001	<0.001	<0.001	<0.001	<0.001		<0.001	<0.001	<0.001	<0.001	<0.001
	1,2-Dibromo-3-chloropropane	mg/L	0.0001				<0.0001	<0.0001	<0.001	<0.0001	<0.001	<0.0001		<0.0001	<0.0001	<0.001	<0.001	<0.0001
	1,2-Dibromoethane	mg/L	0.0001				<0.0001	<0.0001	<0.001	<0.0001	<0.001	<0.0001		<0.0001	<0.0001	<0.001	<0.001	<0.0001
	cis- & trans-1,2-Dibromoethene	mg/L	0.0001				<0.0001	<0.0001		<0.0001		<0.0001		<0.0001	<0.0001			<0.0001
	1,2-Dichloroethane	mg/L	0.001		1.9		<0.001	<0.001	<0.001	<0.001	<0.001	<0.001		<0.001	<0.001	<0.001	<0.001	<0.001
	1,2-Dichloropropane	mg/L	0.001				<0.001	<0.001	<0.001	<0.001	<0.001	<0.001		<0.001	<0.001	<0.001	<0.001	<0.001
	1,3-Dichloropropane	mg/L	0.001		0.26		<0.001	<0.001	<0.001	<0.001	<0.001	<0.001		<0.001	<0.001	<0.001	<0.001	<0.001
	2,2-Dichloropropane	mg/L	0.001				<0.001	<0.001	<0.001	<0.001	<0.001	<0.001		<0.001	<0.001	<0.001	<0.001	<0.001
	Bromochloromethane	mg/L	0.0001				<0.0001	<0.0001	<0.001	<0.0001	<0.001	<0.0001		<0.0001	<0.0001	<0.001	<0.001	<0.0001
	Bromodichloromethane	mg/L	0.0001	**0.25**	1.6		<0.0001	<0.0001	<0.001	<0.0001	<0.001	<0.0001		<0.0001	<0.0001	<0.001	<0.001	<0.0001
	Bromoethane	mg/L	0.0001				<0.0001	<0.0001		<0.0001		<0.0001		<0.0001	<0.0001			<0.0001
	Bromoethyne	mg/L	0.0001				<0.0001	<0.0001		<0.0001		<0.0001		<0.0001	<0.0001			<0.0001
	Bromoform	mg/L	0.0001	**0.25**	0.32		<0.0001	<0.0001	<0.001	<0.0001	<0.001	<0.0001		<0.0001	<0.0001	<0.001	<0.001	<0.0001
	Bromomethane	mg/L	0.001				<0.001	<0.001	<0.001	<0.001	<0.001	<0.001		<0.001	<0.001	<0.001	<0.001	<0.001
	Carbon disulfide	mg/L	0.005		0.02													
	Carbon tetrachloride	mg/L	0.0001		0.24		<0.0007	<0.001	<0.001	<0.001	<0.001	<0.0007		<0.001	<0.001	<0.001	<0.0001	<0.0007
	Chlorinated Hydrocarbons	mg/l	0.025				0.43185	<0.025	0.014	0.014	0.015	0.01485		<0.025	0.018	0.015	<0.0241	0.01485
	Chlorodibromomethane	mg/L	0.0001	**0.25**	1400		<0.0001	<0.0001	<0.001	<0.0001	<0.001	<0.0001		<0.0001	<0.0001	<0.001	<0.001	<0.0001
	Chloroethane	mg/L	0.001				<0.001	<0.001	<0.001	<0.001	<0.001	<0.001		<0.001	<0.001	<0.001	<0.001	<0.001
	Chloroform	mg/L	0.001	**0.25**	0.37		<0.001	<0.001	<0.001	<0.001	<0.001	<0.001		<0.001	<0.001	<0.001	<0.001	<0.001
	Chloromethane	mg/L	0.001				<0.001	<0.001	<0.001	<0.001	<0.001	<0.001		<0.001	<0.001	<0.001	<0.001	<0.001
	cis-1,2-Dibromoethene	mg/L	0.0001		0.59		<0.0001	<0.0001		<0.0001		<0.0001		<0.0001	<0.0001			<0.0001
	cis-1,2-Dichloroethene	mg/L	0.001				<0.001	<0.001	<0.001	<0.001	<0.001	<0.001		<0.001	<0.001	<0.001	<0.001	<0.001
	cis-1,3-Dichloropropene	mg/L	0.001				<0.001	<0.001	<0.001	<0.001	<0.001	<0.001		<0.001	<0.001	<0.001	<0.001	<0.001
	cis-1,4-Dichloro-2-butene	mg/L	0.001															
	Dibromomethane	mg/L	0.0001				<0.0001	<0.0001	<0.001	<0.0001	<0.001	<0.0001		<0.0001	<0.0001	<0.001	<0.001	<0.0001
	Dichlorodifluoromethane	mg/L	0.001				<0.001	<0.001	<0.001	<0.001	<0.001	<0.001		<0.001	<0.001	<0.001	<0.001	<0.001
	Dichloromethane	mg/L	0.01		4		<0.01	<0.01	<0.01	<0.01	<0.01	<0.01		<0.01	<0.01	<0.01	<0.01	<0.01
	Hexachlorobutadiene	mg/L	0.0001				<0.001	<0.0001	<0.001	<0.001	<0.001	<0.001		<0.0001	<0.001	<0.001	<0.001	<0.001
	Hexachloroethane	mg/L	0.0001					<0.0001						<0.0001				
	Iodomethane	mg/L	0.001															
	Other Chlorinated Hydrocarbons	mg/l	0.0155				0.43085	<0.023	0.013	0.013	0.014	0.01385		<0.023	0.017	0.014	<0.0221	0.01385
	Pentachloroethane	mg/L	0.0001					<0.0001						<0.0001				
	Trichloroethene	mg/L	0.001	**0.0847**	0.33		**0.42**	<0.001	0.002	0.002	0.003	0.003		<0.001	0.006	0.003	<0.001	0.003
	Tetrabromoethane	mg/L	0.0001				<0.0001	<0.0001		<0.0001		<0.0001		<0.0001	<0.0001			<0.0001
	Tetrabromoethene	mg/L	0.0001				<0.0001	<0.0001		<0.0001		<0.0001		<0.0001	<0.0001			<0.0001
	Tetrachloroethene	mg/L	0.0001	**1.75**	0.07		0.001	<0.001	<0.001	<0.001	<0.001	<0.001		<0.001	<0.001	<0.001	<0.001	<0.001
	Trihalomethanes	mg/L					<0.0013	<0.001	<0.004	<0.0013	<0.004	<0.0013		<0.001	<0.0013	<0.004	<0.004	<0.0013
	trans-1,2-Dibromoethene	mg/L	0.0001				<0.0001	<0.0001		<0.0001		<0.0001		<0.0001	<0.0001			<0.0001
	trans-1,2-dichloroethene	mg/L	0.001				<0.001	<0.001	<0.001	<0.001	<0.001	<0.001		<0.001	<0.001	<0.001	<0.001	<0.001
	trans-1,3-dichloropropene	mg/L	0.001				<0.001	<0.001	<0.001	<0.001	<0.001	<0.001		<0.001	<0.001	<0.001	<0.001	<0.001
	trans-1,4-Dichloro-2-butene	mg/L	0.001															
	1,1,2-Tribromoethene	mg/L	0.0001				<0.0001	<0.0001		<0.0001		<0.0001		<0.0001	<0.0001			<0.0001
	Trichlorofluoromethane	mg/L	0.001				0.001	<0.001	<0.001	<0.001	<0.001	<0.001		<0.001	<0.001	<0.001	<0.001	<0.001
	Vinyl bromide (bromoethene)	mg/L	0.0001				<0.0001	<0.0001	<0.001	<0.0001		<0.0001		<0.0001	<0.0001			<0.0001
	Vinyl chloride	mg/L	0.001		0.1		<0.001	<0.001	<0.001	<0.001	<0.001	<0.001		<0.001	<0.001	<0.001	<0.001	<0.001

* A range of results indicates that the laboratory reported different concentrations for the same analyte due to different laboratory methods used for analysis

** For some analytical results, the EQL had to be raised due to interference with other analytes

Note - * Indicates result "*Not typical of TPH*" as described by lab. Potentially due to high TCE reading in same sample

Golder Associates

November 2011

Table 7: Helena River Analytical Results

Chem_Group	ChemName	output unit	EQL	Risk Based Criteria May 08 Aquatic Ecosystem Screening Criteria	*Risk Based Criteria May 08 Helena River*	Q4984-01	Q5668-04	Q5673-02	Q5678-08	Q5205-07	Q6064-03	Q4984-02	Q5668-01	Q5673-01	Q5678-02	Q5205-06	Q6064-02	Q4984-03	Q5678-01	Q5205-05	Q6064-01
	Location_Code					SG05	SG05	SG05	SG05	SG05	SG05	SG06	SG06	SG06	SG06	SG06	SG06	SG07	SG07	SG07	SG07
	Well					-	-	-	-	-	-	-	-	-	-	-	-	-	-	-	-
	Sampled_Date_Time					15/10/2008	8/04/2009	13/05/2009	24/06/2009	21/09/2009	28/07/2010	15/10/2008	8/04/2009	13/05/2009	24/06/2009	21/09/2009	28/07/2010	15/10/2008	24/06/2009	21/09/2009	28/07/2010
Halogenated Benzenes	1,2,3-Trichlorobenzene	mg/L	0.001	**0.003**		<0.001	<0.001	<0.001	<0.001	<0.001	<0.001	<0.001	<0.001	<0.001	<0.001	<0.001	<0.001	<0.001	<0.001	<0.001	<0.001
	1,2,4-Trichlorobenzene	mg/L	0.001	**0.085**		<0.001	<0.001	<0.001	<0.001	<0.001	<0.001	<0.001	<0.001	<0.001	<0.001	<0.001	<0.001	<0.001	<0.001	<0.001	<0.001
	1,2-Dichlorobenzene	mg/L	0.001	**0.16**		<0.001	<0.001	<0.001	<0.001	<0.001	<0.001	<0.001	<0.001	<0.001	<0.001	<0.001	<0.001	<0.001	<0.001	<0.001	<0.001
	1,3-Dichlorobenzene	mg/L	0.001			<0.001	<0.001	<0.001	<0.001	<0.001	<0.001	<0.001	<0.001	<0.001	<0.001	<0.001	<0.001	<0.001	<0.001	<0.001	<0.001
	1,4-Dichlorobenzene	mg/L	0.001	**0.06**		<0.001	<0.001	<0.001	<0.001	<0.001	<0.001	<0.001	<0.001	<0.001	<0.001	<0.001	<0.001	<0.001	<0.001	<0.001	<0.001
	2-Chlorotoluene	mg/L	0.001	**0.003**		<0.001	<0.001	<0.001	<0.001	<0.001	<0.001	<0.001	<0.001	<0.001	<0.001	<0.001	<0.001	<0.001	<0.001	<0.001	<0.001
	4-Chlorotoluene	mg/L	0.001	**0.003**		<0.001	<0.001	<0.001	<0.001	<0.001	<0.001	<0.001	<0.001	<0.001	<0.001	<0.001	<0.001	<0.001	<0.001	<0.001	<0.001
	Bromobenzene	mg/L	0.0001			<0.001	<0.0001	<0.0001	<0.001	<0.001	<0.0001	<0.001	<0.0001	<0.0001	<0.001	<0.001	<0.0001	<0.001	<0.001	<0.001	<0.0001
	Chlorobenzene	mg/L	0.001	**0.055**		<0.001	<0.001	<0.001	<0.001	<0.001	<0.001	<0.001	<0.001	<0.001	<0.001	<0.001	<0.001	<0.001	<0.001	<0.001	<0.001
Heavy Metals	Aluminium	mg/L	0.001	**0.055**	*152*	0.044	0.025				**0.11**	0.037	0.02				**0.11**	**0.065**			**0.11**
	Arsenic	mg/L	0.0002	**0.013**		<0.0005	<0.0002				<0.0005	<0.0005	0.0014				<0.0005	<0.0005			<0.0005
	Cadmium	mg/L	0.00005	**0.0002**		<0.0005	<0.00005				<0.0001	<0.0005	<0.00005				<0.0001	<0.0005			<0.0001
	Chromium	mg/L	0.0002	**0.001**		<0.001	0.0002				<0.001	<0.001	0.0002				<0.001	<0.001			<0.001
	Copper	mg/L	0.0005	**0.0014**		<0.001	0.0005				0.001	<0.001	0.0007				0.001	<0.001			0.001
	Iron (ferrous)	mg/L	0.05			0.1						0.1						0.1			
	Iron	mg/L	0.001	**0.3**	*106*	**1.9**	**21**				**1.1**	**1.8**	**38**				**1.1**	**1.9**			**1.1**
	Lead	mg/L	0.0001	**0.0034**		<0.001	<0.0001				<0.001	<0.001	<0.0001				<0.001	<0.001			<0.001
	Manganese	mg/L	0.0005	**1.9**	*9.1*	0.065	1.2				0.034	0.05	0.85				0.033	0.06			0.031
	Mercury	mg/L	0.00005	**0.00006**		<0.0005	<0.0001				<0.00005	<0.0005	<0.0001				<0.00005	<0.0005			<0.00005
	Nickel	mg/L	0.0005	**0.011**	*1.92*	<0.001	<0.0005				<0.001	<0.001	<0.0005				<0.001	<0.001			<0.001
	Zinc	mg/L	0.001	**0.008**		0.007	**0.055**				0.002	**0.008**	0.004				0.004	**0.019**			0.002
MAH	1,2,4-trimethylbenzene	mg/L	0.001	**0.033**		<0.001	<0.001	<0.001	<0.001	<0.001	<0.001	<0.001	<0.001	<0.001	<0.001	<0.001	<0.001	<0.001	<0.001	<0.001	<0.001
	1,3,5-Trimethylbenzene	mg/L	0.001	**0.071**		<0.001	<0.001	<0.001	<0.001	<0.001	<0.001	<0.001	<0.001	<0.001	<0.001	<0.001	<0.001	<0.001	<0.001	<0.001	<0.001
	Benzene	mg/L	0.001	**0.95**		<0.001	<0.001	<0.001	<0.001	<0.001	<0.001	<0.001	<0.001	<0.001	<0.001	<0.001	<0.001	<0.001	<0.001	<0.001	<0.001
	Ethylbenzene	mg/L	0.001	**0.08**		<0.001	<0.001	<0.001	<0.001	<0.001	<0.001	<0.001	<0.001	<0.001	<0.001	<0.001	<0.001	<0.001	<0.001	<0.001	<0.001
	Isopropylbenzene	mg/L	0.001	**0.03**		<0.001	<0.001	<0.001	<0.001	<0.001	<0.001	<0.001	<0.001	<0.001	<0.001	<0.001	<0.001	<0.001	<0.001	<0.001	<0.001
	n-Butylbenzene	mg/L	0.001			<0.001	<0.001	<0.001	<0.001	<0.001	<0.001	<0.001	<0.001	<0.001	<0.001	<0.001	<0.001	<0.001	<0.001	<0.001	<0.001
	n-Propylbenzene	mg/L	0.001			<0.001	<0.001	<0.001	<0.001	<0.001	<0.001	<0.001	<0.001	<0.001	<0.001	<0.001	<0.001	<0.001	<0.001	<0.001	<0.001
	p-Isopropyltoluene	mg/L	0.001	**0.085**		<0.001	<0.001	<0.001	<0.001	<0.001	<0.001	<0.001	<0.001	<0.001	<0.001	<0.001	<0.001	<0.001	<0.001	<0.001	<0.001
	sec-Butylbenzene	mg/L	0.001			<0.001	<0.001	<0.001	<0.001	<0.001	<0.001	<0.001	<0.001	<0.001	<0.001	<0.001	<0.001	<0.001	<0.001	<0.001	<0.001
	Styrene	mg/L	0.001	**0.072**		<0.001	<0.001	<0.001	<0.001	<0.001	<0.001	<0.001	<0.001	<0.001	<0.001	<0.001	<0.001	<0.001	<0.001	<0.001	<0.001
	tert-Butylbenzene	mg/L	0.001			<0.001	<0.001	<0.001	<0.001	<0.001	<0.001	<0.001	<0.001	<0.001	<0.001	<0.001	<0.001	<0.001	<0.001	<0.001	<0.001
	Toluene	mg/L	0.001	**0.3**		<0.001	<0.001	<0.001	<0.001	<0.001	<0.001	<0.001	<0.001	<0.001	<0.001	<0.001	<0.001	<0.001	<0.001	<0.001	<0.001
	Total BTEX (QLD EPA 1999 Draft)	mg/L				<0.005	<0.005	<0.005	<0.005	<0.005	<0.005	<0.005	<0.005	<0.005	<0.005	<0.005	<0.005	<0.005	<0.005	<0.005	<0.005
	MAH (Sum of Total) (Vic EPA 448.3)	mg/L				<0.006	<0.006	<0.006	<0.006	<0.006		<0.006	<0.006	<0.006	<0.006	<0.006		<0.006	<0.006	<0.006	
	Xylenes (m & p)	mg/L	0.001	**0.275**		<0.001	<0.001	<0.001	<0.001	<0.001	<0.001	<0.001	<0.001	<0.001	<0.001	<0.001	<0.001	<0.001	<0.001	<0.001	<0.001
	Xylene (o)	mg/L	0.001	**0.35**		<0.001	<0.001	<0.001	<0.001	<0.001	<0.001	<0.001	<0.001	<0.001	<0.001	<0.001	<0.001	<0.001	<0.001	<0.001	<0.001
	Xylenes (Sum of m,p & o)	mg/L				<0.002	<0.002	<0.002	<0.002	<0.002	<0.002	<0.002	<0.002	<0.002	<0.002	<0.002	<0.002	<0.002	<0.002	<0.002	<0.002
	Total MAHs	mg/L				<0.006	<0.006	<0.006	<0.006	<0.006	<0.006	<0.006	<0.006	<0.006	<0.006	<0.006	<0.006	<0.006	<0.006	<0.006	<0.006
Other	Ferrous Iron	mg/L	0.1				8.9						0.1								
PAH	Naphthalene	mg/L	0.001	**0.016**		<0.001	<0.001	<0.001	<0.001	<0.001	<0.001	<0.001	<0.001	<0.001	<0.001	<0.001	<0.001	<0.001	<0.001	<0.001	<0.001
Phthalates	Bis(2-ethylhexyl) phthalate	mg/L	0.0001	**0.0006**		<0.0001	<0.001					<0.0001	<0.001					<0.0001			
	Butylbenzyl phthalate	mg/L	0.0001	**0.0002**		<0.0001	<0.001					<0.0001	<0.001					<0.0001			
	Diethyl phthalate	mg/L	0.0001	**0.0002**		<0.0001	<0.001					<0.0001	<0.001					<0.0001			
	Dimethyl phthalate	mg/L	0.0001	**0.0002**		<0.0001	<0.001					<0.0001	<0.001					<0.0001			
	Di-n-butyl phthalate	mg/L	0.0001	**0.0099**		<0.0001	<0.001					<0.0001	<0.001					<0.0001			
	Di-n-octyl phthalate	mg/L	0.0001	**0.0002**		<0.0001	<0.001					<0.0001	<0.001					<0.0001			
Sample Quality Parameters	Total Dissolved Solids @180°C	mg/L	1			350	1000					400	850					390			
	Sodium	mg/L	0.05			95	300					98	220					96			
	Potassium	mg/L	0.05			4.7	9.8					4.7	8.1					4.7			
	Calcium	mg/L	0.05			17	38					16	25					17			
	Magnesium	mg/L	0.05	**82**		15	34					16	32					15			
	Chloride	mg/L	1			170	490					140	280					160			
	Sulphate (as SO4)	mg/L	1			30	14					30	<1					30			
	Sulphur (as S)	mg/L	1																		
	Bicarbonate Alkalinity	mg/L	1			60	120					80	240					60			
	Bicarbonate Alkalinity (as CaCO3)	mg/L	1																		
	Carbonate Alkalinity	mg/L	1			<1	<1					<1	<1					<1			
	Carbonate Alkalinity (as CaCO3)	mg/L	1																		
	Nitrogen (Total Oxidised)	mg/L	0.01																		
	Nitrate (as N)	mg/L	0.01	**7**		<1	<1				0.45	<1	<1				0.46	<1			0.45
	Nitrite (as N)	mg/L	0.01																		
	Hydroxide Alkalinity (as CaCO3)	mg/L	1																		
	Ionic Balance	%	0.01																		
	Total Alkalinity (as CaCO3)	mg/L	1			60	120					80	240					60			
	Total Anions	meq/L	0.01																		
	Total Cations	meq/L	0.01																		

Golder Associates

November 2011

Table 7: Helena River Analytical Results

Chem_Group	ChemName	output unit	EQL	Risk Based Criteria May 08 Aquatic Ecosystem Screening Criteria	*Risk Based Criteria May 08 Helena River*	Q4984-01	Q5668-04	Q5673-02	Q5678-08	Q5205-07	Q6064-03	Q4984-02	Q5668-01	Q5673-01	Q5678-02	Q5205-06	Q6064-02	Q4984-03	Q5678-01	Q5205-05	Q6064-01
					Location_Code	SG05	SG05	SG05	SG05	SG05	SG05	SG06	SG06	SG06	SG06	SG06	SG06	SG07	SG07	SG07	SG07
					Well	-	-	-	-	-	-	-	-	-	-	-	-	-	-	-	-
					Sampled_Date_Time	15/10/2008	8/04/2009	13/05/2009	24/06/2009	21/09/2009	28/07/2010	15/10/2008	8/04/2009	13/05/2009	24/06/2009	21/09/2009	28/07/2010	15/10/2008	24/06/2009	21/09/2009	28/07/2010
Solvents	Methyl Ethyl Ketone	mg/L	0.05	**14**																	
	2-Hexanone	mg/L	0.05	**0.099**																	
	4-Methyl-2-pentanone	mg/L	0.05	**0.17**																	
	Vinyl acetate	mg/L	0.05	**0.016**																	
Total Petroleum Hydrocarbons	Total C6-C36	mg/L	0.05			<0.05	<0.05				<0.05	<0.05	0.13				<0.05	<0.05			<0.05
	TPH C 6 - C 9 Fraction	mg/L	0.01	**5**	*8*	<0.01	<0.01				<0.01	<0.01	<0.01				<0.01	<0.01			<0.01
	TPH C10 - C14 Fraction	mg/L	0.01			<0.01	<0.01				<0.01	<0.01	0.02				<0.01	<0.01			<0.01
	TPH C15 - C28 Fraction	mg/L	0.05			<0.05	<0.05				<0.05	<0.05	0.09				<0.05	<0.05			<0.05
	TPH C29-C36 Fraction	mg/L	0.05			<0.05	<0.05				<0.05	<0.05	<0.05				<0.05	<0.05			<0.05
	TPH+C10 - C36 (Sum of total)	mg/L				<0.11	<0.11				<0.11	<0.11	0.135				<0.11	<0.11			<0.11
Volatile Organic Compounds	1,1,1,2-Tetrachloroethane	mg/L	0.001			<0.001	<0.001	<0.001	<0.001	<0.001	<0.001	<0.001	<0.001	<0.001	<0.001	<0.001	<0.001	<0.001	<0.001	<0.001	<0.001
	1,1,1-Trichloroethane	mg/L	0.001	**0.27**		<0.001	<0.001	<0.001	<0.001	<0.001	<0.001	<0.001	<0.001	<0.001	<0.001	<0.001	<0.001	<0.001	<0.001	<0.001	<0.001
	1,1,2,2-Tetrabromoethane	mg/L	0.0001				<0.0001	<0.0001			<0.0001		<0.0001	<0.0001			<0.0001				<0.0001
	1,1,2,2-Tetrachloroethane	mg/L	0.001			<0.001	<0.001	<0.001	<0.001	<0.001	<0.001	<0.001	<0.001	<0.001	<0.001	<0.001	<0.001	<0.001	<0.001	<0.001	<0.001
	1,1,2-Tribromoethane	mg/L	0.0001				<0.0001	<0.0001			<0.0001		<0.0001	<0.0001			<0.0001				<0.0001
	1,1,2-Trichloroethane	mg/L	0.001	**6.5**		<0.001	<0.001	<0.001	<0.001	<0.001	<0.001	<0.001	<0.001	<0.001	<0.001	<0.001	<0.001	<0.001	<0.001	<0.001	<0.001
	1,1-Dichloroethane	mg/L	0.001	**0.09**		<0.001	<0.001	<0.001	<0.001	<0.001	<0.001	<0.001	<0.001	<0.001	<0.001	<0.001	<0.001	<0.001	<0.001	<0.001	<0.001
	1,1-Dichloroethene	mg/L	0.001	**0.7**		<0.001	<0.001	<0.001	<0.001	<0.001	<0.001	<0.001	<0.001	<0.001	<0.001	<0.001	<0.001	<0.001	<0.001	<0.001	<0.001
	1,1-Dichloropropene	mg/L	0.001			<0.001	<0.001	<0.001	<0.001	<0.001	<0.001	<0.001	<0.001	<0.001	<0.001	<0.001	<0.001	<0.001	<0.001	<0.001	<0.001
	1,2,3-Trichloropropane	mg/L	0.001			<0.001	<0.001	<0.001	<0.001	<0.001	<0.001	<0.001	<0.001	<0.001	<0.001	<0.001	<0.001	<0.001	<0.001	<0.001	<0.001
	1,2-Dibromo-3-chloropropane	mg/L	0.0001			<0.001	<0.0001	<0.0001	<0.001	<0.001	<0.0001	<0.001	<0.0001	<0.0001	<0.001	<0.001	<0.0001	<0.001	<0.001	<0.001	<0.0001
	1,2-Dibromoethane	mg/L	0.0001			<0.001	<0.0001	<0.0001	<0.001	<0.001	<0.0001	<0.001	<0.0001	<0.0001	<0.001	<0.001	<0.0001	<0.001	<0.001	<0.001	<0.0001
	cis- & trans-1,2-Dibromoethene	mg/L	0.0001				<0.0001	<0.0001			<0.0001		<0.0001	<0.0001			<0.0001				<0.0001
	1,2-Dichloroethane	mg/L	0.001	**1.9**		<0.001	<0.001	<0.001	<0.001	<0.001	<0.001	<0.001	<0.001	<0.001	<0.001	<0.001	<0.001	<0.001	<0.001	<0.001	<0.001
	1,2-Dichloropropane	mg/L	0.001			<0.001	<0.001	<0.001	<0.001	<0.001	<0.001	<0.001	<0.001	<0.001	<0.001	<0.001	<0.001	<0.001	<0.001	<0.001	<0.001
	1,3-Dichloropropane	mg/L	0.001	**0.26**		<0.001	<0.001	<0.001	<0.001	<0.001	<0.001	<0.001	<0.001	<0.001	<0.001	<0.001	<0.001	<0.001	<0.001	<0.001	<0.001
	2,2-Dichloropropane	mg/L	0.001			<0.001	<0.001	<0.001	<0.001	<0.001	<0.001	<0.001	<0.001	<0.001	<0.001	<0.001	<0.001	<0.001	<0.001	<0.001	<0.001
	Bromochloromethane	mg/L	0.0001			<0.001	<0.0001	<0.0001	<0.001	<0.001	<0.0001	<0.001	<0.0001	<0.0001	<0.001	<0.001	<0.0001	<0.001	<0.001	<0.001	<0.0001
	Bromodichloromethane	mg/L	0.0001	**1.6**	*0.25*	<0.001	<0.0001	<0.0001	<0.001	<0.001	<0.0001	<0.001	<0.0001	<0.0001	<0.001	<0.001	<0.0001	<0.001	<0.001	<0.001	<0.0001
	Bromoethane	mg/L	0.0001				<0.0001	<0.0001			<0.0001		<0.0001	<0.0001			<0.0001				<0.0001
	Bromoethyne	mg/L	0.0001				<0.0001	<0.0001			<0.0001		<0.0001	<0.0001			<0.0001				<0.0001
	Bromoform	mg/L	0.0001	**0.32**	*0.25*	<0.001	<0.0001	<0.0001	<0.001	<0.001	<0.0001	<0.001	<0.0001	<0.0001	<0.001	<0.001	<0.0001	<0.001	<0.001	<0.001	<0.0001
	Bromomethane	mg/L	0.001			<0.001	<0.001	<0.001	<0.001	<0.001	<0.001	<0.001	<0.001	<0.001	<0.001	<0.001	<0.001	<0.001	<0.001	<0.001	<0.001
	Carbon disulfide	mg/L	0.005	**0.02**																	
	Carbon tetrachloride	mg/L	0.0001	**0.24**		<0.001	<0.001	<0.001	<0.001	<0.0001	<0.001	<0.001	<0.001	<0.001	<0.001	<0.0001	<0.001	<0.001	<0.001	<0.0001	<0.001
	Chlorinated Hydrocarbons	mg/l				<0.025	0.014	<0.025	<0.025	<0.0241	<0.025	<0.025	<0.025	<0.025	<0.025	<0.0241	<0.025	<0.025	<0.025	<0.0241	<0.025
	Chlorodibromomethane	mg/L	0.0001	**1400**	*0.25*	<0.001	<0.0001	<0.0001	<0.001	<0.001	<0.0001	<0.001	<0.0001	<0.0001	<0.001	<0.001	<0.0001	<0.001	<0.001	<0.001	<0.0001
	Chloroethane	mg/L	0.001			<0.001	<0.001	<0.001	<0.001	<0.001	<0.001	<0.001	<0.001	<0.001	<0.001	<0.001	<0.001	<0.001	<0.001	<0.001	<0.001
	Chloroform	mg/L	0.001	**0.37**	*0.25*	<0.001	<0.001	<0.001	<0.001	<0.001	<0.001	<0.001	<0.001	<0.001	<0.001	<0.001	<0.001	<0.001	<0.001	<0.001	<0.001
	Chloromethane	mg/L	0.001			<0.001	<0.001	<0.001	<0.001	<0.001	<0.001	<0.001	<0.001	<0.001	<0.001	<0.001	<0.001	<0.001	<0.001	<0.001	<0.001
	cis-1,2-Dibromoethene	mg/L	0.0001	**0.59**			<0.0001	<0.0001			<0.0001		<0.0001	<0.0001			<0.0001				<0.0001
	cis-1,2-Dichloroethene	mg/L	0.001			<0.001	0.001	0.001	<0.001	<0.001	<0.001	<0.001	<0.001	<0.001	<0.001	<0.001	<0.001	<0.001	<0.001	<0.001	<0.001
	cis-1,3-Dichloropropene	mg/L	0.001			<0.001	<0.001	<0.001	<0.001	<0.001	<0.001	<0.001	<0.001	<0.001	<0.001	<0.001	<0.001	<0.001	<0.001	<0.001	<0.001
	cis-1,4-Dichloro-2-butene	mg/L	0.005																		
	Dibromomethane	mg/L	0.0001			<0.001	<0.0001	<0.0001	<0.001	<0.001	<0.0001	<0.001	<0.0001	<0.0001	<0.001	<0.001	<0.0001	<0.001	<0.001	<0.001	<0.0001
	Dichlorodifluoromethane	mg/L	0.001			<0.001	<0.001	<0.001	<0.001	<0.001	<0.001	<0.001	<0.001	<0.001	<0.001	<0.001	<0.001	<0.001	<0.001	<0.001	<0.001
	Dichloromethane	mg/L	0.01	**4**		<0.01	<0.01	<0.01	<0.01	<0.01	<0.01	<0.01	<0.01	<0.01	<0.01	<0.01	<0.01	<0.01	<0.01	<0.01	<0.01
	Hexachlorobutadiene	mg/L	0.001			<0.001	<0.001	<0.001	<0.001	<0.001	<0.001	<0.001	<0.001	<0.001	<0.001	<0.001	<0.001	<0.001	<0.001	<0.001	<0.001
	Iodomethane	mg/L	0.005																		
	Other Chlorinated Hydrocarbons	mg/l				<0.023	0.013	<0.023	<0.023	<0.0221	<0.023	<0.023	<0.023	<0.023	<0.023	<0.0221	<0.023	<0.023	<0.023	<0.0221	<0.023
	Pentachloroethane	mg/L	0.005																		
	Trichloroethene	mg/L	0.001	**0.33**	*0.0356*	<0.001	0.002	<0.001	<0.001	<0.001	<0.001	<0.001	<0.001	<0.001	<0.001	<0.001	<0.001	<0.001	<0.001	<0.001	<0.001
	Tetrabromoethane	mg/L	0.0001				<0.0001	<0.0001			<0.0001		<0.0001	<0.0001			<0.0001				<0.0001
	Tetrabromoethene	mg/L	0.0001				<0.0001	<0.0001			<0.0001		<0.0001	<0.0001			<0.0001				<0.0001
	Tetrachloroethene	mg/L	0.001	**0.07**	*0.686*	<0.001	<0.001	<0.001	<0.001	<0.001	<0.001	<0.001	<0.001	<0.001	<0.001	<0.001	<0.001	<0.001	<0.001	<0.001	<0.001
	Trihalomethanes	mg/L				<0.004	<0.0013	<0.0013	<0.004	<0.004	<0.0013	<0.004	<0.0013	<0.0013	<0.004	<0.004	<0.0013	<0.004	<0.004	<0.004	<0.0013
	trans-1,2-Dibromoethene	mg/L	0.0001				<0.0001	<0.0001			<0.0001		<0.0001	<0.0001			<0.0001				<0.0001
	trans-1,2-dichloroethene	mg/L	0.001			<0.001	<0.001	<0.001	<0.001	<0.001	<0.001	<0.001	<0.001	<0.001	<0.001	<0.001	<0.001	<0.001	<0.001	<0.001	<0.001
	trans-1,3-dichloropropene	mg/L	0.001			<0.001	<0.001	<0.001	<0.001	<0.001	<0.001	<0.001	<0.001	<0.001	<0.001	<0.001	<0.001	<0.001	<0.001	<0.001	<0.001
	trans-1,4-Dichloro-2-butene	mg/L	0.005																		
	1,1,2-Tribromoethene	mg/L	0.0001				<0.0001	<0.0001			<0.0001		<0.0001	<0.0001			<0.0001				<0.0001
	Trichlorofluoromethane	mg/L	0.001			<0.001	<0.001	<0.001	<0.001	<0.001	<0.001	<0.001	<0.001	<0.001	<0.001	<0.001	<0.001	<0.001	<0.001	<0.001	<0.001
	Vinyl bromide (bromoethene)	mg/L	0.0001			<0.001	<0.0001	<0.0001			<0.0001	<0.001	<0.0001	<0.0001			<0.0001	<0.001			<0.0001
	Vinyl chloride	mg/L	0.001	**0.1**		<0.001	<0.001	<0.001	<0.001	<0.001	<0.001	<0.001	<0.001	<0.001	<0.001	<0.001	<0.001	<0.001	<0.001	<0.001	<0.001

* A range of results indicates that the laboratory reported different concentrations for the same analyte due to different laboratory methods used for analysis

Table 8:
Water Level Data, 2000-2010
Former Waste Control Site, Bellevue

Well/Aquifer/ Location	Date Measured	Time Measured	Top of Casing Elevation (m AHD)	Top of Screen Elevation (m AHD)	Bottom of Screen Elevation (m AHD)	Depth to Water (m)	Water Level (m AHD)	Depth to PSH (m)	PSH Thickness (m)	Groundwater Elevation (m AHD)
GROUNDWATER MONITORING WELLS										
MW1	1-Nov-2001	NR	18.932	16.821	13.821	3.620	15.312	NR	NR	15.312
	15-Oct-2002	NR	18.932	16.821	13.821	3.680	15.252	NR	NR	15.252
Shallow	5-Mar-2003	14:44	18.932	16.821	13.821	4.257	14.675	ND	ND	14.675
	14-Apr-2003	14:28	18.932	16.821	13.821	3.880	15.052	ND	ND	15.052
Former Waste	9-Dec-2003	14:42	18.932	16.821	13.821	4.030	14.902	ND	ND	14.902
Control Site	9-Jan-2004	14:31	18.932	16.821	13.821	4.222	14.710	ND	ND	14.710
	9-Feb-2004	14:37	18.932	16.821	13.821	4.303	14.629	ND	ND	14.629
	8-Mar-2004	12:52	18.932	16.821	13.821	4.380	14.552	ND	ND	14.552
	8-Apr-2004	12:30	18.932	16.821	13.821	4.430	14.502	ND	ND	14.502
	10-May-2004	13:09	18.932	16.821	13.821	4.482	14.450	ND	ND	14.450
	8-Jun-2004	13:40	18.932	16.821	13.821	4.000	14.932	ND	ND	14.932
	7-Jul-2004	14:07	18.932	16.821	13.821	3.790	15.142	ND	ND	15.142
	9-Aug-2004	14:00	18.932	16.821	13.821	4.845	14.087	ND	ND	14.087
	14-Sep-2004	12:19	20.020	16.821	13.821	4.666	15.354	ND	ND	15.354
	11-Oct-2004	11:02	20.020	16.821	13.821	4.918	15.102	ND	ND	15.102
	11-Nov-2004	14:27	20.020	16.821	13.821	5.052	14.968	ND	ND	14.968
	9-May-2005	13:05	20.020	16.821	13.821	5.075	14.945	ND	ND	14.945
	8-Jun-2005	13:50	20.020	16.821	13.821	4.635	15.385	ND	ND	15.385
	8-Jul-2005	13:00	20.020	16.821	13.821	4.480	15.540	ND	ND	15.540
	19-Aug-2005	13:42	20.020	16.821	13.821	4.530	15.490	ND	ND	15.490
	16-Sep-2005	14:22	20.020	16.821	13.821	4.565	15.455	ND	ND	15.455
	12-May-2008	8:44	20.020	16.821	13.821	5.310	14.710	ND	ND	14.710
	24-Mar-2009	9:22	18.932	16.821	13.821	5.460	13.472	NR	NR	13.472
	24-Aug-2009	9:38	18.932	16.821	13.821	4.645	14.287	NR	NR	14.287
MW2	1-Nov-2001	NR	20.028	17.831	14.831	3.680	16.348	NR	NR	16.348
	15-Oct-2002	NR	20.028	17.831	14.831	3.530	16.498	NR	NR	16.498
Shallow	5-Mar-2003	14:16	20.028	17.831	14.831	4.318	15.710	ND	ND	15.710
	14-Apr-2003	13:37	20.028	17.831	14.831	3.710	16.318	ND	ND	16.318
Former Waste	9-Dec-2003	14:00	20.028	17.831	14.831	3.900	16.128	ND	ND	16.128
Control Site	9-Jan-2004	13:15	20.028	17.831	14.831	4.082	15.946	ND	ND	15.946
	9-Feb-2004	14:04	20.028	17.831	14.831	3.761	16.267	ND	ND	16.267
	8-Mar-2004	12:02	20.028	17.831	14.831	4.015	16.013	ND	ND	16.013
	8-Apr-2004	11:01	20.028	17.831	14.831	4.240	15.788	ND	ND	15.788
	10-May-2004	12:47	20.028	17.831	14.831	4.373	15.655	ND	ND	15.655
	8-Jun-2004	13:00	20.028	17.831	14.831	3.410	16.618	ND	ND	16.618
	7-Jul-2004	13:40	20.028	17.831	14.831	3.480	16.548	ND	ND	16.548
	9-Aug-2004	11:00	20.028	17.831	14.831	3.420	16.608	ND	ND	16.608
	14-Sep-2004	11:47	20.028	17.831	14.831	3.300	16.728	ND	ND	16.728
	11-Oct-2004	10:27	20.028	17.831	14.831	3.679	16.349	ND	ND	16.349
	11-Nov-2004	14:00	20.028	17.831	14.831	3.828	16.200	ND	ND	16.200
	9-May-2005	13:43	20.028	17.831	14.831	3.355	16.673	ND	ND	16.673
	8-Jun-2005	14:12	20.028	17.831	14.831	3.110	16.918	ND	ND	16.918
	8-Jul-2005	12:47	20.028	17.831	14.831	3.155	16.873	ND	ND	16.873
	19-Aug-2005	13:28	20.028	17.831	14.831	3.255	16.773	ND	ND	16.773
	16-Sep-2005	14:14	20.028	17.831	14.831	3.272	16.756	ND	ND	16.756
	12-May-2008	9:12	20.028	17.831	14.831	4.040	15.988	ND	ND	15.988
	24-Aug-2009	10:18	20.028	17.831	14.831	3.155	16.756	ND	ND	16.756
MW3	1-Nov-2001	NR	19.341	16.423	11.423	5.130	14.211	NR	NR	14.211
	15-Oct-2002	NR	19.341	16.423	11.423	5.130	14.211	NR	NR	14.211
Shallow	5-Mar-2003	14:31	19.341	16.423	11.423	6.623	12.718	ND	ND	12.718
	14-Apr-2003	14:03	19.341	16.423	11.423	DRY	DRY	ND	ND	NA
Former Waste	9-Dec-2003	13:31	19.341	16.423	11.423	5.680	13.661	ND	ND	13.661
Control Site	9-Jan-2004	14:11	19.341	16.423	11.423	6.090	13.251	ND	ND	13.251
	9-Feb-2004	14:29	19.341	16.423	11.423	6.479	12.862	ND	ND	12.862
	8-Mar-2004	13:27	19.341	16.423	11.423	6.800	12.541	ND	ND	12.541
	8-Apr-2004	11:29	19.341	16.423	11.423	7.080	12.261	ND	ND	12.261
	10-May-2004	13:03	19.341	16.423	11.423	7.357	11.984	ND	ND	11.984
	8-Jun-2004	13:27	19.341	16.423	11.423	6.740	12.601	ND	ND	12.601
	7-Jul-2004	14:01	19.341	16.423	11.423	6.170	13.171	ND	ND	13.171
	9-Aug-2004	13:30	19.341	16.423	11.423	5.890	13.451	ND	ND	13.451
	14-Sep-2004	12:06	20.610	16.423	11.423	5.323	15.287	ND	ND	15.287
	11-Oct-2004	10:58	20.610	16.423	11.423	5.628	14.982	ND	ND	14.982
	11-Nov-2004	14:23	20.610	16.423	11.423	5.990	14.620	ND	ND	14.620
	9-May-2005	14:05	20.610	16.423	11.423	7.410	13.200	ND	ND	13.200
	8-Jun-2005	14:31	20.610	16.423	11.423	6.705	13.905	ND	ND	13.905
	8-Jul-2005	12:34	20.610	16.423	11.423	5.175	15.435	ND	ND	15.435
	19-Aug-2005	13:08	20.610	16.423	11.423	5.360	15.250	ND	ND	15.250
	16-Sep-2005	14:01	20.610	16.423	11.423	5.285	15.325	ND	ND	15.325
	12-May-2008	8:57	20.610	16.423	11.423	7.310	13.300	ND	ND	13.300
	24-Aug-2009	9:47	20.610	16.423	11.423	5.620	14.990	ND	ND	14.990
MW4	1-Nov-2001	NR	18.831	16.893	12.893	3.700	15.131	NR	NR	15.131
	15-Oct-2002	NR	18.831	16.893	12.893	3.780	15.051	NR	NR	15.051
Shallow	5-Mar-2003	14:28	18.831	16.893	12.893	4.400	14.431	ND	ND	14.431
	14-Apr-2003	14:48	18.831	16.893	12.893	4.582	14.249	ND	ND	14.249
Former Waste	9-Dec-2003	14:22	18.831	16.893	12.893	4.000	14.831	ND	ND	14.831
Control Site	9-Jan-2004	16:02	18.831	16.893	12.893	4.300	14.531	ND	ND	14.531
	9-Feb-2004	14:52	18.831	16.893	12.893	4.517	14.314	ND	ND	14.314
	8-Mar-2004	13:55	18.831	16.893	12.893	4.990	13.841	NR	0.150	13.963
	8-Apr-2004	12:45	18.831	16.893	12.893	5.275	13.556	NR	0.040	13.588
	10-May-2004	13:25	18.831	16.893	12.893	5.455	13.376	NR	0.075	13.437
	8-Jun-2004	14:55	18.831	16.893	12.893	3.530	15.301	NR	0.020	15.317
	7-Jul-2004	14:05	18.831	16.893	12.893	4.380	14.451	ND	ND	14.451
	9-Aug-2004	12:36	18.831	16.893	12.893	4.160	14.671	ND	ND	14.671
	14-Sep-2004	12:37	18.831	16.893	12.893	3.703	15.128	ND	ND	15.128
	11-Oct-2004	11:12	18.831	16.893	12.893	3.922	14.909	ND	ND	14.909
	11-Nov-2004	14:38	18.831	16.893	12.893	4.093	14.738	ND	ND	14.738
	9-May-2005	12:40	18.831	16.893	12.893	5.870	12.961	5.850	0.020	12.977
	8-Jun-2005	13:40	18.831	16.893	12.893	4.420	14.411	4.415	0.005	14.415
	8-Jul-2005	13:16	18.831	16.893	12.893	3.590	15.241	ND	ND	15.241
	19-Aug-2005	14:05	18.831	16.893	12.893	3.705	15.126	ND	ND	15.126
	16-Sep-2005	14:50	18.831	16.893	12.893	3.540	15.291	ND	ND	15.291
	12-Dec-2006	10:50	18.831	16.893	12.893	4.320	14.511	ND	ND	14.511
	12-Jan-2007	10:00	18.831	16.893	12.893	4.945	13.886	ND	ND	13.886
	12-Feb-2007	12:26	18.831	16.893	12.893	5.707	13.124	5.690	0.020	13.124
	12-May-2008	8:32	18.831	16.893	12.893	5.850	12.981	ND	ND	12.981
	24-Mar-2009	8:23	18.831	16.893	12.893	DRY	#VALUE!	ND	ND	NA
	24-Aug-2009	9:11	18.831	16.893	12.893	4.190	14.641	ND	ND	14.641

Table 8:
Water Level Data, 2000-2010
Former Waste Control Site, Bellevue

Well/Aquifer/ Location	Date Measured	Time Measured	Top of Casing Elevation (m AHD)	Top of Screen Elevation (m AHD)	Bottom of Screen Elevation (m AHD)	Depth to Water (m)	Water Level (m AHD)	Depth to PSH (m)	PSH Thickness (m)	Groundwater Elevation (m AHD)
GROUNDWATER MONITORING WELLS										
MW5	1-Nov-2001	NR	19.506	16.670	13.670	4.180	15.326	NR	NR	15.326
	15-Oct-2002	NR	19.506	16.670	13.670	4.250	15.256	NR	NR	15.256
Shallow	5-Mar-2003	14:26	19.506	16.670	13.670	4.694	14.812	ND	ND	14.812
	14-Apr-2003	14:18	19.506	16.670	13.670	4.673	14.833	ND	ND	14.833
Former Waste	9-Dec-2003	14:13	19.506	16.670	13.670	4.441	15.065	ND	ND	15.065
Control Site	9-Jan-2004	14:02	19.506	16.670	13.670	4.630	14.876	ND	ND	14.876
	9-Feb-2004	14:33	19.506	16.670	13.670	4.717	14.789	ND	ND	14.789
	8-Mar-2004	12:45	19.506	16.670	13.670	4.800	14.706	ND	ND	14.706
	8-Apr-2004	12:24	19.506	16.670	13.670	4.890	14.616	ND	ND	14.616
	10-May-2004	13:06	19.506	16.670	13.670	4.982	14.524	ND	ND	14.524
	8-Jun-2004	13:33	19.506	16.670	13.670	4.530	14.976	ND	ND	14.976
	7-Jul-2004	14:05	19.506	16.670	13.670	4.265	15.241	ND	ND	15.241
	9-Aug-2004	11:40	19.506	16.670	13.670	4.323	15.183	ND	ND	15.183
	14-Sep-2004	12:15	19.580	16.670	13.670	4.083	15.497	ND	ND	15.497
	11-Oct-2004	10:54	19.580	16.670	13.670	4.340	15.240	ND	ND	15.240
	11-Nov-2004	14:06	19.580	16.670	13.670	4.460	15.120	ND	ND	15.120
	9-May-2005	13:20	19.580	16.670	13.670	4.370	15.210	ND	ND	15.210
	8-Jun-2005	14:02	19.580	16.670	13.670	3.880	15.700	ND	ND	15.700
	8-Jul-2005	13:07	19.580	16.670	13.670	3.855	15.725	ND	ND	15.725
	19-Aug-2005	13:46	19.580	16.670	13.670	4.100	15.480	ND	ND	15.480
	16-Sep-2005	14:30	19.580	16.670	13.670	3.960	15.620	ND	ND	15.620
	12-May-2008	8:59	19.580	16.670	13.670	4.740	14.840	ND	ND	14.840
	24-Mar-2009	8:45	19.580	16.670	13.670	DRY	DRY	ND	ND	NA
	24-Aug-2009	9:42	19.580	16.670	13.670	4.175	15.405	ND	ND	15.405
MW6	1-Nov-2001	NR	18.583	15.592	12.592	3.700	14.883	NR	NR	14.883
	15-Oct-2002	NR	18.583	15.592	12.592	3.730	14.853	NR	NR	14.853
Shallow	5-Mar-2003	15:02	18.583	15.592	12.592	4.230	14.353	ND	ND	14.353
	14-Apr-2003	15:20	18.583	15.592	12.592	3.944	14.639	ND	ND	14.639
Former Waste	9-Dec-2003	14:41	18.583	15.592	12.592	3.962	14.621	ND	ND	14.621
Control Site	9-Jan-2004	15:28	18.583	15.592	12.592	4.310	14.273	ND	ND	14.273
	9-Feb-2004	15:15	18.583	15.592	12.592	4.489	14.094	ND	ND	14.094
	8-Mar-2004	14:00	18.583	15.592	12.592	4.630	13.953	ND	ND	13.953
	8-Apr-2004	12:11	18.583	15.592	12.592	4.870	13.713	ND	ND	13.713
	10-May-2004	13:43	18.583	15.592	12.592	4.567	14.016	ND	ND	14.016
	8-Jun-2004	14:10	18.583	15.592	12.592	4.540	14.043	ND	ND	14.043
	7-Jul-2004	14:29	18.583	15.592	12.592	4.160	14.423	ND	ND	14.423
	9-Aug-2004	11:46	18.583	15.592	12.592	4.010	14.573	ND	ND	14.573
	14-Sep-2004	13:05	18.583	15.592	12.592	3.551	15.032	ND	ND	15.032
	11-Oct-2004	11:24	18.583	15.592	12.592	3.863	14.720	ND	ND	14.720
	11-Nov-2004	14:55	18.583	15.592	12.592	4.046	14.537	ND	ND	14.537
	9-May-2005	12:25	18.583	15.592	12.592	5.375	13.208	ND	ND	13.208
	8-Jun-2005	13:24	18.583	15.592	12.592	4.950	13.633	ND	ND	13.633
	8-Jul-2005	13:37	18.583	15.592	12.592	3.575	15.008	ND	ND	15.008
	19-Aug-2005	14:12	18.583	15.592	12.592	3.565	15.018	ND	ND	15.018
	16-Sep-2005	14:52	18.583	15.592	12.592	3.415	15.168	ND	ND	15.168
	24-Mar-2009		18.583	15.592	12.592	Could not find				
MW7	1-Nov-2001	NR	18.792	15.181	12.181	3.470	15.322	NR	NR	15.322
	15-Oct-2002	NR	18.792	15.181	12.181	3.470	15.322	NR	NR	15.322
Shallow	5-Mar-2003	15:00	18.792	15.181	12.181	4.604	14.188	ND	ND	14.188
	14-Apr-2003	15:33	18.792	15.181	12.181	3.972	14.820	ND	ND	14.820
Former Waste	9-Dec-2003	13:23	18.792	15.181	12.181	3.860	14.932	ND	ND	14.932
Control Site	9-Jan-2004	15:51	18.792	15.181	12.181	4.340	14.452	ND	ND	14.452
	9-Feb-2004	15:11	18.792	15.181	12.181	5.810	12.982	ND	ND	12.982
	8-Mar-2004	13:19	18.792	15.181	12.181	6.510	12.282	ND	ND	12.282
	8-Apr-2004	11:48	18.792	15.181	12.181	DRY	DRY	ND	ND	NA
	10-May-2004	13:47	18.792	15.181	12.181	DRY	DRY	ND	ND	NA
	8-Jun-2004	14:50	18.792	15.181	12.181	4.060	14.732	ND	ND	14.732
	7-Jul-2004	14:23	18.792	15.181	12.181	3.300	15.492	ND	ND	15.492
	9-Aug-2004	12:04	18.792	15.181	12.181	3.345	15.447	ND	ND	15.447
	14-Sep-2004	13:09	18.792	15.181	12.181	3.330	15.462	ND	ND	15.462
	11-Oct-2004	11:28	18.792	15.181	12.181	3.578	15.214	ND	ND	15.214
	11-Nov-2004	14:58	18.792	15.181	12.181	3.694	15.098	ND	ND	15.098
	9-May-2005	14:12	18.792	15.181	12.181	3.945	14.847	ND	ND	14.847
	8-Jun-2005	13:15	18.792	15.181	12.181	3.255	15.537	ND	ND	15.537
	8-Jul-2005	12:29	18.792	15.181	12.181	3.135	15.657	ND	ND	15.657
	19-Aug-2005	13:01	18.792	15.181	12.181	3.125	15.667	ND	ND	15.667
	16-Sep-2005	13:54	18.792	15.181	12.181	3.180	15.612	ND	ND	15.612
	12-May-2008	8:19	18.792	15.181	12.181	4.860	13.932	ND	ND	13.932
	24-Mar-2009	8:13	18.792	15.181	12.181	DRY	DRY	ND	ND	NA
	24-Aug-2009	9:26	18.792	15.181	12.181	3.082	13.932	ND	ND	13.932
MW8	1-Nov-2001	NR	20.056	16.416	13.416	5.830	14.226	NR	NR	14.226
	15-Oct-2002	NR	20.056	16.416	13.416	5.820	14.236	NR	NR	14.236
Shallow	5-Mar-2003	14:23	20.056	16.416	13.416	DRY	DRY	ND	ND	NA
	14-Apr-2003	13:47	20.056	16.416	13.416	DRY	DRY	ND	ND	NA
Former Waste	9-Dec-2003	13:52	20.056	16.416	13.416	6.310	13.746	ND	ND	13.746
Control Site	9-Jan-2004	13:28	20.056	16.416	13.416	DRY	DRY	ND	ND	NA
	9-Feb-2004	14:08	20.056	16.416	13.416	DRY	DRY	ND	ND	NA
	8-Mar-2004	12:10	20.056	16.416	13.416	DRY	DRY	ND	ND	NA
	8-Apr-2004	11:04	20.056	16.416	13.416	DRY	DRY	ND	ND	NA
	10-May-2004	12:50	20.056	16.416	13.416	DRY	DRY	ND	ND	NA
	8-Jun-2004	NR	20.056	16.416	13.416	DRY	DRY	ND	ND	NA
	7-Jul-2004	13:43	20.056	16.416	13.416	DRY	DRY	ND	ND	NA
	9-Aug-2004	11:06	20.056	16.416	13.416	6.585	13.471	ND	ND	13.471
	14-Sep-2004	11:56	20.056	16.416	13.416	6.062	13.994	ND	ND	13.994
	11-Oct-2004	10:29	20.056	16.416	13.416	6.284	13.772	ND	ND	13.772
	11-Nov-2004	14:13	20.056	16.416	13.416	6.580	13.476	ND	ND	13.476
	9-May-2005	13:48	20.056	16.416	13.416	DRY	DRY	ND	ND	NA
	8-Jun-2005	14:17	20.056	16.416	13.416	DRY	DRY	ND	ND	NA
	8-Jul-2005	12:43	20.056	16.416	13.416	5.910	14.146	ND	ND	14.146
	19-Aug-2005	13:25	20.056	16.416	13.416	6.010	14.046	ND	ND	14.046
	16-Sep-2005	14:12	20.056	16.416	13.416	5.980	14.076	ND	ND	14.076
	12-May-2008	9:23	20.056	16.416	13.416	Dry	DRY	ND	ND	DRY
	24-Mar-2009	9:01	20.056	16.416	13.416	DRY	DRY	ND	ND	NA
	24-Aug-2009	9:58	20.056	16.416	13.416	6.240	13.816	ND	ND	13.816

Table 8:
Water Level Data, 2000-2010
Former Waste Control Site, Bellevue

Well/Aquifer/ Location	Date Measured	Time Measured	Top of Casing Elevation (m AHD)	Top of Screen Elevation (m AHD)	Bottom of Screen Elevation (m AHD)	Depth to Water (m)	Water Level (m AHD)	Depth to PSH (m)	PSH Thickness (m)	Groundwater Elevation (m AHD)
GROUNDWATER MONITORING WELLS										
MW21i	1-Nov-2001	NR	18.941	10.671	6.671	9.420	9.521	NR	NR	9.521
	15-Oct-2002	NR	18.941	10.671	6.671	9.880	9.061	NR	NR	9.061
Regional	5-Mar-2003	14:35	18.941	10.671	6.671	9.874	9.067	ND	ND	9.067
	14-Apr-2003	14:34	18.941	10.671	6.671	12.124	6.817	ND	ND	6.817
Former Waste	9-Dec-2003	14:49	18.941	10.671	6.671	8.910	10.031	ND	ND	10.031
Control Site	9-Jan-2004	14:40	18.941	10.671	6.671	9.450	9.491	ND	ND	9.491
	9-Feb-2004	14:39	18.941	10.671	6.671	9.714	9.227	ND	ND	9.227
	8-Mar-2004	13:03	18.941	10.671	6.671	10.030	8.911	ND	ND	8.911
	8-Apr-2004	12:36	18.941	10.671	6.671	10.240	8.701	ND	ND	8.701
	10-May-2004	13:12	18.941	10.671	6.671	10.378	8.563	ND	ND	8.563
	8-Jun-2004	13:46	18.941	10.671	6.671	10.400	8.541	ND	ND	8.541
	7-Jul-2004	14:11	18.941	10.671	6.671	10.155	8.786	ND	ND	8.786
	9-Aug-2004	14:05	18.941	10.671	6.671	10.920	8.021	ND	ND	8.021
	14-Sep-2004	12:23	20.050	10.671	6.671	10.498	9.552	ND	ND	9.552
	11-Oct-2004	11:04	20.050	10.671	6.671	10.382	9.668	ND	ND	9.668
	11-Nov-2004	14:31	20.050	10.671	6.671	10.372	9.678	ND	ND	9.678
	9-May-2005	13:01	20.050	10.671	6.671	11.380	8.670	ND	ND	8.670
	8-Jun-2005	13:53	20.050	10.671	6.671	11.230	8.820	ND	ND	8.820
	8-Jul-2005	13:03	20.050	10.671	6.671	10.665	9.385	ND	ND	9.385
	19-Aug-2005	13:40	20.050	10.671	6.671	10.330	9.720	ND	ND	9.720
	16-Sep-2005	14:24	20.050	10.671	6.671	9.860	10.190	ND	ND	10.190
	12-Dec-2006	11:07	20.050	10.671	6.671	10.625	9.425	ND	ND	9.425
	12-Jan-2007	10:20	20.050	10.671	6.671	10.830	9.220	ND	ND	9.220
	12-Feb-2007	12:10	20.050	10.671	6.671	11.020	9.030	ND	ND	9.030
	31-Mar-2008	11:00	20.050	10.671	6.671	10.750	9.300	ND	ND	9.300
	12-May-2008	8:39	20.050	10.671	6.671	11.130	8.920	ND	ND	8.920
	24-Mar-2009	9:18	20.050	10.671	6.671	10.890	9.160	ND	ND	9.160
	24-Aug-2009	9:35	20.050	10.671	6.671	10.605	9.445	ND	ND	9.445
	31-May-2010	15:05	20.050	10.671	6.671	10.735	9.315	ND	ND	9.315
MW22i	1-Nov-2001	NR	19.575	10.522	6.522	10.050	9.525	NR	NR	9.525
	15-Oct-2002	NR	19.575	10.522	6.522	9.990	9.585	NR	NR	9.585
Regional	5-Mar-2003	14:46	19.575	10.522	6.522	7.772	11.803	ND	ND	11.803
	14-Apr-2003	15:10	19.575	10.522	6.522	11.111	8.464	ND	ND	8.464
Former Waste	9-Dec-2003	14:34	19.575	10.522	6.522	9.885	9.690	ND	ND	9.690
Control Site	9-Jan-2004	15:20	19.575	10.522	6.522	10.130	9.445	ND	ND	9.445
	9-Feb-2004	15:05	19.575	10.522	6.522	10.428	9.147	ND	ND	9.147
	8-Mar-2004	13:44	19.575	10.522	6.522	10.740	8.835	ND	ND	8.835
	8-Apr-2004	12:06	19.575	10.522	6.522	11.250	8.325	ND	ND	8.325
	10-May-2004	13:34	19.575	10.522	6.522	11.280	8.295	ND	ND	8.295
	8-Jun-2004	14:26	19.575	10.522	6.522	11.320	8.255	ND	ND	8.255
	7-Jul-2004	14:37	19.575	10.522	6.522	11.250	8.325	ND	ND	8.325
	9-Aug-2004	12:18	19.575	10.522	6.522	10.870	8.705	ND	ND	8.705
	14-Sep-2004	13:03	19.575	10.522	6.522	10.383	9.192	ND	ND	9.192
	11-Oct-2004	11:20	19.575	10.522	6.522	10.189	9.386	ND	ND	9.386
	11-Nov-2004	14:52	19.575	10.522	6.522	10.174	9.401	ND	ND	9.401
	9-May-2005	12:35	19.575	10.522	6.522	11.395	8.180	ND	ND	8.180
	8-Jun-2005	13:32	19.575	10.522	6.522	11.240	8.335	ND	ND	8.335
	8-Jul-2005	13:28	19.575	10.522	6.522	10.630	8.945	ND	ND	8.945
	19-Aug-2005	13:54	19.575	10.522	6.522	10.140	9.435	ND	ND	9.435
	16-Sep-2005	14:46	19.575	10.522	6.522	9.700	9.875	ND	ND	9.875
	12-Dec-2006	10:56	19.575	10.522	6.522	10.695	8.880	ND	ND	8.880
	12-Jan-2007	10:35	19.575	10.522	6.522	10.900	8.675	ND	ND	8.675
	12-Feb-2007	12:20	19.575	10.522	6.522	11.160	8.415	ND	ND	8.415
	1-Apr-2008	11:00	19.575	10.522	6.522	11.280	8.295	ND	ND	8.295
	12-May-2008	8:25	19.575	10.522	6.522	11.320	8.255	ND	ND	8.255
	24-Mar-2009	8:36	19.575	10.522	6.522	10.968	8.607	ND	ND	8.607
	24-Aug-2009	9:04	19.575	10.522	6.522	10.865	8.710	ND	ND	8.710
	1-Jun-2010	10:00	19.575	10.522	6.522	11.485	8.090	ND	ND	8.090
MW23i	1-Nov-2001	NR	20.155	11.130	7.130	10.840	9.315	NR	NR	9.315
	15-Oct-2002	NR	20.155	11.130	7.130	10.840	9.315	NR	NR	9.315
Regional	5-Mar-2003	14:20	20.155	11.130	7.130	11.540	8.615	ND	ND	8.615
	14-Apr-2003	13:42	20.155	11.130	7.130	11.873	8.282	ND	ND	8.282
Former Waste	9-Dec-2003	14:06	20.155	11.130	7.130	10.700	9.455	ND	ND	9.455
Control Site	9-Jan-2004	13:40	20.155	11.130	7.130	10.930	9.225	ND	ND	9.225
	9-Feb-2004	14:12	20.155	11.130	7.130	11.218	8.937	ND	ND	8.937
	8-Mar-2004	12:18	20.155	11.130	7.130	11.510	8.645	ND	ND	8.645
	8-Apr-2004	11:09	20.155	11.130	7.130	11.790	8.365	ND	ND	8.365
	10-May-2004	13:38	20.155	11.130	7.130	12.024	8.131	ND	ND	8.131
	8-Jun-2004	13:07	20.155	11.130	7.130	12.060	8.095	ND	ND	8.095
	7-Jul-2004	13:46	20.155	11.130	7.130	11.860	8.295	ND	ND	8.295
	9-Aug-2004	11:10	20.155	11.130	7.130	11.635	8.520	ND	ND	8.520
	14-Sep-2004	11:51	20.155	11.130	7.130	11.202	8.953	ND	ND	8.953
	11-Oct-2004	10:48	20.155	11.130	7.130	11.007	9.148	ND	ND	9.148
	11-Nov-2004	14:03	20.155	11.130	7.130	10.974	9.181	ND	ND	9.181
	9-May-2005	13:37	20.155	11.130	7.130	12.150	8.005	ND	ND	8.005
	8-Jun-2005	14:08	20.155	11.130	7.130	12.005	8.150	ND	ND	8.150
	8-Jul-2005	12:53	20.155	11.130	7.130	11.450	8.705	ND	ND	8.705
	19-Aug-2005	13:31	20.155	11.130	7.130	10.935	9.220	ND	ND	9.220
	16-Sep-2005	14:17	20.155	11.130	7.130	10.570	9.585	ND	ND	9.585
	12-Dec-2006	11:15	20.155	11.130	7.130	11.485	8.670	ND	ND	8.670
	12-Jan-2007	10:15	20.155	11.130	7.130	11.675	8.480	ND	ND	8.480
	12-Feb-2007	12:02	20.155	11.130	7.130	11.920	8.235	ND	ND	8.235
	30-Mar-2008	11:00	20.155	11.130	7.130	12.020	8.135	ND	ND	8.135
	12-May-2008	8:03	20.155	11.130	7.130	12.080	8.075	ND	ND	8.075
	24-Mar-2009	8:51	20.155	11.130	7.130	11.760	8.395	ND	ND	8.395
	24-Aug-2009	10:14	20.155	11.130	7.130	11.655	8.500	ND	ND	8.500
	23-Sep-2009	08:40	20.155	11.130	7.130	11.235	8.920	ND	ND	8.920
	31-May-2010	12:30	20.155	11.130	7.130	12.170	7.985	ND	ND	7.985

Table 8:
Water Level Data, 2000-2010
Former Waste Control Site, Bellevue

Well/Aquifer/ Location	Date Measured	Time Measured	Top of Casing Elevation (m AHD)	Top of Screen Elevation (m AHD)	Bottom of Screen Elevation (m AHD)	Depth to Water (m)	Water Level (m AHD)	Depth to PSH (m)	PSH Thickness (m)	Groundwater Elevation (m AHD)
GROUNDWATER MONITORING WELLS										
MW24	5-Mar-2003	15:05	18.649	4.481	1.481	9.744	8.905	ND	ND	8.905
	14-Apr-2003	15:26	18.649	4.481	1.481	10.089	8.560	ND	ND	8.560
Base of	9-Dec-2003	13:15	18.649	4.481	1.481	8.855	9.794	ND	ND	9.794
Guildford	9-Jan-2004	15:36	18.649	4.481	1.481	9.100	9.549	ND	ND	9.549
	9-Feb-2004	15:21	18.649	4.481	1.481	9.397	9.252	ND	ND	9.252
Former Waste	8-Mar-2004	13:15	18.649	4.481	1.481	9.720	8.929	ND	ND	8.929
Control Site	8-Apr-2004	11:39	18.649	4.481	1.481	10.000	8.649	ND	ND	8.649
	10-May-2004	13:52	18.649	4.481	1.481	10.242	8.407	ND	ND	8.407
	8-Jun-2004	13:55	18.649	4.481	1.481	10.300	8.349	ND	ND	8.349
	7-Jul-2004	14:16	18.649	4.481	1.481	10.225	8.424	ND	ND	8.424
	9-Aug-2004	11:52	18.649	4.481	1.481	9.835	8.814	ND	ND	8.814
	14-Sep-2004	13:20	18.649	4.481	1.481	9.333	9.316	ND	ND	9.316
	11-Oct-2004	11:31	18.649	4.481	1.481	9.144	9.505	ND	ND	9.505
	11-Nov-2004	15:00	18.649	4.481	1.481	9.138	9.511	ND	ND	9.511
	9-May-2005	11:52	18.649	4.481	1.481	10.370	8.279	ND	ND	8.279
	8-Jun-2005	13:08	18.649	4.481	1.481	10.200	8.449	ND	ND	8.449
	8-Jul-2005	12:22	18.649	4.481	1.481	9.585	9.064	ND	ND	9.064
	19-Aug-2005	12:55	18.649	4.481	1.481	9.110	9.539	ND	ND	9.539
	16-Sep-2005	13:50	18.649	4.481	1.481	8.650	9.999	ND	ND	9.999
	13-Dec-2006	10:50	18.649	4.481	1.481	9.630	9.019	ND	ND	9.019
	12-Jan-2007	10:10	18.649	4.481	1.481	9.895	8.754	ND	ND	8.754
	12-Feb-2007	12:15	18.649	4.481	1.481	10.140	8.509	ND	ND	8.509
	12-May-2008	8:15	18.649	4.481	1.481	10.295	8.354	ND	ND	8.354
	24-Mar-2009	8:00	18.649	4.481	1.481	9.980	8.669	ND	ND	8.669
	24-Aug-2009	9:30	18.649	4.481	1.481	9.815	8.834	ND	ND	8.834
MW25	5-Mar-2003	14:49	18.843	2.875	-0.125	10.054	8.789	ND	ND	8.789
	14-Apr-2003	15:10	18.843	2.875	-0.125	10.405	8.438	ND	ND	8.438
Base of	9-Dec-2003	14:30	18.843	2.875	-0.125	9.821	9.022	ND	ND	9.022
Guildford	9-Jan-2004	15:09	18.843	2.875	-0.125	9.410	9.433	ND	ND	9.433
	9-Feb-2004	14:59	18.843	2.875	-0.125	9.710	9.133	ND	ND	9.133
Former Waste	8-Mar-2004	13:40	18.843	2.875	-0.125	10.020	8.823	ND	ND	8.823
Control Site	8-Apr-2004	12:00	18.843	2.875	-0.125	10.300	8.543	ND	ND	8.543
	10-May-2004	13:30	18.843	2.875	-0.125	10.540	8.303	ND	ND	8.303
	8-Jun-2004	14:15	18.843	2.875	-0.125	10.600	8.243	ND	ND	8.243
	7-Jul-2004	14:33	18.843	2.875	-0.125	10.548	8.295	ND	ND	8.295
	9-Aug-2004	12:10	18.843	2.875	-0.125	10.140	8.703	ND	ND	8.703
	14-Sep-2004	13:00	18.843	2.875	-0.125	9.673	9.170	ND	ND	9.170
	11-Oct-2004	11:17	18.843	2.875	-0.125	9.482	9.361	ND	ND	9.361
	11-Nov-2004	14:50	18.843	2.875	-0.125	9.460	9.383	ND	ND	9.383
	9-May-2005	12:37	18.843	2.875	-0.125	10.665	8.178	ND	ND	8.178
	8-Jun-2005	13:36	18.843	2.875	-0.125	10.515	8.328	ND	ND	8.328
	8-Jul-2005	13:25	18.843	2.875	-0.125	9.920	8.923	ND	ND	8.923
	19-Aug-2005	13:58	18.843	2.875	-0.125	9.425	9.418	ND	ND	9.418
	16-Sep-2005	14:48	18.843	2.875	-0.125	9.005	9.838	ND	ND	9.838
	12-Dec-2006	10:53	18.843	2.875	-0.125	9.985	8.858	ND	ND	8.858
	12-Jan-2007	10:40	18.843	2.875	-0.125	10.190	8.653	ND	ND	8.653
	12-Feb-2007	12:23	18.843	2.875	-0.125	10.430	8.413	ND	ND	8.413
	30-Mar-2008	11:00	18.843	2.875	-0.125	10.510	8.333	ND	ND	8.333
	12-May-2008	8:28	18.843	2.875	-0.125	10.600	8.243	ND	ND	8.243
	13-Oct-2008	12:25	18.843	2.875	-0.125	9.400	9.443	ND	ND	9.443
	24-Mar-2009	8:30	18.843	2.875	-0.125	10.278	8.565	ND	ND	8.565
	24-Aug-2009	9:07	18.843	2.875	-0.125	10.160	8.683	ND	ND	8.683
	1-Jun-2010	8:20	18.843	2.875	-0.125	10.760	8.083	ND	ND	8.083
MW26	5-Mar-2003	14:54	18.660	16.223	13.223	4.124	14.536	ND	ND	14.536
	14-Apr-2003	14:49	18.660	16.223	13.223	4.258	14.402	ND	ND	14.402
Shallow	9-Dec-2003	14:35	18.660	16.223	13.223	3.700	14.960	ND	ND	14.960
	9-Jan-2004	14:49	18.660	16.223	13.223	3.920	14.740	ND	ND	14.740
Former Waste	9-Feb-2004	14:48	18.660	16.223	13.223	4.087	14.573	ND	ND	14.573
Control Site	8-Mar-2004	13:33	18.660	16.223	13.223	4.230	14.430	ND	ND	14.430
	8-Apr-2004	11:34	18.660	16.223	13.223	4.335	14.325	ND	ND	14.325
	10-May-2004	13:16	18.660	16.223	13.223	4.493	14.167	ND	ND	14.167
	8-Jun-2004	14:20	18.660	16.223	13.223	4.580	14.080	ND	ND	14.080
	7-Jul-2004	14:39	18.660	16.223	13.223	4.120	14.540	ND	ND	14.540
	9-Aug-2004	12:14	18.660	16.223	13.223	3.763	14.897	ND	ND	14.897
	14-Sep-2004	12:30	18.660	16.223	13.223	3.387	15.273	ND	ND	15.273
	11-Oct-2004	11:08	18.660	16.223	13.223	3.557	15.103	ND	ND	15.103
	11-Nov-2004	14:35	18.660	16.223	13.223	3.779	14.881	ND	ND	14.881
	9-May-2005	12:56	18.660	16.223	13.223	4.440	14.220	ND	ND	14.220
	8-Jun-2005	13:45	18.660	16.223	13.223	4.030	14.630	ND	ND	14.630
	8-Jul-2005	13:33	18.660	16.223	13.223	3.100	15.560	ND	ND	15.560
	19-Aug-2005	13:38	18.660	16.223	13.223	3.460	15.200	ND	ND	15.200
	16-Sep-2005	14:27	18.660	16.223	13.223	3.215	15.445	ND	ND	15.445
	12-May-2008	8:30	18.66	16.223	13.223	4.860	13.800	ND	ND	13.800
	24-Mar-2009	8:26	18.660	16.223	13.223	DRY	DRY	ND	ND	NA
	24-Aug-2009	9:20	18.66	16.223	13.223	3.160	13.800	ND	ND	13.800
MW27	5-Mar-2003	14:30	19.237	3.834	0.834	10.566	8.671	ND	ND	8.671
	14-Apr-2003	13:57	19.237	3.834	0.834	10.905	8.332	ND	ND	8.332
Base of	9-Dec-2003	13:46	19.237	3.834	0.834	9.720	9.517	ND	ND	9.517
Guildford	9-Jan-2004	14:02	19.237	3.834	0.834	9.945	9.292	ND	ND	9.292
	9-Feb-2004	14:22	19.237	3.834	0.834	10.243	8.994	ND	ND	8.994
Former Waste	8-Mar-2004	12:30	19.237	3.834	0.834	10.550	8.687	ND	ND	8.687
Control Site	8-Apr-2004	11:22	19.237	3.834	0.834	10.825	8.412	ND	ND	8.412
	10-May-2004	12:58	19.237	3.834	0.834	11.053	8.184	ND	ND	8.184
	8-Jun-2004	13:18	19.237	3.834	0.834	11.073	8.164	ND	ND	8.164
	7-Jul-2004	13:53	19.237	3.834	0.834	11.049	8.188	ND	ND	8.188
	9-Aug-2004	11:17	19.237	3.834	0.834	10.652	8.585	ND	ND	8.585
	14-Sep-2004	12:00	19.237	3.834	0.834	10.192	9.045	ND	ND	9.045
	11-Oct-2004	10:53	19.237	3.834	0.834	10.003	9.234	ND	ND	9.234
	11-Nov-2004	14:17	19.237	3.834	0.834	9.990	9.247	ND	ND	9.247
	9-May-2005	13:55	19.237	3.834	0.834	11.180	8.057	ND	ND	8.057
	8-Jun-2005	14:24	19.237	3.834	0.834	11.025	8.212	ND	ND	8.212
	8-Jul-2005	12:40	19.237	3.834	0.834	10.440	8.797	ND	ND	8.797
	19-Aug-2005	13:14	19.237	3.834	0.834	9.960	9.277	ND	ND	9.277
	16-Sep-2005	14:05	19.237	3.834	0.834	9.560	9.677	ND	ND	9.677
	13-Dec-2006	11:00	19.237	3.834	0.834	10.450	8.787	ND	ND	8.787
	12-Jan-2007	10:30	19.237	3.834	0.834	10.715	8.522	ND	ND	8.522
	12-Feb-2007	12:06	19.237	3.834	0.834	10.960	8.277	ND	ND	8.277
	12-May-2008	9:11	19.237	3.834	0.834	11.12	8.117	ND	ND	8.117
	24-Mar-2009	9:13	19.237	3.834	0.834	10.810	8.427	ND	ND	8.427
	24-Aug-2009	10:10	19.237	3.834	0.834	10.670	8.567	ND	ND	8.567

Table 8:
Water Level Data, 2000-2010
Former Waste Control Site, Bellevue

Well/Aquifer/ Location	Date Measured	Time Measured	Top of Casing Elevation (m AHD)	Top of Screen Elevation (m AHD)	Bottom of Screen Elevation (m AHD)	Depth to Water (m)	Water Level (m AHD)	Depth to PSH (m)	PSH Thickness (m)	Groundwater Elevation (m AHD)
GROUNDWATER MONITORING WELLS										
MW28	5-Mar-2003	14:25	19.248	9.411	8.411	6.664	12.584	ND	ND	12.584
	14-Apr-2003	13:53	19.248	9.411	8.411	6.848	12.400	ND	ND	12.400
Shallow	9-Dec-2003	15	19.248	9.411	8.411	6.162	13.086	ND	ND	13.086
	9-Jan-2004	13:51	19.248	9.411	8.411	6.360	12.888	ND	ND	12.888
Former Waste	9-Feb-2004	14:17	19.248	9.411	8.411	6.502	12.746	ND	ND	12.746
Control Site	8-Mar-2004	12:23	19.248	9.411	8.411	6.760	12.488	ND	ND	12.488
	8-Apr-2004	11:18	19.248	9.411	8.411	6.820	12.428	ND	ND	12.428
	10-May-2004	12:52	19.248	9.411	8.411	6.882	12.366	ND	ND	12.366
	8-Jun-2004	13:13	19.248	9.411	8.411	6.770	12.478	ND	ND	12.478
	7-Jul-2004	13:50	19.248	9.411	8.411	6.520	12.728	ND	ND	12.728
	9-Aug-2004	14:14	19.248	9.411	8.411	6.315	12.933	ND	ND	12.933
	14-Sep-2004	12:11	19.248	9.411	8.411	5.596	13.652	ND	ND	13.652
	11-Oct-2004	10:42	19.248	9.411	8.411	6.008	13.240	ND	ND	13.240
	11-Nov-2004	14:10	19.248	9.411	8.411	6.225	13.023	ND	ND	13.023
	9-May-2005	13:27	19.248	9.411	8.411	6.900	12.348	ND	ND	12.348
	8-Jun-2005	14:20	19.248	9.411	8.411	6.560	12.688	ND	ND	12.688
	8-Jul-2005	12:56	19.248	9.411	8.411	5.860	13.388	ND	ND	13.388
	19-Aug-2005	13:22	19.248	9.411	8.411	5.945	13.303	ND	ND	13.303
	16-Sep-2005	14:10	19.248	9.411	8.411	5.710	13.538	ND	ND	13.538
	12-May-2008	9:06	19.248	9.411	8.411	7.51	11.738	ND	ND	11.738
	24-Aug-2009	9:52	19.248	9.411	8.411	6.95	12.298	ND	ND	12.298
MW29	5-Mar-2003	15:35	19.884	18.289	15.289	3.168	16.716	ND	ND	16.716
	14-Apr-2003	13:10	19.884	18.289	15.289	3.179	16.705	ND	ND	16.705
Shallow	9-Dec-2003	10:28	19.884	18.289	15.289	3.231	16.653	ND	ND	16.653
	9-Jan-2004	10:29	19.884	18.289	15.289	3.375	16.509	ND	ND	16.509
Hanson	9-Feb-2004	11:43	19.884	18.289	15.289	3.422	16.462	ND	ND	16.462
	8-Mar-2004	9:41	19.884	18.289	15.289	3.400	16.484	ND	ND	16.484
	8-Apr-2004	9:09	19.884	18.289	15.289	3.425	16.459	ND	ND	16.459
	10-May-2004	11:37	19.884	18.289	15.289	3.397	16.487	ND	ND	16.487
	8-Jun-2004	12:33	19.884	18.289	15.289	2.940	16.944	ND	ND	16.944
	7-Jul-2004	3:20	19.884	18.289	15.289	2.900	16.984	ND	ND	16.984
	9-Aug-2004	10:13	19.884	18.289	15.289	2.940	16.944	ND	ND	16.944
	14-Sep-2004	10:16	19.884	18.289	15.289	2.944	16.940	ND	ND	16.940
	11-Oct-2004	9:38	19.884	18.289	15.289	3.060	16.824	ND	ND	16.824
	11-Nov-2004	12:50	19.884	18.289	15.289	3.150	16.734	ND	ND	16.734
	9-May-2005	15:34	19.884	18.289	15.289	3.525	16.359	ND	ND	16.359
	8-Jun-2005	11:45	19.884	18.289	15.289	3.350	16.534	ND	ND	16.534
	8-Jul-2005	12:06	19.884	18.289	15.289	3.045	16.839	ND	ND	16.839
	19-Aug-2005	12:31	19.884	18.289	15.289	3.185	16.699	ND	ND	16.699
	16-Sep-2005	10:30	19.884	18.289	15.289	3.118	16.766	ND	ND	16.766
	12-May-2008	10:13	19.884	18.289	15.289	3.48	16.404	ND	ND	16.404
	24-Aug-2009	13:36	19.884	18.289	15.289	3.075	16.809	ND	ND	16.809
MW30	5-Mar-2003	15:34	19.852	1.305	-1.695	11.304	8.548	ND	ND	8.548
	14-Apr-2003	13:13	19.852	1.305	-1.695	11.550	8.302	ND	ND	8.302
Base of	9-Dec-2003	11:12	19.852	1.305	-1.695	10.491	9.361	ND	ND	9.361
Guildford	9-Jan-2004	10:22	19.852	1.305	-1.695	10.712	9.140	ND	ND	9.140
	9-Feb-2004	11:41	19.852	1.305	-1.695	11.004	8.848	ND	ND	8.848
Hanson	8-Mar-2004	9:33	19.852	1.305	-1.695	11.300	8.552	ND	ND	8.552
	8-Apr-2004	8:58	19.852	1.305	-1.695	11.580	8.272	ND	ND	8.272
	10-May-2004	11:34	19.852	1.305	-1.695	11.795	8.057	ND	ND	8.057
	8-Jun-2004	12:27	19.852	1.305	-1.695	11.840	8.012	ND	ND	8.012
	7-Jul-2004	13:13	19.852	1.305	-1.695	11.851	8.001	ND	ND	8.001
	9-Aug-2004	10:10	19.852	1.305	-1.695	11.400	8.452	ND	ND	8.452
	14-Sep-2004	10:15	19.852	1.305	-1.695	10.980	8.872	ND	ND	8.872
	11-Oct-2004	9:35	19.852	1.305	-1.695	10.783	9.069	ND	ND	9.069
	11-Nov-2004	12:47	19.852	1.305	-1.695	10.752	9.100	ND	ND	9.100
	9-May-2005	15:36	19.852	1.305	-1.695	11.920	7.932	ND	ND	7.932
	8-Jun-2005	11:48	19.852	1.305	-1.695	11.770	8.082	ND	ND	8.082
	8-Jul-2005	12:08	19.852	1.305	-1.695	11.215	8.637	ND	ND	8.637
	19-Aug-2005	12:33	19.852	1.305	-1.695	10.715	9.137	ND	ND	9.137
	16-Sep-2005	10:28	19.852	1.305	-1.695	10.378	9.474	ND	ND	9.474
	12-Dec-2006	16:15	19.852	1.305	-1.695	11.300	8.552	ND	ND	8.552
	12-Jan-2007	11:45	19.852	1.305	-1.695	11.460	8.392	ND	ND	8.392
	12-Feb-2007	10:40	19.852	1.305	-1.695	11.715	8.137	ND	ND	8.137
	12-May-2008	10:09	19.852	1.305	-1.695	11.87	7.982	ND	ND	7.982
	24-Mar-2009	13:07	19.852	1.305	-1.695	11.540	8.312	ND	ND	8.312
	24-Aug-2009	13:39	19.852	1.305	-1.695	11.425	8.427	ND	ND	8.427
MW31	5-Mar-2003	15:23	19.433	16.211	13.211	4.546	14.887	ND	ND	14.887
	14-Apr-2003	13:23	19.433	16.211	13.211	4.310	15.123	ND	ND	15.123
Shallow	9-Dec-2003	10:36	19.433	16.211	13.211	4.291	15.142	ND	ND	15.142
	9-Jan-2004	10:37	19.433	16.211	13.211	4.480	14.953	ND	ND	14.953
Hanson	9-Feb-2004	11:33	19.433	16.211	13.211	4.542	14.891	ND	ND	14.891
	8-Mar-2004	10:10	19.433	16.211	13.211	4.630	14.803	ND	ND	14.803
	8-Apr-2004	9:21	19.433	16.211	13.211	4.698	14.735	ND	ND	14.735
	10-May-2004	11:29	19.433	16.211	13.211	4.775	14.658	ND	ND	14.658
	8-Jun-2004	12:16	19.433	16.211	13.211	4.130	15.303	ND	ND	15.303
	7-Jul-2004	13:00	19.433	16.211	13.211	4.050	15.383	ND	ND	15.383
	9-Aug-2004	10:22	19.433	16.211	13.211	4.085	15.348	ND	ND	15.348
	14-Sep-2004	10:06	19.433	16.211	13.211	3.942	15.491	ND	ND	15.491
	11-Oct-2004	9:28	19.433	16.211	13.211	4.198	15.235	ND	ND	15.235
	11-Nov-2004	12:41	19.433	16.211	13.211	4.290	15.143	ND	ND	15.143
	9-May-2005	15:25	19.433	16.211	13.211	4.080	15.353	ND	ND	15.353
	8-Jun-2005	11:37	19.433	16.211	13.211	3.435	15.998	ND	ND	15.998
	8-Jul-2005	11:59	19.433	16.211	13.211	3.725	15.708	ND	ND	15.708
	19-Aug-2005	12:20	19.433	16.211	13.211	3.960	15.473	ND	ND	15.473
	16-Sep-2005	10:22	19.433	16.211	13.211	3.835	15.598	ND	ND	15.598
Destroyed										

Table 8:
Water Level Data, 2000-2010
Former Waste Control Site, Bellevue

Well/Aquifer/ Location	Date Measured	Time Measured	Top of Casing Elevation (m AHD)	Top of Screen Elevation (m AHD)	Bottom of Screen Elevation (m AHD)	Depth to Water (m)	Water Level (m AHD)	Depth to PSH (m)	PSH Thickness (m)	Groundwater Elevation (m AHD)
GROUNDWATER MONITORING WELLS										
MW32	5-Mar-2003	15:25	19.444	10.459	7.459	6.864	12.580	ND	ND	12.580
	14-Apr-2003	13:19	19.444	10.459	7.459	7.062	12.382	ND	ND	12.382
Shallow	9-Dec-2003	10:41	19.444	10.459	7.459	6.490	12.954	ND	ND	12.954
	9-Jan-2004	10:42	19.444	10.459	7.459	6.635	12.809	ND	ND	12.809
Hanson	9-Feb-2004	11:36	19.444	10.459	7.459	6.742	12.702	ND	ND	12.702
	8-Mar-2004	10:16	19.444	10.459	7.459	6.961	12.483	ND	ND	12.483
	8-Apr-2004	9:16	19.444	10.459	7.459	7.020	12.424	ND	ND	12.424
	10-May-2004	11:31	19.444	10.459	7.459	7.073	12.371	ND	ND	12.371
	8-Jun-2004	12:21	19.444	10.459	7.459	7.010	12.434	ND	ND	12.434
	7-Jul-2004	13:06	19.444	10.459	7.459	6.680	12.764	ND	ND	12.764
	9-Aug-2004	10:18	19.444	10.459	7.459	6.638	12.806	ND	ND	12.806
	14-Sep-2004	10:09	19.444	10.459	7.459	6.332	13.112	ND	ND	13.112
	11-Oct-2004	9:31	19.444	10.459	7.459	6.328	13.116	ND	ND	13.116
	11-Nov-2004	12:43	19.444	10.459	7.459	6.508	12.936	ND	ND	12.936
	9-May-2005	15:28	19.444	10.459	7.459	7.140	12.304	ND	ND	12.304
	8-Jun-2005	11:40	19.444	10.459	7.459	6.905	12.539	ND	ND	12.539
	8-Jul-2005	12:02	19.444	10.459	7.459	6.280	13.164	ND	ND	13.164
	19-Aug-2005	12:23	19.444	10.459	7.459	6.335	13.109	ND	ND	13.109
	16-Sep-2005	10:23	19.444	10.459	7.459	NM	NM	NM	NM	NA
	12-May-2008	9:54	19.444	10.459	7.459	7.14	12.304	ND	ND	12.304
	24-Mar-2009	13:03	19.444	10.459	7.459	7.340	12.104	ND	ND	12.104
	24-Aug-2009	13:49	19.444	10.459	7.459	6.820	12.624	ND	ND	12.624
MW33	5-Mar-2003	15:15	18.589	-6.340	-9.340	9.737	8.852	ND	ND	8.852
	14-Apr-2003	13:27	18.589	-6.340	-9.340	10.051	8.538	ND	ND	8.538
Leederville	9-Dec-2003	10:49	18.589	-6.340	-9.340	8.810	9.779	ND	ND	9.779
	9-Jan-2004	10:51	18.589	-6.340	-9.340	9.070	9.519	ND	ND	9.519
Hanson	9-Feb-2004	11:27	18.589	-6.340	-9.340	9.373	9.216	ND	ND	9.216
	8-Mar-2004	10:01	18.589	-6.340	-9.340	9.695	8.894	ND	ND	8.894
	8-Apr-2004	9:22	18.589	-6.340	-9.340	9.965	8.624	ND	ND	8.624
	10-May-2004	11:24	18.589	-6.340	-9.340	10.192	8.397	ND	ND	8.397
	8-Jun-2004	12:10	18.589	-6.340	-9.340	10.195	8.394	ND	ND	8.394
	7-Jul-2004	NM	18.589	-6.340	-9.340	Under water	Under water	NM	NM	NA
	9-Aug-2004	10:30	18.589	-6.340	-9.340	9.700	8.889	ND	ND	8.889
	14-Sep-2004	10:01	18.589	-6.340	-9.340	9.227	9.362	ND	ND	9.362
	11-Oct-2004	9:25	18.589	-6.340	-9.340	9.035	9.554	ND	ND	9.554
	11-Nov-2004	12:36	18.589	-6.340	-9.340	9.037	9.552	ND	ND	9.552
	9-May-2005	15:20	18.589	-6.340	-9.340	10.260	8.329	ND	ND	8.329
	8-Jun-2005	11:28	18.589	-6.340	-9.340	10.070	8.519	ND	ND	8.519
	8-Jul-2005	11:55	18.589	-6.340	-9.340	9.445	9.144	ND	ND	9.144
	19-Aug-2005	12:15	18.599	-6.340	-9.340	9.050	9.549	ND	ND	9.549
	16-Sep-2005	10:18	18.599	-6.340	-9.340	8.635	9.964	ND	ND	9.964
	12-Dec-2006	15:40	18.599	-6.340	-9.340	9.605	8.994	ND	ND	8.994
	12-Jan-2007	11:30	18.599	-6.340	-9.340	9.730	8.869	ND	ND	8.869
	12-Feb-2007	10:10	18.599	-6.340	-9.340	9.940	8.659	ND	ND	8.659
	12-May-2008		18.599	-6.340	-9.340	Unable to open	NM			
	24-Mar-2009	12:52	18.599	-6.340	-9.340	9.950	8.649	ND	ND	8.649
	24-Aug-2009	14:18	18.599	-6.340	-9.340	9.645	8.954	ND	ND	8.954
MW34	5-Mar-2003	15:38	20.197	-0.813	-2.813	11.645	8.552	ND	ND	8.552
	14-Apr-2003	11:48	20.197	-0.813	-2.813	12.052	8.145	ND	ND	8.145
Base of	9-Dec-2003	11:00	20.197	-0.813	-2.813	10.890	9.307	ND	ND	9.307
Guildford	9-Jan-2004	9:27	20.197	-0.813	-2.813	11.110	9.087	ND	ND	9.087
	9-Feb-2004	11:17	20.197	-0.813	-2.813	11.421	8.776	ND	ND	8.776
Oliver St	8-Mar-2004	9:24	20.197	-0.813	-2.813	11.692	8.505	ND	ND	8.505
	8-Apr-2004	8:36	20.197	-0.813	-2.813	11.928	8.269	ND	ND	8.269
	10-May-2004	11:12	20.197	-0.813	-2.813	12.194	8.003	ND	ND	8.003
	8-Jun-2004	11:10	20.197	-0.813	-2.813	12.210	7.987	ND	ND	7.987
	7-Jul-2004	13:31	20.197	-0.813	-2.813	12.079	8.118	ND	ND	8.118
	9-Aug-2004	9:30	20.197	-0.813	-2.813	11.770	8.427	ND	ND	8.427
	14-Sep-2004	9:50	20.197	-0.813	-2.813	11.385	8.812	ND	ND	8.812
	11-Oct-2004	9:12	20.197	-0.813	-2.813	11.172	9.025	ND	ND	9.025
	11-Nov-2004	12:28	20.197	-0.813	-2.813	11.138	9.059	ND	ND	9.059
	9-May-2005	17:33	20.197	-0.813	-2.813	10.305	9.892	ND	ND	9.892
	8-Jun-2005	15:00	20.197	-0.813	-2.813	12.155	8.042	ND	ND	8.042
	8-Jul-2005	14:07	20.197	-0.813	-2.813	11.570	8.627	ND	ND	8.627
	19-Aug-2005	14:45	20.197	-0.813	-2.813	11.075	9.122	ND	ND	9.122
	16-Sep-2005	13:40	20.197	-0.813	-2.813	10.740	9.457	ND	ND	9.457
	12-Dec-2006	16:30	20.197	-0.813	-2.813	11.670	8.527	ND	ND	8.527
	12-Jan-2007	08:35	20.197	-0.813	-2.813	11.840	8.357	ND	ND	8.357
	12-Feb-2007	09:44	20.197	-0.813	-2.813	12.095	8.102	ND	ND	8.102
	12-May-2008	10:46	20.197	-0.813	-2.813	12.22	7.977	ND	ND	7.977
	24-Mar-2009	12:24	20.197	-0.813	-2.813	11.920	8.277	ND	ND	8.277
	24-Aug-2009	13:09	20.197	-0.813	-2.813	11.745	8.452	ND	ND	8.452

Table 8:
Water Level Data, 2000-2010
Former Waste Control Site, Bellevue

Well/Aquifer/ Location	Date Measured	Time Measured	Top of Casing Elevation (m AHD)	Top of Screen Elevation (m AHD)	Bottom of Screen Elevation (m AHD)	Depth to Water (m)	Water Level (m AHD)	Depth to PSH (m)	PSH Thickness (m)	Groundwater Elevation (m AHD)
GROUNDWATER MONITORING WELLS										
MW35	5-Mar-2003	15:44	20.029	-5.943	-8.943	12.996	7.033	ND	ND	7.033
	14-Apr-2003	11:33	20.029	-5.943	-8.943	12.253	7.776	ND	ND	7.776
Leederville	9-Dec-2003	11:20	20.029	-5.943	-8.943	11.220	8.809	ND	ND	8.809
	9-Jan-2004	9:10	20.029	-5.943	-8.943	11.440	8.589	ND	ND	8.589
Stanley St	9-Feb-2004	10:37	20.029	-5.943	-8.943	11.744	8.285	ND	ND	8.285
	8-Mar-2004	9:10	20.029	-5.943	-8.943	12.020	8.009	ND	ND	8.009
	8-Apr-2004	8:25	20.029	-5.943	-8.943	12.270	7.759	ND	ND	7.759
	10-May-2004	10:56	20.029	-5.943	-8.943	12.404	7.625	ND	ND	7.625
	8-Jun-2004	11:04	20.029	-5.943	-8.943	12.330	7.699	ND	ND	7.699
	7-Jul-2004	11:00	20.029	-5.943	-8.943	12.060	7.969	ND	ND	7.969
	9-Aug-2004	9:21	20.029	-5.943	-8.943	11.850	8.179	ND	ND	8.179
	14-Sep-2004	9:43	20.029	-5.943	-8.943	11.418	8.611	ND	ND	8.611
	11-Oct-2004	9:04	20.029	-5.943	-8.943	11.334	8.695	ND	ND	8.695
	11-Nov-2004	12:15	20.029	-5.943	-8.943	11.378	8.651	ND	ND	8.651
	9-May-2005	17:40	20.029	-5.943	-8.943	NM	NM	ND	ND	NA
	8-Jun-2005	15:15	20.029	-5.943	-8.943	NM	NM	ND	ND	NA
	8-Jul-2005	14:15	20.029	-5.943	-8.943	NM	NM	ND	ND	NA
	19-Aug-2005	15:06	20.172	-5.943	-8.943	11.325	8.847	ND	ND	8.847
	16-Sep-2005	15:20	20.172	-5.943	-8.943	11.040	9.132	ND	ND	9.132
	13-Dec-2006	10:40	20.172	-5.943	-8.943	11.925	8.247	ND	ND	8.247
	12-Jan-2007	07:50	20.172	-5.943	-8.943	12.200	7.972	ND	ND	7.972
	12-Feb-2007	09:20	20.172	-5.943	-8.943	12.460	7.712	ND	ND	7.712
	12-May-2008	11:03	20.172	-5.943	-8.943	12.5	7.672	ND	ND	7.672
	24-Mar-2009	15:00	20.172	-5.943	-8.943	12.300	7.872	ND	ND	7.872
	24-Aug-2009	14:35	20.172	-5.943	-8.943	11.845	8.327	ND	ND	8.327
MW36	5-Mar-2003	15:50	9.185	-3.566	-6.566	3.886	5.299	ND	ND	5.299
	14-Apr-2003	10:26	9.185	-3.566	-6.566	2.718	6.467	ND	ND	6.467
Alluvium	9-Dec-2003	11:49	9.185	-3.566	-6.566	2.230	6.955	ND	ND	6.955
	9-Jan-2004	7:32	9.185	-3.566	-6.566	2.450	6.735	ND	ND	6.735
Damplands	9-Feb-2004	9:52	9.185	-3.566	-6.566	2.693	6.492	ND	ND	6.492
	8-Mar-2004	8:01	9.185	-3.566	-6.566	2.910	6.275	ND	ND	6.275
	8-Apr-2004	7:24	9.185	-3.566	-6.566	3.080	6.105	ND	ND	6.105
	10-May-2004	10:18	9.185	-3.566	-6.566	2.998	6.187	ND	ND	6.187
	8-Jun-2004	10:08	9.185	-3.566	-6.566	2.594	6.591	ND	ND	6.591
	7-Jul-2004	10:40	9.185	-3.566	-6.566	2.180	7.005	ND	ND	7.005
	9-Aug-2004	8:34	9.185	-3.566	-6.566	2.025	7.160	ND	ND	7.160
	14-Sep-2004	8:54	9.185	-3.566	-6.566	1.814	7.371	ND	ND	7.371
	11-Oct-2004	8:25	9.185	-3.566	-6.566	1.962	7.223	ND	ND	7.223
	11-Nov-2004	11:43	9.185	-3.566	-6.566	2.068	7.117	ND	ND	7.117
	9-May-2005	10:03	9.185	-3.566	-6.566	2.760	6.425	ND	ND	6.425
	8-Jun-2005	8:55	9.185	-3.566	-6.566	2.170	7.015	ND	ND	7.015
	8-Jul-2005	8:07	9.185	-3.566	-6.566	1.650	7.535	ND	ND	7.535
	19-Aug-2005	9:07	9.185	-3.566	-6.566	1.395	7.790	ND	ND	7.790
	16-Sep-2005	7:23	9.185	-3.566	-6.566	1.620	7.565	ND	ND	7.565
	12-Dec-2006	11:58	9.185	-3.566	-6.566	2.515	6.670	ND	ND	6.670
	12-Jan-2007	06:50	9.185	-3.566	-6.566	2.720	6.465	ND	ND	6.465
	12-Feb-2007	08:40	9.185	-3.566	-6.566	3.055	6.130	ND	ND	6.130
	12-May-2008	13:43	9.185	-3.566	-6.566	2.78	6.405	ND	ND	6.405
	3-Apr-2009	12:31	9.185	-3.566	-6.566	3.240	5.945	ND	ND	5.945
	24-Aug-2009	15:58	9.185	-3.566	-6.566	1.525	7.660	ND	ND	7.660
	17-Sep-2009	14:05	9.185	-3.566	-6.566	1.570	7.615	ND	ND	7.615
	2-Jun-2010	10:05	9.185	-3.566	-6.566	3.050	6.135	ND	ND	6.135
MW37	5-Mar-2003	14:10	19.341	9.583	6.583	11.014	8.327	ND	ND	8.327
	14-Apr-2003	12:07	19.341	9.583	6.583	11.313	8.028	ND	ND	8.028
Regional	9-Dec-2003	9:57	19.341	9.583	6.583	10.210	9.131	ND	ND	9.131
	9-Jan-2004	11:24	19.341	9.583	6.583	10.428	8.913	ND	ND	8.913
Lot 2	9-Feb-2004	12:43	19.341	9.583	6.583	10.714	8.627	ND	ND	8.627
	8-Mar-2004	10:30	19.341	9.583	6.583	11.000	8.341	ND	ND	8.341
	8-Apr-2004	9:54	19.341	9.583	6.583	11.260	8.081	ND	ND	8.081
	10-May-2004	11:44	19.341	9.583	6.583	11.464	7.877	ND	ND	7.877
	8-Jun-2004	11:25	19.341	9.583	6.583	12.460	6.881	ND	ND	6.881
	7-Jul-2004	11:02	19.341	9.583	6.583	11.225	8.116	ND	ND	8.116
	9-Aug-2004	13:10	19.341	9.583	6.583	10.998	8.343	ND	ND	8.343
	14-Sep-2004	10:26	19.341	9.583	6.583	10.583	8.758	ND	ND	8.758
	11-Oct-2004	1:48	19.341	9.583	6.583	10.425	8.916	ND	ND	8.916
	11-Nov-2004	13:27	19.341	9.583	6.583	10.428	8.913	ND	ND	8.913
	9-May-2005	16:33	19.341	9.583	6.583	11.555	7.786	ND	ND	7.786
	8-Jun-2005	12:30	19.341	9.583	6.583	11.370	7.971	ND	ND	7.971
	8-Jul-2005	11:17	19.341	9.583	6.583	10.775	8.566	ND	ND	8.566
	19-Aug-2005	11:33	19.341	9.583	6.583	10.360	8.981	ND	ND	8.981
	16-Sep-2005	9:26	19.341	9.583	6.583	10.040	9.301	ND	ND	9.301
	12-Dec-2006	17:56	19.341	9.583	6.583	10.955	8.386	ND	ND	8.386
	12-Jan-2007	09:25	19.341	9.583	6.583	11.140	8.201	ND	ND	8.201
	12-Feb-2007	11:27	19.341	9.583	6.583	11.390	7.951	ND	ND	7.951
	18-Mar-2008	11:00	19.341	9.583	6.583	11.43	7.911	ND	ND	7.911
	12-May-2008	13:16	19.341	9.583	6.583	11.49	7.851	ND	ND	7.851
	24-Mar-2009	11:00	19.341	9.583	6.583	11.246	8.095	ND	ND	8.095
	24-Aug-2009	11:56	19.341	9.583	6.583	10.960	8.381	ND	ND	8.381
MW38	5-Mar-2003	16:00	19.341	-3.880	-6.880	11.110	8.231	ND	ND	8.231
	14-Apr-2003	12:12	19.341	-3.880	-6.880	11.369	7.972	ND	ND	7.972
Leederville	9-Dec-2003	9:49	19.341	-3.880	-6.880	10.310	9.031	ND	ND	9.031
	9-Jan-2004	11:15	19.341	-3.880	-6.880	10.530	8.811	ND	ND	8.811
Lot 2	9-Feb-2004	12:47	19.341	-3.880	-6.880	10.825	8.516	ND	ND	8.516
	8-Mar-2004	10:35	19.341	-3.880	-6.880	11.100	8.241	ND	ND	8.241
	8-Apr-2004	9:59	19.341	-3.880	-6.880	11.360	7.981	ND	ND	7.981
	10-May-2004	11:47	19.341	-3.880	-6.880	11.533	7.808	ND	ND	7.808
	8-Jun-2004	11:28	19.341	-3.880	-6.880	11.485	7.856	ND	ND	7.856
	7-Jul-2004	11:27	19.341	-3.880	-6.880	11.290	8.051	ND	ND	8.051
	9-Aug-2004	13:13	19.341	-3.880	-6.880	11.000	8.341	ND	ND	8.341
	14-Sep-2004	10:24	19.341	-3.880	-6.880	10.597	8.744	ND	ND	8.744
	11-Oct-2004	9:45	19.341	-3.880	-6.880	10.480	8.861	ND	ND	8.861
	11-Nov-2004	13:24	19.341	-3.880	-6.880	10.487	8.854	ND	ND	8.854
	9-May-2005	16:30	19.341	-3.880	-6.880	11.590	7.751	ND	ND	7.751
	8-Jun-2005	12:33	19.341	-3.880	-6.880	11.365	7.976	ND	ND	7.976
	8-Jul-2005	11:20	19.341	-3.880	-6.880	10.760	8.581	ND	ND	8.581
	19-Aug-2005	11:35	19.341	-3.880	-6.880	10.360	8.981	ND	ND	8.981
	16-Sep-2005	9:28	19.341	-3.880	-6.880	10.080	9.261	ND	ND	9.261
	12-Dec-2006	18:00	19.341	-3.880	-6.880	11.020	8.321	ND	ND	8.321
	12-Jan-2007	09:27	19.341	-3.880	-6.880	11.210	8.131	ND	ND	8.131
	12-Feb-2007	11:30	19.341	-3.880	-6.880	11.470	7.871	ND	ND	7.871
	12-May-2008	13:18	19.341	-3.880	-6.880	11.51	7.831	ND	ND	7.831
	24-Mar-2009	11:02	19.341	-3.880	-6.880	11.346	7.995	ND	ND	7.995
	24-Aug-2009	11:59	19.341	-3.880	-6.880	10.915	8.426	ND	ND	8.426

Table 8:
Water Level Data, 2000-2010
Former Waste Control Site, Bellevue

Well/Aquifer/ Location	Date Measured	Time Measured	Top of Casing Elevation (m AHD)	Top of Screen Elevation (m AHD)	Bottom of Screen Elevation (m AHD)	Depth to Water (m)	Water Level (m AHD)	Depth to PSH (m)	PSH Thickness (m)	Groundwater Elevation (m AHD)
GROUNDWATER MONITORING WELLS										
MW39	5-Mar-2003	16:05	18.358	7.121	4.121	9.779	8.579	ND	ND	8.579
	14-Apr-2003	12:21	18.358	7.121	4.121	10.090	8.268	ND	ND	8.268
Regional	9-Dec-2003	10:05	18.358	7.121	4.121	8.910	9.448	ND	ND	9.448
	9-Jan-2004	11:49	18.358	7.121	4.121	9.140	9.218	ND	ND	9.218
Lot 2	9-Feb-2004	12:53	18.358	7.121	4.121	9.432	8.926	ND	ND	8.926
	8-Mar-2004	11:02	18.358	7.121	4.121	9.768	8.590	ND	ND	8.590
	8-Apr-2004	10:07	18.358	7.121	4.121	10.010	8.348	ND	ND	8.348
	10-May-2004	11:52	18.358	7.121	4.121	10.226	8.132	ND	ND	8.132
	8-Jun-2004	11:35	18.358	7.121	4.121	10.260	8.098	ND	ND	8.098
	7-Jul-2004	11:39	18.358	7.121	4.121	10.010	8.348	ND	ND	8.348
	9-Aug-2004	13:17	18.358	7.121	4.121	9.790	8.568	ND	ND	8.568
	14-Sep-2004	10:32	18.358	7.121	4.121	9.343	9.015	ND	ND	9.015
	11-Oct-2004	9:52	18.358	7.121	4.121	9.154	9.204	ND	ND	9.204
	11-Nov-2004	13:32	18.358	7.121	4.121	9.160	9.198	ND	ND	9.198
	9-May-2005	16:23	18.358	7.121	4.121	10.335	8.023	ND	ND	8.023
	8-Jun-2005	12:37	18.358	7.121	4.121	10.160	8.198	ND	ND	8.198
	8-Jul-2005	11:14	18.358	7.121	4.121	9.570	8.788	ND	ND	8.788
	19-Aug-2005	11:29	18.358	7.121	4.121	9.135	9.223	ND	ND	9.223
	16-Sep-2005	9:22	18.358	7.121	4.121	8.745	9.613	ND	ND	9.613
	12-Dec-2006	17:20	18.358	7.121	4.121	9.725	8.633	ND	ND	8.633
	12-Jan-2007	09:20	18.358	7.121	4.121	9.930	8.428	ND	ND	8.428
	12-Feb-2007	11:22	18.358	7.121	4.121	10.175	8.183	ND	ND	8.183
	12-May-2008	13:00	18.358	7.121	4.121	10.27	8.088	ND	ND	8.088
	24-Mar-2009	10:31	18.358	7.121	4.121	10.030	8.328	ND	ND	8.328
	24-Aug-2009	11.12	18.358	7.121	4.121	9.785	8.573	ND	ND	8.573
MW40	5-Mar-2003	16:07	18.180	16.132	15.132	DRY	DRY	ND	ND	NA
	14-Apr-2003	12:25	18.180	16.132	15.132	DRY	DRY	ND	ND	NA
Shallow	9-Dec-2003	9:37	18.180	16.132	15.132	3.030	15.150	ND	ND	15.150
	9-Jan-2004	11:33	18.180	16.132	15.132	DRY	DRY	ND	ND	NA
Lot 2	9-Feb-2004	13:00	18.180	16.132	15.132	DRY	DRY	ND	ND	NA
	8-Mar-2004	11:10	18.180	16.132	15.132	DRY	DRY	ND	ND	NA
	8-Apr-2004	10:11	18.180	16.132	15.132	DRY	DRY	ND	ND	NA
	10-May-2004	11:56	18.180	16.132	15.132	DRY	DRY	ND	ND	NA
	8-Jun-2004	NR	18.180	16.132	15.132	DRY	DRY	ND	ND	NA
	7-Jul-2004	NR	18.180	16.132	15.132	DRY	DRY	ND	ND	NA
	9-Aug-2004	NR	18.180	16.132	15.132	DRY	DRY	ND	ND	NA
	14-Sep-2004	10:37	18.180	16.132	15.132	2.625	15.555	ND	ND	15.555
	11-Oct-2004	9:55	18.180	16.132	15.132	2.886	15.294	ND	ND	15.294
	11-Nov-2004	13:36	18.180	16.132	15.132	DRY	DRY	ND	ND	NA
	9-May-2005	16:17	18.180	16.132	15.132	3.093	15.087	ND	ND	15.087
	8-Jun-2005	12:22	18.180	16.132	15.132	3.095	15.085	ND	ND	15.085
	8-Jul-2005	11:08	18.180	16.132	15.132	2.325	15.855	ND	ND	15.855
	19-Aug-2005	11:26	18.180	16.132	15.132	2.555	15.625	ND	ND	15.625
	16-Sep-2005	9:17	18.180	16.132	15.132	2.605	15.575	ND	ND	15.575
	12-May-2008	12:30	18.180	16.132	15.132	DRY	DRY	ND	ND	NA
	24-Mar-2009	10:21	18.180	16.132	15.132	DRY	DRY	ND	ND	NA
	24-Aug-2009	11:20	18.180	16.132	15.132	2.200	15.980	ND	ND	15.980
MW41	5-Mar-2003	16:08	18.628	15.941	12.941	DRY	DRY	ND	ND	NA
	14-Apr-2003	12:37	18.628	15.941	12.941	3.874	14.754	ND	ND	14.754
Shallow	9-Dec-2003	9:16	18.628	15.941	12.941	3.921	14.707	ND	ND	14.707
	9-Jan-2004	12:36	18.628	15.941	12.941	4.465	14.163	ND	ND	14.163
Lot 2	9-Feb-2004	13:09	18.628	15.941	12.941	DRY	DRY	ND	ND	NA
	8-Mar-2004	11:17	18.628	15.941	12.941	DRY	DRY	ND	ND	NA
	8-Apr-2004	10:25	18.628	15.941	12.941	DRY	DRY	ND	ND	NA
	10-May-2004	12:02	18.628	15.941	12.941	DRY	DRY	ND	ND	NA
	8-Jun-2004	11:30	18.628	15.941	12.941	3.862	14.766	ND	ND	14.766
	7-Jul-2004	12:11	18.628	15.941	12.941	3.240	15.388	ND	ND	15.388
	9-Aug-2004	13:34	18.628	15.941	12.941	3.355	15.273	ND	ND	15.273
	14-Sep-2004	10:49	18.628	15.941	12.941	3.210	15.418	ND	ND	15.418
	11-Oct-2004	10:02	18.628	15.941	12.941	3.567	15.061	ND	ND	15.061
	11-Nov-2004	13:43	18.628	15.941	12.941	3.834	14.794	ND	ND	14.794
	9-May-2005	16:53	18.628	15.941	12.941	4.840	13.788	ND	ND	13.788
	8-Jun-2005	12:59	18.628	15.941	12.941	3.570	15.058	ND	ND	15.058
	8-Jul-2005	11:41	18.628	15.941	12.941	2.965	15.663	ND	ND	15.663
	19-Aug-2005	12:06	18.628	15.941	12.941	3.055	15.573	ND	ND	15.573
	16-Sep-2005	9:51	18.628	15.941	12.941	3.075	15.553	ND	ND	15.553
	12-May-2008	12:21	18.628	15.941	12.941	DRY	DRY	ND	ND	DRY
	24-Mar-2009	10:13	18.628	15.941	12.941	DRY	DRY	ND	ND	DRY
	24-Aug-2009	11:32	18.628	15.941	12.941	2.960	15.668	ND	ND	15.668

Table 8:
Water Level Data, 2000-2010
Former Waste Control Site, Bellevue

Well/Aquifer/ Location	Date Measured	Time Measured	Top of Casing Elevation (m AHD)	Top of Screen Elevation (m AHD)	Bottom of Screen Elevation (m AHD)	Depth to Water (m)	Water Level (m AHD)	Depth to PSH (m)	PSH Thickness (m)	Groundwater Elevation (m AHD)
GROUNDWATER MONITORING WELLS										
MW42	5-Mar-2003	16:10	18.047	7.935	4.935	9.362	8.685	ND	ND	8.685
	14-Apr-2003	12:44	18.047	7.935	4.935	9.687	8.360	ND	ND	8.360
Regional	9-Dec-2003	9:07	18.047	7.935	4.935	8.500	9.547	ND	ND	9.547
	9-Jan-2004	12:20	18.047	7.935	4.935	8.720	9.327	ND	ND	9.327
Lot 2	9-Feb-2004	13:16	18.047	7.935	4.935	9.015	9.032	ND	ND	9.032
	8-Mar-2004	11:30	18.047	7.935	4.935	9.330	8.717	ND	ND	8.717
	8-Apr-2004	10:21	18.047	7.935	4.935	9.605	8.442	ND	ND	8.442
	10-May-2004	12:05	18.047	7.935	4.935	9.832	8.215	ND	ND	8.215
	8-Jun-2004	11:35	18.047	7.935	4.935	9.890	8.157	ND	ND	8.157
	7-Jul-2004	12:19	18.047	7.935	4.935	9.651	8.396	ND	ND	8.396
	9-Aug-2004	13:40	18.047	7.935	4.935	9.415	8.632	ND	ND	8.632
	14-Sep-2004	10:52	18.047	7.935	4.935	9.955	8.092	ND	ND	8.092
	11-Oct-2004	10:06	18.047	7.935	4.935	8.763	9.284	ND	ND	9.284
	11-Nov-2004	13:45	18.047	7.935	4.935	8.760	9.287	ND	ND	9.287
	9-May-2005	16:47	18.047	7.935	4.935	9.965	8.082	ND	ND	8.082
	8-Jun-2005	12:53	18.047	7.935	4.935	9.805	8.242	ND	ND	8.242
	8-Jul-2005	11:37	18.047	7.935	4.935	9.210	8.837	ND	ND	8.837
	19-Aug-2005	12:00	18.047	7.935	4.935	8.740	9.307	ND	ND	9.307
	16-Sep-2005	9:48	18.047	7.935	4.935	8.355	9.692	ND	ND	9.692
	12-Dec-2006	17:09	18.047	7.935	4.935	9.315	8.732	ND	ND	8.732
	12-Jan-2007	9:06	18.047	7.935	4.935	9.510	8.537	ND	ND	8.537
	12-Feb-2007	11:13	18.047	7.935	4.935	9.755	8.292	ND	ND	8.292
	25-Mar-2008	11:00	18.047	7.935	4.935	9.64	8.407	ND	ND	8.407
	12-May-2008	12:38	18.047	7.935	4.935	9.88	8.167	ND	ND	8.167
	24-Mar-2009	9:51	18.047	7.935	4.935	9.564	8.483	ND	ND	8.483
	24-Aug-2009	11:38	18.047	7.935	4.935	9.435	8.612	ND	ND	8.612
	31-May-2010	8:10	18.047	7.935	4.935	10.050	7.997	ND	ND	7.997
MW43	5-Mar-2003	16:15	18.212	13.042	10.042	5.621	12.591	ND	ND	12.591
	14-Apr-2003	12:48	18.212	13.042	10.042	5.817	12.395	ND	ND	12.395
Shallow	9-Dec-2003	9:01	18.212	13.042	10.042	4.661	13.551	ND	ND	13.551
	9-Jan-2004	12:27	18.212	13.042	10.042	5.050	13.162	ND	ND	13.162
Lot 2	9-Feb-2004	13:13	18.212	13.042	10.042	5.422	12.790	ND	ND	12.790
	8-Mar-2004	11:37	18.212	13.042	10.042	5.740	12.472	ND	ND	12.472
	8-Apr-2004	10:16	18.212	13.042	10.042	6.032	12.180	ND	ND	12.180
	10-May-2004	12:07	18.212	13.042	10.042	6.347	11.865	ND	ND	11.865
	8-Jun-2004	11:40	18.212	13.042	10.042	6.200	12.012	ND	ND	12.012
	7-Jul-2004	12:24	18.212	13.042	10.042	5.410	12.802	ND	ND	12.802
	9-Aug-2004	13:44	18.212	13.042	10.042	4.972	13.240	ND	ND	13.240
	14-Sep-2004	10:54	18.212	13.042	10.042	4.345	13.867	ND	ND	13.867
	11-Oct-2004	10:08	18.212	13.042	10.042	4.615	13.597	ND	ND	13.597
	11-Nov-2004	13:48	18.212	13.042	10.042	4.962	13.250	ND	ND	13.250
	9-May-2005	16:50	18.212	13.042	10.042	DRY	DRY	ND	ND	NA
	8-Jun-2005	12:56	18.212	13.042	10.042	6.055	12.157	ND	ND	12.157
	8-Jul-2005	11:35	18.212	13.042	10.042	4.255	13.957	ND	ND	13.957
	19-Aug-2005	12:03	18.212	13.042	10.042	4.430	13.782	ND	ND	13.782
	16-Sep-2005	9:46	18.212	13.042	10.042	4.347	13.865	ND	ND	13.865
	12-May-2008	12:44	18.212	13.042	10.042	DRY	DRY	ND	ND	DRY
	24-Mar-2009	9:55	18.212	13.042	10.042	DRY	DRY	ND	ND	DRY
	24-Aug-2009	11:41	18.212	13.042	10.042	9.600	8.612	ND	ND	8.612
MW44	5-Mar-2003	14:51	18.862	10.891	9.391	6.915	11.947	ND	ND	11.947
	14-Apr-2003	15:05	18.862	10.891	9.391	9.169	9.693	ND	ND	9.693
Shallow	9-Dec-2003	14:17	18.862	10.891	9.391	6.120	12.742	ND	ND	12.742
	9-Jan-2004	15:00	18.862	10.891	9.391	7.010	11.852	ND	ND	11.852
Former Waste	9-Feb-2004	14:56	18.862	10.891	9.391	7.648	11.214	ND	ND	11.214
Control Site	8-Mar-2004	13:50	18.862	10.891	9.391	7.972	10.890	ND	ND	10.890
	8-Apr-2004	12:17	18.862	10.891	9.391	8.272	10.590	ND	ND	10.590
	10-May-2004	13:20	18.862	10.891	9.391	8.378	10.484	ND	ND	10.484
	8-Jun-2004	14:40	18.862	10.891	9.391	8.450	10.412	ND	ND	10.412
	7-Jul-2004	14:44	18.862	10.891	9.391	7.750	11.112	ND	ND	11.112
	9-Aug-2004	12:30	18.862	10.891	9.391	7.700	11.162	ND	ND	11.162
	14-Sep-2004	12:52	18.862	10.891	9.391	6.612	12.250	ND	ND	12.250
	11-Oct-2004	11:14	18.862	10.891	9.391	6.250	12.612	ND	ND	12.612
	11-Nov-2004	NM	18.862	10.891	9.391	NM	NM	NM	NM	NA
	9-May-2005	13:13	18.862	10.891	9.391	7.130	11.732	ND	ND	11.732
	8-Jun-2005	14:00	18.862	10.891	9.391	6.650	12.212	ND	ND	12.212
	8-Jul-2005	13:11	18.862	10.891	9.391	6.095	12.767	ND	ND	12.767
	19-Aug-2005	14:08	18.862	10.891	9.391	6.005	12.857	ND	ND	12.857
	16-Sep-2005	15:00	18.862	10.891	9.391	6.270	12.592	ND	ND	12.592
	12-May-2008	8:41	18.862	10.891	9.391	7.44	11.422	ND	ND	11.422
	24-Mar-2009	8:42	18.862	10.891	9.391	6.965	11.897	ND	ND	11.897
	24-Aug-2009	9:14	18.862	10.891	9.391	6.235	12.627	ND	ND	12.627
MWG45	21-Jan-2005	-	16.294	-2.580	-5.580	6.605	9.689	ND	ND	9.689 *
	21-Feb-2005	10:00	16.294	-2.580	-5.580	6.935	9.359	ND	ND	9.359
Leederville	9-May-2005	8:47	16.294	-2.580	-5.580	7.375	8.919	ND	ND	8.919
	8-Jun-2005	14:45	16.294	-2.580	-5.580	7.140	9.154	ND	ND	9.154
Irwin St	8-Jul-2005	13:51	16.294	-2.580	-5.580	6.430	9.864	ND	ND	9.864
	19-Aug-2005	14:24	16.294	-2.580	-5.580	6.000	10.294	ND	ND	10.294
	16-Sep-2005	10:52	16.294	-2.580	-5.580	5.543	10.751	ND	ND	10.751
	12-Dec-2006	18:30	16.294	-2.580	-5.580	6.640	9.654	ND	ND	9.654
	12-Jan-2007	08:00	16.294	-2.580	-5.580	6.885	9.409	ND	ND	9.409
	12-Feb-2007	09:30	16.294	-2.580	-5.580	7.150	9.144	ND	ND	9.144
	12-May-2008	11:46	16.294	-2.580	-5.580	7.22	9.074	ND	ND	9.074
	24-Mar-2009	11:45	16.294	-2.580	-5.580	7.060	9.234	ND	ND	9.234
	24-Aug-2009	8:36	16.294	-2.580	-5.580	6.595	9.699	ND	ND	9.699
	24-May-2010	10:00	16.294	-2.580	-5.580	7.460	8.834	ND	ND	8.834

Table 8:
Water Level Data, 2000-2010
Former Waste Control Site, Bellevue

Well/Aquifer/ Location	Date Measured	Time Measured	Top of Casing Elevation (m AHD)	Top of Screen Elevation (m AHD)	Bottom of Screen Elevation (m AHD)	Depth to Water (m)	Water Level (m AHD)	Depth to PSH (m)	PSH Thickness (m)	Groundwater Elevation (m AHD)
GROUNDWATER MONITORING WELLS										
MWG46	21-Jan-2005	-	16.291	4.920	1.920	6.560	9.731	ND	ND	9.731 *
	21-Feb-2005	13:00	16.291	4.920	1.920	6.930	9.361	ND	ND	9.361
Base of	9-May-2005	8:49	16.291	4.920	1.920	7.375	8.916	ND	ND	8.916
Guildford	8-Jun-2005	14:48	16.291	4.920	1.920	7.125	9.166	ND	ND	9.166
	8-Jul-2005	13:55	16.291	4.920	1.920	6.420	9.871	ND	ND	9.871
Irwin St	19-Aug-2005	14:22	16.291	4.920	1.920	5.985	10.306	ND	ND	10.306
	16-Sep-2005	10:54	16.291	4.920	1.920	5.250	11.041	ND	ND	11.041
	12-Dec-2006	18:32	16.291	4.920	1.920	6.635	9.656	ND	ND	9.656
	12-Jan-2007	08:02	16.291	4.920	1.920	6.890	9.401	ND	ND	9.401
	12-Feb-2007	09:35	16.291	4.920	1.920	7.150	9.141	ND	ND	9.141
	12-May-2008	11:40	16.291	4.920	1.920	7.22	9.071	ND	ND	9.071
	24-Mar-2009	10:56	16.291	4.920	1.920	6.983	9.308	ND	ND	9.308
	24-Aug-2009	8:43	16.291	4.920	1.920	6.610	9.681	ND	ND	9.681
	24-May-2010	11:40	16.291	4.920	1.920	7.450	8.841	ND	ND	8.841
MWG47	28-Jul-2005	8:50	19.893	-11.157	-8.157	11.395	8.498	ND	ND	8.498
	19-Aug-2005	11:40	19.893	-11.157	-8.157	11.060	8.833	ND	ND	8.833
Leederville	16-Sep-2005	9:32	19.893	-11.157	-8.157	10.880	9.013	ND	ND	9.013
	12-Dec-2006	17:40	19.893	-11.157	-8.157	11.835	8.058	ND	ND	8.058
Lot 2	12-Jan-2007	9:40	19.893	-11.157	-8.157	12.040	7.853	ND	ND	7.853
	12-Feb-2007	11:48	19.893	-11.157	-8.157	12.310	7.583	ND	ND	7.583
	12-May-2008	12:46	19.893	-8.157	-11.157	12.28	7.613	ND	ND	7.613
	24-Mar-2009	11:11	19.893	-11.157	-8.157	12.210	7.683	ND	ND	7.683
	24-Aug-2009	12:29	19.893	-11.157	-8.157	11.500	8.393	ND	ND	8.393
	25-May-2010	9:00	19.893	-11.157	-8.157	12.490	7.403	ND	ND	7.403
MWG48	28-Jul-2005	14:12	19.979	-1.791	1.209	11.390	8.589	ND	ND	8.589
	19-Aug-2005	11:42	19.979	-1.791	1.209	11.230	8.749	ND	ND	8.749
Base of	16-Sep-2005	9:34	19.979	-1.791	1.209	11.003	8.976	ND	ND	8.976
Guildford	12-Dec-2006	17:43	19.979	-1.791	1.209	11.940	8.039	ND	ND	8.039
	12-Jan-2007	9:43	19.979	-1.791	1.209	12.130	7.849	ND	ND	7.849
Lot 2	12-Feb-2007	11:45	19.979	-1.791	1.209	12.390	7.589	ND	ND	7.589
	12-May-2008	12:47	19.979	1.209	-1.791	12.43	7.549	ND	ND	7.549
	24-Mar-2009	11:14	19.979	-1.791	1.209	12.282	7.697	ND	ND	7.697
	24-Aug-2009	12:27	19.979	-1.791	1.209	11.700	8.279	ND	ND	8.279
	25-May-2010	11:00	19.979	-1.791	1.209	12.560	7.419	ND	ND	7.419
MWG49	1-Aug-2005	8:35	20.097	11.777	5.777	11.490	8.607	ND	ND	8.607
	19-Aug-2005	11:44	20.097	11.777	5.777	11.340	8.757	ND	ND	8.757
Regional	16-Sep-2005	9:36	20.097	11.777	5.777	11.110	8.987	ND	ND	8.987
	12-Dec-2006	17:46	20.097	11.777	5.777	12.050	8.047	ND	ND	8.047
Lot 2	12-Jan-2007	09:46	20.097	11.777	5.777	12.240	7.857	ND	ND	7.857
	12-Feb-2007	11:43	20.097	11.777	5.777	12.500	7.597	ND	ND	7.597
	19-Mar-2008	11:00	20.097	11.777	5.777	12.57	7.527	ND	ND	7.527
	12-May-2008	12:49	20.097	11.777	5.777	12.54	7.557	ND	ND	7.557
	26-Mar-2009	11:16	20.097	11.777	5.777	12.390	7.707	ND	ND	7.707
	24-Aug-2009	12:25	20.097	11.777	5.777	11.810	8.287	ND	ND	8.287
	25-May-2010	12:15	20.097	11.777	5.777	12.640	7.457	ND	ND	7.457
MWG50	8-Aug-2005	12:10	19.599	0.699	3.699	10.560	9.039	ND	ND	9.039
	19-Aug-2005	14:45	19.599	0.699	3.699	10.470	9.129	ND	ND	9.129
Base of	16-Sep-2005	13:10	19.599	0.699	3.699	10.130	9.469	ND	ND	9.469
Guildford	12-Dec-2006	19:15	19.599	0.699	3.699	11.070	8.529	ND	ND	8.529
	12-Jan-2007	08:47	19.599	0.699	3.699	11.235	8.364	ND	ND	8.364
Oliver St	12-Feb-2007	09:47	19.599	0.699	3.699	11.480	8.119	ND	ND	8.119
	12-May-2008	9:26	19.599	0.699	3.699	11.62	7.979	ND	ND	7.979
	24-Mar-2009	7:48	19.599	0.699	3.699	10.325	9.274	ND	ND	9.274
	24-Aug-2009	10:31	19.599	0.699	3.699	11.16	8.439	ND	ND	8.439
MWG51	8-Aug-2005	10:00	19.625	5.795	11.795	10.590	9.035	ND	ND	9.035
	19-Aug-2005	14:48	19.625	5.795	11.795	10.495	9.130	ND	ND	9.130
Regional	16-Sep-2005	13:12	19.625	5.795	11.795	10.155	9.470	ND	ND	9.470
	12-Dec-2006	19:20	19.625	5.795	11.795	11.090	8.535	ND	ND	8.535
Oliver St	12-Jan-2007	08:45	19.625	5.795	11.795	11.250	8.375	ND	ND	8.375
	12-Feb-2007	09:50	19.625	5.795	11.795	11.495	8.130	ND	ND	8.130
	18-Mar-2008	11:00	19.625	5.795	11.795	11.5	8.125	ND	ND	8.125
	12-May-2008	9:23	19.625	5.795	11.795	11.65	7.975	ND	ND	7.975
	24-Mar-2009	14:25	19.625	5.795	11.795	10.325	9.300	ND	ND	9.300
	24-Aug-2009	10:34	19.625	5.795	11.795	11.190	8.435	ND	ND	8.435
MWG52	12-Dec-2006	17:17	18.239	9.929	6.929	9.490	8.749	ND	ND	8.749
Regional	12-Jan-2007	09:15	18.239	9.929	6.929	9.695	8.544	ND	ND	8.544
Lot 2	12-Feb-2007	11:20	18.239	9.929	6.929	9.935	8.304	ND	ND	8.304
	12-May-2008	12:54	18.239	9.929	6.929	10.07	8.169	ND	ND	8.169
	24-Mar-2009	10:36	18.239	9.929	6.929	9.780	8.459	ND	ND	8.459
	24-Aug-2009	11:48	18.239	9.929	6.929	9.600	8.639	ND	ND	8.639
MWG53	12-Dec-2006	17:00	19.570	4.210	1.210	11.020	8.550	ND	ND	8.550
BoG	12-Jan-2007	09:00	19.570	4.210	1.210	11.200	8.370	ND	ND	8.370
Lot 2	12-Feb-2007	11:05	19.570	4.210	1.210	11.450	8.120	ND	ND	8.120
	12-May-2008	13:05	19.570	4.210	1.210	11.57	8.000	ND	ND	8.000
	24-Mar-2009	9:42	19.570	4.210	1.210	11.300	8.270	ND	ND	8.270
	24-Aug-2009	10:59	19.570	4.210	1.210	11.110	8.460	ND	ND	8.460
MWG54	12-Dec-2006	17:05	19.568	9.773	6.773	10.620	8.948	ND	ND	8.948
Regional	12-Jan-2007	09:02	19.568	9.773	6.773	10.860	8.708	ND	ND	8.708
Lot 2	12-Feb-2007	11:08	19.568	9.773	6.773	11.110	8.458	ND	ND	8.458
	18-Mar-2008	11:00	19.568	9.773	6.773	11.26	8.308	ND	ND	8.308
	12-May-2008	13:10	19.568	9.773	6.773	10.98	8.588	ND	ND	8.588
	24-Mar-2009	9:45	19.568	9.773	6.773	11.770	7.798	ND	ND	7.798
	24-Aug-2009	10:57	19.568	9.773	6.773	10.330	9.238	ND	ND	9.238
	26-May-2010	12:30	19.568	9.773	6.773	11.320	8.248	ND	ND	8.248
MWG55	12-Dec-2006	17:30	19.387	3.117	0.117	11.380	8.007	ND	ND	8.007
BoG	12-Jan-2007	09:48	19.387	3.117	0.117	11.580	7.807	ND	ND	7.807
Lot 2	12-Feb-2007	11:55	19.387	3.117	0.117	11.840	7.547	ND	ND	7.547
	12-May-2008	12:26	19.387	3.117	0.117	11.86	7.527	ND	ND	7.527
	24-Mar-2009	11:29	19.387	3.117	0.117	12.725	6.662	ND	ND	6.662
	24-Aug-2009	12:47	19.387	3.117	0.117	11.125	8.262	ND	ND	8.262
MWG56	12-Dec-2006	16:00	19.450	3.540	0.540	10.720	8.730	ND	ND	8.730
BoG	12-Jan-2007	11:30	19.450	3.540	0.540	10.900	8.550	ND	ND	8.550
Hanson	12-Feb-2007	10:32	19.450	3.540	0.540	11.150	8.300	ND	ND	8.300
	12-May-2008	10:08	19.450	3.540	0.540	11.31	8.140	ND	ND	8.140
	24-Mar-2009	13:00	19.450	3.540	0.540	10.970	8.480	ND	ND	8.480
	24-Aug-2009	13:57	19.450	3.540	0.540	10.875	8.575	ND	ND	8.575
MWG57	12-Dec-2006	17:33	19.269	9.034	6.034	11.250	8.019	ND	ND	8.019
Regional	12-Jan-2007	09:50	19.269	9.034	6.034	11.445	7.824	ND	ND	7.824
Lot 2	12-Feb-2007	11:52	19.269	9.034	6.034	11.700	7.569	ND	ND	7.569
	1-Apr-2008	11:00	19.269	9.034	6.034	11.9	7.369	ND	ND	7.369
	12-May-2008	12:38	19.269	9.034	6.034	11.77	7.499	ND	ND	7.499
	24-Mar-2009	11:22	19.269	9.034	6.034	11.626	7.643	ND	ND	7.643
	24-Aug-2009	12.50	19.269	9.034	6.034	11.040	8.229	ND	ND	8.229
	27-May-2010	13:50	19.269	9.034	6.034	11.910	7.359	ND	ND	7.359

Table 8:
Water Level Data, 2000-2010
Former Waste Control Site, Bellevue

Well/Aquifer/ Location	Date Measured	Time Measured	Top of Casing Elevation (m AHD)	Top of Screen Elevation (m AHD)	Bottom of Screen Elevation (m AHD)	Depth to Water (m)	Water Level (m AHD)	Depth to PSH (m)	PSH Thickness (m)	Groundwater Elevation (m AHD)
GROUNDWATER MONITORING WELLS										
MWG58	12-Dec-2006	17:51	19.877	3.437	0.437	11.615	8.262	ND	ND	8.262
BoG	12-Jan-2007	09:31	19.877	3.437	0.437	11.795	8.082	ND	ND	8.082
Lot 2	12-Feb-2007	11:37	19.877	3.437	0.437	12.050	7.827	ND	ND	7.827
	12-May-2008	13:00	19.877	3.437	0.437	12.13	7.747	ND	ND	7.747
	24-Mar-2009	10.52	19.877	3.437	0.437	11.930	7.947	ND	ND	7.947
	24-Aug-2009	12:18	19.877	3.437	0.437	11.525	8.352	ND	ND	8.352
MWG59	12-Dec-2006	17:54	19.971	9.506	6.506	11.720	8.251	ND	ND	8.251
Regional	12-Jan-2007	09:34	19.971	9.506	6.506	11.910	8.061	ND	ND	8.061
Lot 2	12-Feb-2007	11:39	19.971	9.506	6.506	12.165	7.806	ND	ND	7.806
	19-Mar-2008	11:00	19.971	9.506	6.506	12.23	7.741	ND	ND	7.741
	12-May-2008	13:02	19.971	9.506	6.506	12.24	7.731	ND	ND	7.731
	26-Mar-2009	8:00	19.971	9.506	6.506	12.200	7.771	ND	ND	7.771
	24-Aug-2009	12:15	19.971	9.506	6.506	11.640	8.331	ND	ND	8.331
	25-May-2010	14:30	19.971	9.506	6.506	12.390	7.581	ND	ND	7.581
MWG60	12-Dec-2006	13:35	8.361	4.086	1.086	1.610	6.751	ND	ND	6.751
Alluvium	12-Jan-2007	07:16	8.361	4.086	1.086	1.825	6.536	ND	ND	6.536
Damplands	12-Feb-2007	08:57	8.361	4.086	1.086	2.140	6.221	ND	ND	6.221
	3-Apr-2008	11:00	8.361	4.086	1.086	2.33	6.031	ND	ND	6.031
	24-Mar-2009	16:40	8.361	4.086	1.086	2.245	6.116	ND	ND	6.116
	24-Aug-2009	16:07	8.361	4.086	1.086	0.575	7.786	ND	ND	7.786
	2-Jun-2010	12:40	8.361	4.086	1.086	2.150	6.211	ND	ND	6.211
MWG61	12-Dec-2006	13:48	15.800	6.190	3.190	7.975	7.825	ND	ND	7.825
Regional	12-Jan-2007	07:30	15.800	6.190	3.190	8.195	7.605	ND	ND	7.605
Damplands	12-Feb-2007	09:09	15.800	6.190	3.190	8.455	7.345	ND	ND	7.345
	12-May-2008	13:53	15.800	6.190	3.190	8.44	7.360	ND	ND	7.360
	24-Mar-2009	14:27	15.800	6.190	3.190	8.350	7.450	ND	ND	7.450
	24-Aug-2009	15:24	15.800	6.190	3.190	7.550	8.250	ND	ND	8.250
MWG62	12-Dec-2006	13:55	15.290	5.950	2.950	7.435	7.855	ND	ND	7.855
Regional	12-Jan-2007	07:35	15.290	5.950	2.950	7.660	7.630	ND	ND	7.630
Damplands	12-Feb-2007	09:12	15.290	5.950	2.950	7.915	7.375	ND	ND	7.375
	17-Mar-2008	11:00	15.290	6.290	3.290	7.98	7.310	ND	ND	7.310
	12-May-2008	13:49	15.290	6.290	3.290	7.91	7.380	ND	ND	7.380
	24-Mar-2009	14:32	15.290	5.950	2.950	7.835	7.455	ND	ND	7.455
	24-Aug-2009	15:34	15.290	5.950	2.950	7.085	8.205	ND	ND	8.205
	22-Sep-2009	13:42	15.290	5.950	2.950	6.92	8.370	ND	ND	8.370
	26-May-2010	8:18	15.290	5.950	2.950	8.05	7.240	ND	ND	7.240
MWG63	12-Dec-2006	14:00	15.868	5.293	2.293	7.980	7.888	ND	ND	7.888
Regional	12-Jan-2007	07:38	15.868	5.293	2.293	8.205	7.663	ND	ND	7.663
Damplands	12-Feb-2007	09:15	15.868	5.293	2.293	8.470	7.398	ND	ND	7.398
	30-Mar-2008	11:00	15.868	5.293	2.293	8.63	7.238	ND	ND	7.238
	12-May-2008	13:44	15.868	5.293	2.293	8.46	7.408	ND	ND	7.408
	24-Mar-2009	14:35	15.868	5.293	2.293	8.38	7.488	ND	ND	7.488
	24-Aug-2009	15:43	15.868	5.293	2.293	7.655	8.213	ND	ND	8.213
	22-Sep-2009	15:00	15.868	5.293	2.293	7.475	8.393	ND	ND	8.393
	26-May-2010	10:30	15.868	5.293	2.293	8.58	7.288	ND	ND	7.288
MWG64	12-Dec-2006	16:03	19.416	7.726	4.726	10.680	8.736	ND	ND	8.736
Regional	12-Jan-2007	11:40	19.416	7.726	4.726	10.855	8.561	ND	ND	8.561
Hanson	12-Feb-2007	10:30	19.416	7.726	4.726	11.105	8.311	ND	ND	8.311
	19-Mar-2008	11:00	19.416	7.726	4.726	11.08	8.336	ND	ND	8.336
	12-May-2008	10:00	19.416	7.726	4.726	11.26	8.156	ND	ND	8.156
	24-Mar-2009	12:58	19.416	7.726	4.726	10.92	8.496	ND	ND	8.496
	24-Aug-2009	14:05	19.416	7.726	4.726	10.83	8.586	ND	ND	8.586
	23-Sep-2009	11:00	19.416	7.726	4.726	10.42	8.996	ND	ND	8.996
	31-May-2010	10:40	19.416	7.726	4.726	11.42	7.996	ND	ND	7.996
MWG65	12-Dec-2006	19:35	20.171	9.261	6.261	11.710	8.461	ND	ND	8.461
Regional	12-Jan-2007	08:55	20.171	9.261	6.261	11.890	8.281	ND	ND	8.281
A&P Transport	12-Feb-2007	10:00	20.171	9.261	6.261	12.135	8.036	ND	ND	8.036
	18-Mar-2008	11:00	20.171	9.261	6.261	12.15	8.021	ND	ND	8.021
	12-May-2008	10:37	20.171	9.261	6.261	12.27	7.901	ND	ND	7.901
	30-Mar-2009	14:30	20.171	9.261	6.261	12.020	8.151	ND	ND	8.151
	24-Aug-2009	10:43	20.171	9.261	6.261	11.775	8.396	ND	ND	8.396
	26-May-2010	14:50	21.171	10.261	7.261	12.390	8.781	ND	ND	8.781
MWG66	3-Apr-2008	11:00	8.911	2.911	-0.089	2.81	6.101	ND	ND	6.101
Alluvium	12-May-2008	13:53	8.911	2.911	-0.089	2.44	6.471	ND	ND	6.471
Damplands	14-Oct-2008	11:26	8.911	2.911	-0.089	1.59	7.321	ND	ND	7.321
	24-Mar-2009	14:48	8.911	2.911	-0.089	2.8	6.111	ND	ND	6.111
	24-Aug-2009	16:03	8.911	2.911	-0.089	1.16	7.751	ND	ND	7.751
	2-Jun-2010	11:26	9.911	2.911	-0.089	2.705	7.206	ND	ND	7.206
MWG67	3-Apr-2008	11:00	9.016	2.516	-0.484	2.97	6.046	ND	ND	6.046
Alluvium	12-May-2008	14:11	9.016	2.516	-0.484	2.56	6.456	ND	ND	6.456
Damplands	14-Oct-2008	10:08	9.016	2.516	-0.484	1.67	7.346	ND	ND	7.346
	24-Mar-2009	16:45	9.016	2.516	-0.484	2.976	6.040	ND	ND	6.040
	24-Aug-2009	16:15	9.016	2.516	-0.484	1.2	7.816	ND	ND	7.816
MWG68	3-Apr-2008	11:00	8.64	4.140	1.140	2.625	6.015	ND	ND	6.015
Alluvium	12-May-2008	13:48	8.64	4.140	1.140	2.24	6.400	ND	ND	6.400
	24-Mar-2009	14:44	8.64	4.140	1.140	2.161	6.479	ND	ND	6.479
	24-Aug-2009	15:50	8.64	4.140	1.140	0.97	7.670	ND	ND	7.670
	17-Sep-2009	13:40	8.64	4.140	1.140	1.04	7.600	ND	ND	7.600
	2-Jun-2010	8:37	9.64	5.140	1.140	2.565	7.075	ND	ND	7.075
MWG69	25-Mar-2008	11:00	19.947	1.947	-1.053	12.24	7.707	ND	ND	7.707
Base of Guildford	12-May-2008	11:17	19.947	1.947	-1.053	12.34	7.607	ND	ND	7.607
	24-Mar-2009	14:13	19.947	1.947	-1.053	12.25	7.697	ND	ND	7.697
	24-Aug-2009	14:55	19.947	1.947	-1.053	11.67	8.277	ND	ND	8.277
	24-May-2010	13:20	20.947	1.947	-1.053	12.495	8.452	ND	ND	8.452
MWG70	25-Mar-2008	11:00	20.017	8.017	5.017	12.305	7.712	ND	ND	7.712
Guildford (Regional)	12-May-2008	11:16	20.017	8.017	5.017	12.4	7.617	ND	ND	7.617
Stanley St (A&P Transport)	13-Oct-2008	8:00	20.017	8.017	5.017	11.35	8.667	ND	ND	8.667
	24-Mar-2009	13:59	20.017	8.017	5.017	12.21	7.807	ND	ND	7.807
	24-Aug-2009	15:00	20.017	8.017	5.017	12.74	7.277	ND	ND	7.277
	24-May-2010	14:56	21.017	8.017	5.017	12.56	8.457	ND	ND	8.457
MWG71	27-Mar-2008	11:00	20.305	2.205	-0.795	12.4	7.905	ND	ND	7.905
Base of Guildford	12-May-2008	11:35	20.305	2.205	-0.795	12.55	7.755	ND	ND	7.755
	24-Mar-2009	13:37	20.305	2.205	-0.795	12.3	8.005	ND	ND	8.005
	24-Aug-2009	15:13	20.305	2.205	-0.795	11.975	8.330	ND	ND	8.330
MWG72	27-Mar-2008	11:00	20.299	8.299	5.299	12.4	7.899	ND	ND	7.899
Guildford (Regional)	12-May-2008	11:38	20.299	8.299	5.299	12.55	7.749	ND	ND	7.749
A&P Transport	13-Oct-2008	10:42	20.299	8.299	5.299	11.49	8.809	ND	ND	8.809
	24-Mar-2009	13:35	20.299	8.299	5.299	12.31	7.989	ND	ND	7.989
	24-Aug-2009	15:10	20.299	8.299	5.299	11.985	8.314	ND	ND	8.314
MWG73	3-Apr-2008	11:00	8.867	0.650	-0.850	1.57	7.297	ND	ND	7.297
Base of Guildford	12-May-2008	14:24	8.867	0.650	-0.850	1.71	7.157	ND	ND	7.157
Damplands (Escarpment)	14-Oct-2008	11:56	8.867	0.650	-0.850	0.74	8.127	ND	ND	8.127
	24-Mar-2009	15:15	8.867	0.650	-0.850	1.751	7.116	ND	ND	7.116
	24-Aug-2009	17:12	8.867	0.650	-0.850	0.75	8.117	ND	ND	8.117
	17-Sep-2009	9:45	8.867	0.650	-0.850	0.63	8.237	ND	ND	8.237
MWG74	3-Apr-2008	11:00	8.899	7.399	4.399	1.835	7.064	ND	ND	7.064
Alluvium	12-May-2008	14:26	8.899	7.399	4.399	1.66	7.239	ND	ND	7.239
Damplands (Escarpment)	14-Oct-2008	11:06	8.899	7.399	4.399	1.065	7.834	ND	ND	7.834
	24-Mar-2009	15:18	8.899	7.399	4.399	1.779	7.120	ND	ND	7.120
	24-Aug-2009	17:15	8.899	7.399	4.399	0.965	7.934	ND	ND	7.934
	17-Sep-2009	10:36	8.899	7.399	4.399	0.81	8.089	ND	ND	8.089

Table 8:
Water Level Data, 2000-2010
Former Waste Control Site, Bellevue

Well/Aquifer/ Location	Date Measured	Time Measured	Top of Casing Elevation (m AHD)	Top of Screen Elevation (m AHD)	Bottom of Screen Elevation (m AHD)	Depth to Water (m)	Water Level (m AHD)	Depth to PSH (m)	PSH Thickness (m)	Groundwater Elevation (m AHD)
GROUNDWATER MONITORING WELLS										
MWG75	3-Apr-2008	11:00	8.312	1.212	-0.288	1.03	7.282	ND	ND	7.282
Base of Guildford	12-May-2008	14:21	8.312	1.212	-0.288	1	7.312	ND	ND	7.312
Damplands (Escarpment)	14-Oct-2008	9:05	8.312	1.212	-0.288	0	8.312	ND	ND	8.312
	24-Mar-2009	15:33	8.312	1.212	-0.288	0.978	7.334	ND	ND	7.334
	24-Aug-2009	17:18	8.312	1.212	-0.288	0.13	8.182	ND	ND	8.182
	17-Sep-2009	11:30	8.312	1.212	-0.288	0	8.312	ND	ND	8.312
MWG76	3-Apr-2008	11:00	8.235	-2.365	-3.865	1.41	6.825	ND	ND	6.825
Leederville	12-May-2008	14:19	8.235	-2.365	-3.865	1.22	7.015	ND	ND	7.015
Damplands (Escarpment)	14-Oct-2008	10:10	8.235	-2.365	-3.865	0.2	8.035	ND	ND	8.035
	24-Mar-2009	15:35	8.235	-2.365	-3.865	1.355	6.880	ND	ND	6.880
	24-Aug-2009	17:21	8.235	-2.365	-3.865	0.17	8.065	ND	ND	8.065
	17-Sep-2009	12:20	8.235	-2.365	-3.865	0.2	8.035	ND	ND	8.035
MWG77	3-Apr-2008	11:00	8.367	2.467	0.967	2.17	6.197	ND	ND	6.197
Alluvium	12-May-2008	14:16	8.367	2.467	0.967	1.8	6.567	ND	ND	6.567
Damplands	14-Oct-2008	8:50	8.235	-2.365	-3.865	0.93	7.305	ND	ND	7.305
	24-Mar-2009	16:18	8.367	2.467	0.967	2.162	6.205	ND	ND	6.205
	24-Aug-2009	16:29	8.367	2.467	0.967	0.515	7.852	ND	ND	7.852
MWG78	3-Apr-2008	11:00	9.218	1.718	0.218	1.94	7.278	ND	ND	7.278
Base of Guildford	12-May-2008	14:08	9.218	1.718	0.218	1.9	7.318	ND	ND	7.318
Damplands (Escarpment)	14-Oct-2008	13:55	9.218	1.718	0.218	1.9	7.318	ND	ND	0.890
	24-Mar-2009	15:55	9.218	1.718	0.218	1.874	7.344	ND	ND	7.344
	24-Aug-2009	17:28	9.218	1.718	0.218	1.025	8.193	ND	ND	8.193
	17-Sep-2009	11:00	9.218	1.718	0.218	0.88	8.338	ND	ND	8.338
MWG79	3-Apr-2008	11:00	9.318	7.318	4.318	1.97	7.348	ND	ND	7.348
Alluvium	12-May-2008	14:10	9.318	7.318	4.318	1.99	7.328	ND	ND	7.328
Damplands (Escarpment)	14-Oct-2008	12:55	9.318	7.318	4.318	1.02	8.298	ND	ND	8.298
	24-Mar-2009	15:53	9.318	7.318	4.318	1.91	7.408	ND	ND	7.408
	24-Aug-2009	17:25	9.318	7.318	4.318	1.145	8.173	ND	ND	8.173
	17-Sep-2009	12:06	9.318	7.318	4.318	0.99	8.328	ND	ND	8.328
MWG80	26-Mar-2008	11:00	20.169	1.169	-0.331	12.04	8.129	ND	ND	8.129
Base of Guildford	12-May-2008	10:44	20.169	125.000	-0.331	12.24	7.929	ND	ND	7.929
Oliver St	12-Oct-2008	7:30	20.169	1.169	-0.331	11.13	9.039	ND	ND	9.039
	24-Mar-2009	17:02	20.169	1.169	-0.331	11.945	8.224	ND	ND	8.224
	24-Aug-2009	13:28	20.169	1.169	-0.331	11.77	8.399	ND	ND	8.399
MWG81	26-Mar-2008	11:00	20.164	8.664	5.664	12.02	8.144	ND	ND	8.144
Guildford (Regional)	12-May-2008	10:47	20.164	8.664	5.664	12.22	7.944	ND	ND	7.944
Oliver St	12-Oct-2008	10:00	20.164	8.664	5.664	11.1	9.064	ND	ND	9.064
	24-Mar-2009	16:53	20.164	8.664	5.664	11.91	8.254	ND	ND	8.254
	24-Aug-2009	13:20	20.164	8.664	5.664	11.755	8.409	ND	ND	8.409
MWG82	25-Mar-2008	11:00	20.055	8.055	5.055	12.285	7.770	ND	ND	7.770
Guildford (Regional)	12-May-2008	11:06	20.055	8.055	5.055	11.4	8.655	ND	ND	8.655
	24-Mar-2009	14:25	20.055	8.055	5.055	12.12	7.935	ND	ND	7.935
	24-Aug-2009	14:30	20.055	8.055	5.055	11.795	8.260	ND	ND	8.260
MWG83	27-Mar-2008	11:00	20.303	2.303	-0.697	12.28	8.023	ND	ND	8.023
Base of Guildford	12-May-2008	13:09	20.303	2.303	-0.697	12.44	7.863	ND	ND	7.863
Lot 2	12-Oct-2008	12:00	20.303	2.303	-0.697	11.34	8.963	ND	ND	8.963
	24-Mar-2009	10:43	20.303	2.303	-0.697	12.175	8.128	ND	ND	8.128
	24-Aug-2009	12:06	20.303	2.303	-0.697	11.92	8.383	ND	ND	8.383
MWG84	27-Mar-2008	11:00	20.28	8.380	5.380	12.24	8.040	ND	ND	8.040
Guildford (Regional)	12-May-2008	13:10	20.28	8.380	5.380	12.4	7.880	ND	ND	7.880
Lot 2	12-Oct-2008	14:22	20.28	8.380	5.380	11.3	8.980	ND	ND	8.980
	24-Mar-2009	10:46	20.28	8.380	5.380	12.14	8.140	ND	ND	8.140
	24-Aug-2009	12:08	20.28	8.380	5.380	11.895	8.385	ND	ND	8.385
MWG85	27-Mar-2008	11:00	20.555	7.555	4.555	12.51	8.045	ND	ND	8.045
Guildford (Regional)	12-May-2008	11:01	20.555	7.555	4.555	12.67	7.885	ND	ND	7.885
	24-Mar-2009	16:15	20.555	7.555	4.555	12.4	8.155	ND	ND	8.155
MWG86	26-Mar-2008	11:00	20.079	8.079	5.079	11.9	8.179	ND	ND	8.179
Guildford (Regional)	12-May-2008	10:38	20.079	8.079	5.079	12.11	7.969	ND	ND	7.969
	24-Mar-2009	12:29	20.079	8.079	5.079	11.778	8.301	ND	ND	8.301
	24-Aug-2009	13:11	20.079	8.079	5.079	11.67	8.409	ND	ND	8.409
	14-Jan-2009	8:30	8.473	6.470	5.470	1.1	7.373	ND	ND	7.373
MWG87A	24-Mar-2009	15:00	8.473	6.470	5.470	1.595	6.878	ND	ND	6.878
	6-Apr-2009	9:47	8.473	6.470	5.470	1.62	6.853	ND	ND	6.853
	21-Sep-2009	13:05	8.473	6.470	5.470	0.445	8.028	ND	ND	8.028
	14-Jan-2009	9:50	8.47	4.470	3.470	0.67	7.800	ND	ND	7.800
MWG87B	24-Mar-2009	15:05	8.47	4.470	3.470	1.208	7.262	ND	ND	7.262
	6-Apr-2009	9:48	8.47	4.470	3.470	1.23	7.240	ND	ND	7.240
	21-Sep-2009	13:07	8.47	4.470	3.470	0.145	8.325	ND	ND	8.325
	14-Jan-2009	10:45	8.47	2.470	1.470	0.485	7.985	ND	ND	7.985
MWG87C	24-Mar-2009	15:08	8.47	2.470	1.470	1.065	7.405	ND	ND	7.405
	6-Apr-2009	9:49	8.47	2.470	1.470	1.162	7.308	ND	ND	7.308
	21-Sep-2009	13:08	8.47	2.470	1.470	0.11	8.360	ND	ND	8.360
	14-Jan-2009	11:25	8.476	0.470	-0.530	0.504	7.972	ND	ND	7.972
MWG87D	21-Mar-2009	15:11	8.476	0.470	-0.530	1.079	7.397	ND	ND	7.397
	6-Apr-2009	9:50	8.476	0.470	-0.530	1.175	7.301	ND	ND	7.301
	21-Sep-2009	13:08	8.476	0.470	-0.530	0.1	8.376	ND	ND	8.376
	14-Jan-2009	8:34	8.917	6.340	5.340	1.22	7.697	ND	ND	7.697
MWG88A	24-Mar-2009	15:21	8.917	6.340	5.340	1.855	7.062	ND	ND	7.062
	6-Apr-2009	9:53	8.917	6.340	5.340	1.83	7.087	ND	ND	7.087
	21-Sep-2009	13:10	8.917	6.340	5.340	0.71	8.207	ND	ND	8.207
	14-Jan-2009	8:35	8.93	4.340	3.340	1	7.930	ND	ND	7.930
MWG88B	24-Mar-2009	15:24	8.93	4.340	3.340	1.584	7.346	ND	ND	7.346
	6-Apr-2009	9:54	8.93	4.340	3.340	1.675	7.255	ND	ND	7.255
	21-Sep-2009	13:11	8.93	4.340	3.340	0.585	8.345	ND	ND	8.345
	14-Jan-2009	8:37	8.932	2.340	1.340	1	7.932	ND	ND	7.932
MWG88C	24-Mar-2009	15:26	8.932	2.340	1.340	1.579	7.353	ND	ND	7.353
	6-Apr-2009	9:55	8.932	2.340	1.340	1.672	7.260	ND	ND	7.260
	21-Sep-2009	13:12	8.932	2.340	1.340	0.575	8.357	ND	ND	8.357
	14-Jan-2009	8:39	8.909	0.340	-0.660	0.99	7.919	ND	ND	7.919
MWG88D	24-Mar-2009	15:29	8.909	0.340	-0.660	1.581	7.328	ND	ND	7.328
	6-Apr-2009	9:56	8.909	0.340	-0.660	1.68	7.229	ND	ND	7.229
	21-Sep-2009	13:13	8.909	0.340	-0.660	0.565	8.344	ND	ND	8.344
	14-Jan-2009	12:35	8.875	7.230	6.230	0.945	7.930	ND	ND	7.930
MWG89A	24-Mar-2009	15:38	8.875	7.230	6.230	1.539	7.336	ND	ND	7.336
	6-Apr-2009	9:03	8.875	7.230	6.230	1.595	7.280	ND	ND	7.280
	21-Sep-2009	13:15	8.875	7.230	6.230	0.535	8.340	ND	ND	8.340
	14-Jan-2009	12:37	8.881	5.230	4.230	0.92	7.961	ND	ND	7.961
MWG89B	24-Mar-2009	15:41	8.881	5.230	4.230	1.525	7.356	ND	ND	7.356
	6-Apr-2009	9:04	8.881	5.230	4.230	1.6	7.281	ND	ND	7.281
	21-Sep-2009	13:15	8.881	5.230	4.230	0.52	8.361	ND	ND	8.361
	14-Jan-2009	12:38	8.88	3.230	2.230	0.925	7.955	ND	ND	7.955
MWG89C	24-Mar-2009	15:46	8.88	3.230	2.230	1.55	7.330	ND	ND	7.330
	6-Apr-2009	9:05	8.88	3.230	2.230	1.645	7.235	ND	ND	7.235
	21-Sep-2009	13:16	8.88	3.230	2.230	0.525	8.355	ND	ND	8.355
	14-Jan-2009	12:41	8.879	1.230	0.230	0.98	7.899	ND	ND	7.899
MWG89D	24-Mar-2009	15:50	8.879	1.230	0.230	1.57	7.309	ND	ND	7.309
	6-Apr-2009	9:07	8.879	1.230	0.230	1.667	7.212	ND	ND	7.212
	21-Sep-2009	13:16	8.879	1.230	0.230	0.54	8.339	ND	ND	8.339
	14-Jan-2009	12:15	9.205	7.640	6.640	1.685	7.520	ND	ND	7.520
MWG90A	24-Mar-2009	15:59	9.205	7.640	6.640	1.274	7.931	ND	ND	7.931
	6-Apr-2009	9:10	9.205	7.640	6.640	2.33	6.875	ND	ND	6.875
	21-Sep-2009	13:17	9.205	7.640	6.640	0.765	8.440	ND	ND	8.440
	14-Jan-2009	1:30	9.202	5.640	4.640	1.09	8.112	ND	ND	8.112

Table 8:
Water Level Data, 2000-2010
Former Waste Control Site, Bellevue

Well/Aquifer/ Location	Date Measured	Time Measured	Top of Casing Elevation (m AHD)	Top of Screen Elevation (m AHD)	Bottom of Screen Elevation (m AHD)	Depth to Water (m)	Water Level (m AHD)	Depth to PSH (m)	PSH Thickness (m)	Groundwater Elevation (m AHD)
GROUNDWATER MONITORING WELLS										
MWG90B	24-Mar-2009	16:04	9.202	5.640	4.640	1.685	7.517	ND	ND	7.517
	6-Apr-2009	9:12	9.202	5.640	4.640	1.78	7.422	ND	ND	7.422
	21-Sep-2009	13:17	9.202	5.640	4.640	0.755	8.447	ND	ND	8.447
	14-Jan-2009	2:20	9.204	3.640	2.640	1.11	8.094	ND	ND	8.094
MWG90C	24-Mar-2009	16:07	9.204	3.640	2.640	1.701	7.503	ND	ND	7.503
	6-Apr-2009	9:13	9.204	3.640	2.640	1.799	7.405	ND	ND	7.405
	21-Sep-2009	13:18	9.204	3.640	2.640	0.76	8.444	ND	ND	8.444
	14-Jan-2009	3:05	9.208	1.640	0.640	1.12	8.088	ND	ND	8.088
MWG90D	24-Mar-2009	16:10	9.208	1.640	0.640	1.71	7.498	ND	ND	7.498
	6-Apr-2009	9:14	9.208	1.640	0.640	1.811	7.397	ND	ND	7.397
	21-Sep-2009	13:18	9.208	1.640	0.640	0.77	8.438	ND	ND	8.438
MWG91A	22-Sep-2009	12:00	19.535	10.335	6.335	11.045	8.490	ND	ND	8.490
(Regional, SW Industrial)	27-May-2010	8:15	19.535	10.335	6.335	12.13	7.405	ND	ND	7.405
MWG91B	22-Sep-2009	10:11	19.52	6.620	3.620	11.025	8.495	ND	ND	8.495
(Mid Guildford, SW Industrial)	27-May-2010	9:35	19.52	6.620	3.620	12.09	7.430	ND	ND	7.430
MWG91C	22-Sep-2009	8:51	19.431	3.231	0.231	10.955	8.476	ND	ND	8.476
(Base Guildford, SW Industrial)	27-May-2010	12:20	19.431	3.231	0.231	12.04	7.391	ND	ND	7.391
MWG92	21-Sep-2009	8:40	8.873	-1.627	-3.627	0.76	8.113	ND	ND	8.113
MWG93	21-Sep-2009	8:30	9.424	-1.776	-3.776	1.13	8.294	ND	ND	8.294
WCB1	15-Oct-2002	NR	7.464	2.464	-2.536	0.290	7.174	ND	ND	7.174
	5-Mar-2003	NR	7.464	2.464	-2.536	0.410	7.054	ND	ND	7.054
Alluvium	14-Apr-2003	11:01	7.464	2.464	-2.536	1.200	6.264	ND	ND	6.264
	9-Dec-2003	12:36	7.464	2.464	-2.536	0.430	7.034	ND	ND	7.034
Damplands	9-Jan-2004	8:23	7.464	2.464	-2.536	0.610	6.854	ND	ND	6.854
	9-Feb-2004	10:16	7.464	2.464	-2.536	0.868	6.596	ND	ND	6.596
	8-Mar-2004	8:33	7.464	2.464	-2.536	1.135	6.329	ND	ND	6.329
	8-Apr-2004	8:03	7.464	2.464	-2.536	1.300	6.164	ND	ND	6.164
	10-May-2004	10:40	7.464	2.464	-2.536	1.359	6.105	ND	ND	6.105
	8-Jun-2004	10:45	7.464	2.464	-2.536	1.090	6.374	ND	ND	6.374
	7-Jul-2004	9:20	7.464	2.464	-2.536	0.890	6.574	ND	ND	6.574
	9-Aug-2004	8:57	7.464	2.464	-2.536	0.520	6.944	ND	ND	6.944
	14-Sep-2004	NM	7.464	2.464	-2.536	Under water	Under water	NM	NM	NA
	11-Oct-2004	NM	7.464	2.464	-2.536	Under water	Under water	NM	NM	NA
	11-Nov-2004	NM	7.464	2.464	-2.536	Under water	Under water	NM	NM	NA
	9-May-2005	15:50	7.464	2.464	-2.536	0.250	7.214	ND	ND	7.214
	8-Jun-2005	9:35	7.464	2.464	-2.536	0.785	6.679	ND	ND	6.679
	8-Jul-2005	8:42	7.464	2.464	-2.536	0.170	7.294	ND	ND	7.294
	19-Aug-2005	9:45	7.464	2.464	-2.536	Under water	Under water	ND	ND	NA
	16-Sep-2005	7:57	7.464	2.464	-2.536	Under water	Under water	ND	ND	NA
	12-Dec-2006	13:!5	7.464	2.464	-2.536	0.755	6.709	ND	ND	6.709
	12-Jan-2007	07:10	7.464	2.464	-2.536	0.980	6.484	ND	ND	6.484
	12-Feb-2007	08:48	7.464	2.464	-2.536	1.260	6.204	ND	ND	6.204
	7-Apr-2008	11:00	7.464	2.464	-2.536	1.31	6.154	ND	ND	6.154
	12-May-2008	14:12	7.464	2.464	-2.536	1.2	6.264	ND	ND	6.264
WCB2	15-Oct-2002	NR	8.211	3.211	-1.789	0.800	7.411	ND	ND	7.411
	5-Mar-2003	NR	8.211	3.211	-1.789	1.140	7.071	ND	ND	7.071
Alluvium	14-Apr-2003	10:49	8.211	3.211	-1.789	1.596	6.615	ND	ND	6.615
	9-Dec-2003	12:27	8.211	3.211	-1.789	1.095	7.116	ND	ND	7.116
Damplands	9-Jan-2004	8:12	8.211	3.211	-1.789	1.261	6.950	ND	ND	6.950
	9-Feb-2004	10:07	8.211	3.211	-1.789	1.572	6.639	ND	ND	6.639
	8-Mar-2004	8:25	8.211	3.211	-1.789	1.790	6.421	ND	ND	6.421
	8-Apr-2004	7:50	8.211	3.211	-1.789	1.962	6.249	ND	ND	6.249
	10-May-2004	10:30	8.211	3.211	-1.789	1.880	6.331	ND	ND	6.331
	8-Jun-2004	10:21	8.211	3.211	-1.789	1.471	6.740	ND	ND	6.740
	7-Jul-2004	9:30	8.211	3.211	-1.789	1.050	7.161	ND	ND	7.161
	9-Aug-2004	8:49	8.211	3.211	-1.789	0.882	7.329	ND	ND	7.329
	14-Sep-2004	9:18	8.211	3.211	-1.789	0.663	7.548	ND	ND	7.548
	11-Oct-2004	8:38	8.211	3.211	-1.789	0.808	7.403	ND	ND	7.403
	11-Nov-2004	11:52	8.211	3.211	-1.789	0.930	7.281	ND	ND	7.281
	9-May-2005	10:33	8.211	3.211	-1.789	1.640	6.571	ND	ND	6.571
	8-Jun-2005	9:50	8.211	3.211	-1.789	1.050	7.161	ND	ND	7.161
	8-Jul-2005	8:55	8.211	3.211	-1.789	0.495	7.716	ND	ND	7.716
	19-Aug-2005	9:53	8.211	3.211	-1.789	0.255	7.956	ND	ND	7.956
	16-Sep-2005	8:01	8.211	3.211	-1.789	0.460	7.751	ND	ND	7.751
	12-Dec-2006	13:10	8.211	3.211	-1.789	1.393	6.819	ND	ND	6.819
	12-Jan-2007	07:06	8.211	3.211	-1.789	1.555	6.656	ND	ND	6.656
	12-Feb-2007	08:53	8.211	3.211	-1.789	1.880	6.331	ND	ND	6.331
	7-Apr-2008	11:00	8.211	3.211	-1.789	1.83	6.381	ND	ND	6.381
	12-May-2008	14:19	8.211	3.211	-1.789	1.67	6.541	ND	ND	6.541
	24-Mar-2009	14:22	8.211	3.211	-1.789	1.98	6.231	ND	ND	6.231
	24-Aug-2009	16:33	8.211	3.211	-1.789	0.33	7.881	ND	ND	7.881

Table 8:
Water Level Data, 2000-2010
Former Waste Control Site, Bellevue

Well/Aquifer/ Location	Date Measured	Time Measured	Top of Casing Elevation (m AHD)	Top of Screen Elevation (m AHD)	Bottom of Screen Elevation (m AHD)	Depth to Water (m)	Water Level (m AHD)	Depth to PSH (m)	PSH Thickness (m)	Groundwater Elevation (m AHD)
GROUNDWATER MONITORING WELLS										
WCB3	15-Oct-2002	NR	7.398	4.398	1.398	0.760	6.638	ND	ND	6.638
	5-Mar-2003	NR	7.398	4.398	1.398	0.220	7.178	ND	ND	7.178
Alluvium	14-Apr-2003	11:04	7.398	4.398	1.398	1.689	5.709	ND	ND	5.709
	9-Dec-2003	12:35	7.398	4.398	1.398	1.140	6.258	ND	ND	6.258
Damplands	9-Jan-2004	8:32	7.398	4.398	1.398	1.440	5.958	ND	ND	5.958
	9-Feb-2004	10:13	7.398	4.398	1.398	1.675	5.723	ND	ND	5.723
	8-Mar-2004	8:41	7.398	4.398	1.398	1.860	5.538	ND	ND	5.538
	8-Apr-2004	8:11	7.398	4.398	1.398	2.050	5.348	ND	ND	5.348
	10-May-2004	10:42	7.398	4.398	1.398	1.979	5.419	ND	ND	5.419
	8-Jun-2004	10:50	7.398	4.398	1.398	1.550	5.848	ND	ND	5.848
	7-Jul-2004	9:40	7.398	4.398	1.398	1.150	6.248	ND	ND	6.248
	9-Aug-2004	9:04	7.398	4.398	1.398	0.990	6.408	ND	ND	6.408
	14-Sep-2004	NM	7.398	4.398	1.398	Under water	Under water	NM	NM	NA
	11-Oct-2004	NM	7.398	4.398	1.398	Under water	Under water	NM	NM	NA
	11-Nov-2004	NM	7.398	4.398	1.398	Under water	Under water	NM	NM	NA
	9-May-2005	15:53	7.398	4.398	1.398	1.735	5.663	ND	ND	5.663
	8-Jun-2005	9:38	7.398	4.398	1.398	1.130	6.268	ND	ND	6.268
	8-Jul-2005	8:40	7.398	4.398	1.398	0.615	6.783	ND	ND	6.783
	19-Aug-2005	9:47	7.398	4.398	1.398	0.575	6.823	ND	ND	6.823
	16-Sep-2005	7:55	7.398	4.398	1.398	0.605	6.793	ND	ND	6.793
	12-Dec-2006	13:15	7.398	4.398	1.398	1.540	5.858	ND	ND	5.858
	12-Jan-2007	07:08	7.398	4.398	1.398	1.745	5.653	ND	ND	5.653
	12-Feb-2007	08:46	7.398	4.398	1.398	2.050	5.348	ND	ND	5.348
	7-Apr-2008	11:00	7.398	4.398	1.398	1.39	6.008	ND	ND	6.008
	12-May-2008	14:15	7.398	4.398	1.398	1.79	5.608	ND	ND	5.608
WCB4	15-Oct-2002	NR	8.802	5.802	2.802	2.070	6.732	ND	ND	6.732
	5-Mar-2003	NR	8.802	5.802	2.802	2.235	6.567	ND	ND	6.567
Alluvium	14-Apr-2003	10:41	8.802	5.802	2.802	2.498	6.304	ND	ND	6.304
	9-Dec-2003	12:15	8.802	5.802	2.802	2.300	6.502	ND	ND	6.502
Damplands	9-Jan-2004	8:00	8.802	5.802	2.802	2.380	6.422	ND	ND	6.422
	9-Feb-2004	10:00	8.802	5.802	2.802	2.754	6.048	ND	ND	6.048
	8-Mar-2004	8:16	8.802	5.802	2.802	3.000	5.802	ND	ND	5.802
	8-Apr-2004	7:39	8.802	5.802	2.802	3.170	5.632	ND	ND	5.632
	10-May-2004	10:26	8.802	5.802	2.802	3.197	5.605	ND	ND	5.605
	8-Jun-2004	10:16	8.802	5.802	2.802	2.310	6.492	ND	ND	6.492
	7-Jul-2004	9:50	8.802	5.802	2.802	1.940	6.862	ND	ND	6.862
	9-Aug-2004	8:45	8.802	5.802	2.802	1.890	6.912	ND	ND	6.912
	14-Sep-2004	9:02	8.802	5.802	2.802	1.825	6.977	ND	ND	6.977
	11-Oct-2004	8:34	8.802	5.802	2.802	2.030	6.772	ND	ND	6.772
	11-Nov-2004	11:48	8.802	5.802	2.802	2.140	6.662	ND	ND	6.662
	9-May-2005	10:13	8.802	5.802	2.802	2.605	6.197	ND	ND	6.197
	8-Jun-2005	9:20	8.802	5.802	2.802	1.755	7.047	ND	ND	7.047
	8-Jul-2005	8:30	8.802	5.802	2.802	1.555	7.247	ND	ND	7.247
	19-Aug-2005	9:25	8.802	5.802	2.802	1.210	7.592	ND	ND	7.592
	16-Sep-2005	7:38	8.802	5.802	2.802	1.740	7.062	ND	ND	7.062
	24-Sep-2006	Bore Destroyed								
WCB5	15-Oct-2002	NR	8.591	7.591	4.591	2.070	6.521	ND	ND	6.521
	5-Mar-2003	NR	8.591	7.591	4.591	2.125	6.466	ND	ND	6.466
Alluvium	14-Apr-2003	10:35	8.591	7.591	4.591	2.482	6.109	ND	ND	6.109
	9-Dec-2003	12:01	8.591	7.591	4.591	2.280	6.311	ND	ND	6.311
Damplands	9-Jan-2004	7:48	8.591	7.591	4.591	2.340	6.251	ND	ND	6.251
	9-Feb-2004	9:55	8.591	7.591	4.591	2.585	6.006	ND	ND	6.006
	8-Mar-2004	8:09	8.591	7.591	4.591	2.812	5.779	ND	ND	5.779
	8-Apr-2004	7:30	8.591	7.591	4.591	2.969	5.622	ND	ND	5.622
	10-May-2004	10:22	8.591	7.591	4.591	2.989	5.602	ND	ND	5.602
	8-Jun-2004	10:13	8.591	7.591	4.591	2.193	6.398	ND	ND	6.398
	7-Jul-2004	10:00	8.591	7.591	4.591	1.841	6.750	ND	ND	6.750
	9-Aug-2004	8:40	8.591	7.591	4.591	1.871	6.720	ND	ND	6.720
	14-Sep-2004	8:59	8.591	7.591	4.591	1.850	6.741	ND	ND	6.741
	11-Oct-2004	8:32	8.591	7.591	4.591	2.042	6.549	ND	ND	6.549
	11-Nov-2004	11:46	8.591	7.591	4.591	2.153	6.438	ND	ND	6.438
	9-May-2005	10:07	8.591	7.591	4.591	2.520	6.071	ND	ND	6.071
	8-Jun-2005	9:10	8.591	7.591	4.591	1.605	6.986	ND	ND	6.986
	8-Jul-2005	8:14	8.591	7.591	4.591	1.450	7.141	ND	ND	7.141
	19-Aug-2005	9:15	8.591	7.591	4.591	1.085	7.506	ND	ND	7.506
	16-Sep-2005	7:30	8.591	7.591	4.591	1.730	6.861	ND	ND	6.861
	24-Sep-2006	Bore Destroyed								

Table 8:
Water Level Data, 2000-2010
Former Waste Control Site, Bellevue

Well/Aquifer/ Location	Date Measured	Time Measured	Top of Casing Elevation (m AHD)	Top of Screen Elevation (m AHD)	Bottom of Screen Elevation (m AHD)	Depth to Water (m)	Water Level (m AHD)	Depth to PSH (m)	PSH Thickness (m)	Groundwater Elevation (m AHD)
GROUNDWATER MONITORING WELLS										
WCB6	15-Oct-2002	NR	9.081	6.081	3.081	2.480	6.601	ND	ND	6.601
	5-Mar-2003	NR	9.081	6.081	3.081	2.685	6.396	ND	ND	6.396
Alluvium	14-Apr-2003	10:15	9.081	6.081	3.081	3.137	5.944	ND	ND	5.944
	9-Dec-2003	11:41	9.081	6.081	3.081	2.770	6.311	ND	ND	6.311
Damplands	9-Jan-2004	7:40	9.081	6.081	3.081	2.928	6.153	ND	ND	6.153
	9-Feb-2004	9:45	9.081	6.081	3.081	3.122	5.959	ND	ND	5.959
	8-Mar-2004	7:52	9.081	6.081	3.081	3.300	5.781	ND	ND	5.781
	8-Apr-2004	7:19	9.081	6.081	3.081	3.435	5.646	ND	ND	5.646
	10-May-2004	10:15	9.081	6.081	3.081	3.449	5.632	ND	ND	5.632
	8-Jun-2004	10:05	9.081	6.081	3.081	3.028	6.053	ND	ND	6.053
	7-Jul-2004	10:10	9.081	6.081	3.081	2.470	6.611	ND	ND	6.611
	9-Aug-2004	8:31	9.081	6.081	3.081	2.325	6.756	ND	ND	6.756
	14-Sep-2004	8:53	9.081	6.081	3.081	2.240	6.841	ND	ND	6.841
	11-Oct-2004	8:26	9.081	6.081	3.081	2.475	6.606	ND	ND	6.606
	11-Nov-2004	11:40	9.081	6.081	3.081	2.584	6.497	ND	ND	6.497
	9-May-2005	9:56	9.081	6.081	3.081	3.125	5.956	ND	ND	5.956
	8-Jun-2005	8:59	9.081	6.081	3.081	2.325	6.756	ND	ND	6.756
	8-Jul-2005	8:10	9.081	6.081	3.081	1.965	7.116	ND	ND	7.116
	19-Aug-2005	9:04	9.081	6.081	3.081	1.650	7.431	ND	ND	7.431
	16-Sep-2005	7:20	9.081	6.081	3.081	2.140	6.941	ND	ND	6.941
	12-Dec-2006	11:45	9.081	6.081	3.081	DRY	DRY	ND	ND	NA
	12-Jan-2007	06:53	9.081	6.081	3.081	DRY	DRY	ND	ND	NA
	12-Feb-2007	08:37	9.081	6.081	3.081	DRY	DRY	ND	ND	NA
	12-May-2008	Bore Destroyed								
WCB7	15-Oct-2002	NR	8.847	7.847	4.847	2.300	6.547	ND	ND	6.547
	5-Mar-2003	NR	8.847	7.847	4.847	2.380	6.467	ND	ND	6.467
Alluvium	14-Apr-2003	10:09	8.847	7.847	4.847	2.891	5.956	ND	ND	5.956
Damplands	9-Dec-2003	Bore Destroyed								
WCB8	15-Oct-2002	NR	7.522	4.522	3.522	0.970	6.552	ND	ND	6.552
	5-Mar-2003	NR	7.522	4.522	3.522	1.010	6.512	ND	ND	6.512
Alluvium	14-Apr-2003	11:17	7.522	4.522	3.522	1.561	5.961	ND	ND	5.961
	9-Dec-2003	12.49	7.522	4.522	3.522	1.530	5.992	ND	ND	5.992
Damplands	9-Jan-2004	8:45	7.522	4.522	3.522	2.110	5.412	ND	ND	5.412
	9-Feb-2004	10:21	7.522	4.522	3.522	1.518	6.004	ND	ND	6.004
	8-Mar-2004	8:50	7.522	4.522	3.522	1.681	5.841	ND	ND	5.841
	8-Apr-2004	8:18	7.522	4.522	3.522	1.870	5.652	ND	ND	5.652
	10-May-2004	10:47	7.522	4.522	3.522	1.684	5.838	ND	ND	5.838
	8-Jun-2004	10:40	7.522	4.522	3.522	0.450	7.072	ND	ND	7.072
	7-Jul-2004	NM	7.522	4.522	3.522	Under water	Under water	NM	NM	NA
	9-Aug-2004	NM	7.522	4.522	3.522	Under water	Under water	NM	NM	NA
	14-Sep-2004	NM	7.522	4.522	3.522	Under water	Under water	NM	NM	NA
	11-Oct-2004	NM	7.522	4.522	3.522	Under water	Under water	NM	NM	NA
	11-Nov-2004	NM	7.522	4.522	3.522	Under water	Under water	NM	NM	NA
	9-May-2005	10:40	7.522	4.522	3.522	0.640	6.882	ND	ND	6.882
	8-Jun-2005	NM	7.522	4.522	3.522	Under water	Under water	ND	ND	NA
	8-Jul-2005	NM	7.522	4.522	3.522	Under water	Under water	ND	ND	NA
	19-Aug-2005	NM	7.522	4.522	3.522	Under water	Under water	ND	ND	NA
	16-Sep-2005	NM	7.522	4.522	3.522	Under water	Under water	ND	ND	NA
	12-Dec-2006	12:14	7.522	4.522	3.522	1.050	6.472	ND	ND	6.472
	12-Jan-2007	7:01	7.522	4.522	3.522	1.375	6.147	ND	ND	6.147
	12-Feb-2007	9:02	7.522	4.522	3.522	1.695	5.827	ND	ND	5.827
	12-May-2008	14:03	7.522	4.522	3.522	0.91	6.612	ND	ND	6.612
WCB9	1-Nov-2001	NR	17.597	7.161	1.161	7.870	9.727	ND	ND	9.727
	15-Oct-2002	NR	17.597	7.161	1.161	7.840	9.757	ND	ND	9.757
Base of	5-Mar-2003	NR	17.597	7.161	1.161	8.150	9.447	ND	ND	9.447
Guildford	14-Apr-2003	12:30	17.597	7.161	1.161	9.017	8.580	ND	ND	8.580
	9-Dec-2003	9:25	17.597	7.161	1.161	7.630	9.967	ND	ND	9.967
Lot 2	9-Jan-2004	12:50	17.597	7.161	1.161	7.900	9.697	ND	ND	9.697
	9-Feb-2004	13:03	17.597	7.161	1.161	8.311	9.286	ND	ND	9.286
	8-Mar-2004	11:21	17.597	7.161	1.161	8.658	8.939	ND	ND	8.939
	8-Apr-2004	10:28	17.597	7.161	1.161	8.920	8.677	ND	ND	8.677
	10-May-2004	11:58	17.597	7.161	1.161	9.161	8.436	ND	ND	8.436
	8-Jun-2004	NR	17.597	7.161	1.161	DRY	DRY	ND	ND	NA
	7-Jul-2004	12:01	17.597	7.161	1.161	8.953	8.644	ND	ND	8.644
	9-Aug-2004	13:30	17.597	7.161	1.161	8.750	8.847	ND	ND	8.847
	14-Sep-2004	10:41	17.597	7.161	1.161	8.245	9.352	ND	ND	9.352
	11-Oct-2004	9:58	17.597	7.161	1.161	8.032	9.565	ND	ND	9.565
	11-Nov-2004	13:38	17.597	7.161	1.161	8.039	9.558	ND	ND	9.558
	9-May-2005	16:13	17.597	7.161	1.161	9.270	8.327	ND	ND	8.327
	8-Jun-2005	12:15	17.597	7.161	1.161	9.100	8.497	ND	ND	8.497
	8-Jul-2005	11:05	17.597	7.161	1.161	8.485	9.112	ND	ND	9.112
	19-Aug-2005	11:22	17.597	7.161	1.161	8.035	9.562	ND	ND	9.562
	16-Sep-2005	9:12	17.597	7.161	1.161	7.585	10.012	ND	ND	10.012
	12-Dec-2006	17:14	17.597	7.161	1.161	8.595	9.002	ND	ND	9.002
	12-Jan-2007	09:10	17.597	7.161	1.161	8.820	8.777	ND	ND	8.777
	12-Feb-2007	11:16	17.597	7.161	1.161	8.945	8.652	ND	ND	8.652
	12-May-2008	12:14	17.597	7.161	1.161	9.05	8.547	ND	ND	8.547
	24-Aug-2009	11:26	17.597	7.161	1.161	9.55	8.047	ND	ND	8.047

Table 8:
Water Level Data, 2000-2010
Former Waste Control Site, Bellevue

Well/Aquifer/ Location	Date Measured	Time Measured	Top of Casing Elevation (m AHD)	Top of Screen Elevation (m AHD)	Bottom of Screen Elevation (m AHD)	Depth to Water (m)	Water Level (m AHD)	Depth to PSH (m)	PSH Thickness (m)	Groundwater Elevation (m AHD)
GROUNDWATER MONITORING WELLS										
WCB11	15-Oct-2002	NR	20.094	15.503	12.503	4.800	15.294	ND	ND	15.294
	15-Oct-2002	NR	20.094	15.503	12.503	5.840	14.254	ND	ND	14.254
Shallow	5-Mar-2003	NR	20.094	15.503	12.503	DRY	DRY	ND	ND	NA
	14-Apr-2003	12:51	20.094	15.503	12.503	DRY	DRY	ND	ND	NA
Lot 2	9-Dec-2003	10:15	20.094	15.503	12.503	6.110	13.984	ND	ND	13.984
	9-Jan-2004	12:12	20.094	15.503	12.503	6.389	13.705	ND	ND	13.705
	9-Feb-2004	13:25	20.094	15.503	12.503	DRY	DRY	ND	ND	NA
	8-Mar-2004	10:51	20.094	15.503	12.503	DRY	DRY	ND	ND	NA
	8-Apr-2004	9:47	20.094	15.503	12.503	DRY	DRY	ND	ND	NA
	10-May-2004	12:13	20.094	15.503	12.503	DRY	DRY	ND	ND	NA
	8-Jun-2004	NR	20.094	15.503	12.503	DRY	DRY	ND	ND	NA
	7-Jul-2004	NR	20.094	15.503	12.503	DRY	DRY	ND	ND	NA
	9-Aug-2004	13:05	20.094	15.503	12.503	6.640	13.454	ND	ND	13.454
	14-Sep-2004	11:02	20.094	15.503	12.503	6.102	13.992	ND	ND	13.992
	11-Oct-2004	10:12	20.094	15.503	12.503	6.145	13.949	ND	ND	13.949
	11-Nov-2004	13:52	20.094	15.503	12.503	6.352	13.742	ND	ND	13.742
	9-May-2005	16:39	20.094	15.503	12.503	DRY	DRY	ND	ND	NA
	8-Jun-2005	12:47	20.094	15.503	12.503	DRY	DRY	ND	ND	NA
	8-Jul-2005	11:29	20.094	15.503	12.503	5.970	14.124	ND	ND	14.124
	19-Aug-2005	11:52	20.094	15.503	12.503	6.070	14.024	ND	ND	14.024
	16-Sep-2005	9:42	20.094	15.503	12.503	5.970	14.124	ND	ND	14.124
	12-May-2008	13:16	20.094	15.503	12.503	DRY	DRY	ND	ND	NA
WCB12	1-Nov-2001	NR	20.225	15.125	7.125	9.270	10.955	ND	ND	10.955
	15-Oct-2002	NR	20.225	15.125	7.125	10.590	9.635	ND	ND	9.635
Regional	5-Mar-2003	NR	20.225	15.125	7.125	8.700	11.525	ND	ND	11.525
	14-Apr-2003	11:53	20.225	15.125	7.125	11.117	9.108	ND	ND	9.108
Oliver St	9-Dec-2003	11:07	20.225	15.125	7.125	DRY	DRY	ND	ND	NA
	9-Jan-2004	8:54	20.225	15.125	7.125	DRY	DRY	ND	ND	NA
	9-Feb-2004	11:14	20.225	15.125	7.125	DRY	DRY	ND	ND	NA
	8-Mar-2004	NR	20.225	15.125	7.125	DRY	DRY	ND	ND	NA
	8-Apr-2004	NR	20.225	15.125	7.125	DRY	DRY	ND	ND	NA
	10-May-2004	11:08	20.225	15.125	7.125	DRY	DRY	ND	ND	NA
	8-Jun-2004	NR	20.225	15.125	7.125	DRY	DRY	ND	ND	NA
	7-Jul-2004	NR	20.225	15.125	7.125	DRY	DRY	ND	ND	NA
	9-Aug-2004	NR	20.225	15.125	7.125	DRY	DRY	ND	ND	NA
	14-Sep-2004	NR	20.225	15.125	7.125	DRY	DRY	ND	ND	NA
	11-Oct-2004	NR	20.225	15.125	7.125	DRY	DRY	ND	ND	NA
	11-Nov-2004	NR	20.225	15.125	7.125	DRY	DRY	ND	ND	NA
	9-May-2005	17:33	20.225	15.125	7.125	NM	DRY	ND	ND	NA
	8-Jun-2005	15:04	20.225	15.125	7.125	DRY	DRY	ND	ND	NA
	8-Jul-2005	14:10	20.225	15.125	7.125	6.560	13.665	ND	ND	13.665
	19-Aug-2005	14:58	20.225	15.125	7.125	DRY	DRY	ND	ND	NA
	16-Sep-2005	13:42	20.225	15.125	7.125	DRY	DRY	ND	ND	NA
	12-May-2008	10:30	20.225	15.125	7.125	DRY	DRY	ND	ND	NA
	24-Mar-2009	12:26	20.225	15.125	7.125	DRY	DRY	ND	ND	NA
	24-Aug-2009	13:00	20.225	15.125	7.125	DRY	DRY	ND	ND	NA
WCB13	1-Nov-2001	NR	20.057	7.503	1.503	10.890	9.167	ND	ND	9.167
	15-Oct-2002	NR	20.057	7.503	1.503	10.850	9.207	ND	ND	9.207
Regional	5-Mar-2003	NR	20.057	7.503	1.503	11.620	8.437	ND	ND	8.437
	14-Apr-2003	12:49	20.057	7.503	1.503	11.880	8.177	ND	ND	8.177
Lot 2	9-Dec-2003	9:00	20.057	7.503	1.503	10.730	9.327	ND	ND	9.327
	9-Jan-2004	12:04	20.057	7.503	1.503	10.958	9.099	ND	ND	9.099
	9-Feb-2004	13:22	20.057	7.503	1.503	11.262	8.795	ND	ND	8.795
	8-Mar-2004	10:43	20.057	7.503	1.503	11.540	8.517	ND	ND	8.517
	8-Apr-2004	9:42	20.057	7.503	1.503	11.825	8.232	ND	ND	8.232
	10-May-2004	12:11	20.057	7.503	1.503	12.026	8.031	ND	ND	8.031
	8-Jun-2004	11:20	20.057	7.503	1.503	12.063	7.994	ND	ND	7.994
	7-Jul-2004	11:10	20.057	7.503	1.503	11.850	8.207	ND	ND	8.207
	9-Aug-2004	13:00	20.057	7.503	1.503	11.615	8.442	ND	ND	8.442
	14-Sep-2004	10:59	20.057	7.503	1.503	11.200	8.857	ND	ND	8.857
	11-Oct-2004	10:14	20.057	7.503	1.503	11.030	9.027	ND	ND	9.027
	11-Nov-2004	13:54	20.057	7.503	1.503	10.962	9.095	ND	ND	9.095
	9-May-2005	16:42	20.057	7.503	1.503	12.160	7.897	ND	ND	7.897
	8-Jun-2005	12:45	20.057	7.503	1.503	11.990	8.067	ND	ND	8.067
	8-Jul-2005	11:25	20.057	7.503	1.503	11.430	8.627	ND	ND	8.627
	19-Aug-2005	11:54	20.057	7.503	1.503	10.950	9.107	ND	ND	9.107
	16-Sep-2005	9:40	20.057	7.503	1.503	10.620	9.437	ND	ND	9.437
	30-Aug-2006	Bore Decommisioned								
WCT1 (*BoG*)	22-Apr-2000	NR	18.621	Unknown	0.849	9.225	9.396	NR	NR	9.396
	30-Aug-2006	Bore Decommisioned								
WCT2	22-Apr-2000	NR	18.420	Unknown	0.700	9.019	9.401	NR	NR	9.401
	1-Nov-2001	NR	18.019	Unknown	0.700	8.360	9.659	NR	NR	9.659
Base of	15-Oct-2002	NR	18.019	Unknown	0.700	8.280	9.739	NR	NR	9.739
Guildford	5-Mar-2003	NR	18.019	Unknown	0.700	NR	NR	NR	NR	NR
	14-Apr-2003	15:58	18.019	Unknown	0.700	9.466	8.553	ND	ND	8.553
Former Waste	9-Dec-2003	13:04	18.019	Unknown	0.700	8.230	9.789	ND	ND	9.789
Control Site	9-Jan-2004	15:42	18.019	Unknown	0.700	8.470	9.549	ND	ND	9.549
	9-Feb-2004	15:24	18.019	Unknown	0.700	8.771	9.248	ND	ND	9.248
	8-Mar-2004	13:20	18.019	Unknown	0.700	9.100	8.919	ND	ND	8.919
	8-Apr-2004	11:45	18.019	Unknown	0.700	9.375	8.644	ND	ND	8.644
	10-May-2004	13:39	18.019	Unknown	0.700	9.609	8.410	ND	ND	8.410
	8-Jun-2004	14:01	18.019	Unknown	0.700	9.680	8.339	ND	ND	8.339
	7-Jul-2004	14:20	18.019	Unknown	0.700	9.430	8.589	ND	ND	8.589
	9-Aug-2004	11:59	18.019	Unknown	0.700	9.210	8.809	ND	ND	8.809
	14-Sep-2004	13:17	18.019	Unknown	0.700	8.689	9.330	ND	ND	9.330
	11-Oct-2004	11:33	18.019	Unknown	0.700	8.508	9.511	ND	ND	9.511
	11-Nov-2004	15:03	18.019	Unknown	0.700	8.507	9.512	ND	ND	9.512
	9-May-2005	11:55	18.019	Unknown	0.700	9.745	8.274	ND	ND	8.274
	8-Jun-2005	13:11	18.019	Unknown	0.700	9.575	8.444	ND	ND	8.444
	8-Jul-2005	12:26	18.019	Unknown	0.700	8.950	9.069	ND	ND	9.069
	19-Aug-2005	12:58	18.019	Unknown	0.700	8.480	9.539	ND	ND	9.539
	16-Sep-2005	13:52	18.019	Unknown	0.700	8.025	9.994	ND	ND	9.994
	30-Aug-2006	Bore Decommisioned								

Table 8:
Water Level Data, 2000-2010
Former Waste Control Site, Bellevue

Well/Aquifer/ Location	Date Measured	Time Measured	Top of Casing Elevation (m AHD)	Top of Screen Elevation (m AHD)	Bottom of Screen Elevation (m AHD)	Depth to Water (m)	Water Level (m AHD)	Depth to PSH (m)	PSH Thickness (m)	Groundwater Elevation (m AHD)
GROUNDWATER MONITORING WELLS										
WCT3	22-Apr-2000	NR	19.520	Unknown	1.797	10.421	9.099	NR	NR	9.099
	1-Nov-2001	NR	19.131	Unknown	1.797	9.720	9.411	9.640	0.080	9.411
Base of	15-Oct-2002	NR	19.131	Unknown	1.797	9.730	9.401	NR	NR	9.401
Guildford	5-Mar-2003	NR	19.131	Unknown	1.797	NR	NR	NR	NR	NR
	14-Apr-2003	14:03	19.131	Unknown	1.797	10.807	8.324	ND	ND	8.324
Former Waste	9-Dec-2003	15:10	19.131	Unknown	1.797	9.600	9.531	ND	ND	9.531
Control Site	9-Jan-2004	13:47	19.131	Unknown	1.797	9.840	9.291	ND	ND	9.291
	9-Feb-2004	14:25	19.131	Unknown	1.797	10.140	8.991	ND	ND	8.991
	8-Mar-2004	12:36	19.131	Unknown	1.797	10.450	8.681	ND	ND	8.681
	8-Apr-2004	11:33	19.131	Unknown	1.797	10.730	8.401	ND	ND	8.401
	10-May-2004	13:00	19.131	Unknown	1.797	10.957	8.174	ND	ND	8.174
	8-Jun-2004	13:22	19.131	Unknown	1.797	10.990	8.141	ND	ND	8.141
	7-Jul-2004	13:57	19.131	Unknown	1.797	10.770	8.361	ND	ND	8.361
	9-Aug-2004	11:22	19.131	Unknown	1.797	10.560	8.571	ND	ND	8.571
	14-Sep-2004	12:56	19.131	Unknown	1.797	10.078	9.053	ND	ND	9.053
	11-Oct-2004	10:35	19.131	Unknown	1.797	9.903	9.228	ND	ND	9.228
	11-Nov-2004	14:20	19.131	Unknown	1.797	9.888	9.243	ND	ND	9.243
	9-May-2005	14:00	19.131	Unknown	1.797	11.080	8.051	ND	ND	8.051
	8-Jun-2005	14:26	19.131	Unknown	1.797	10.915	8.216	ND	ND	8.216
	8-Jul-2005	12:36	19.131	Unknown	1.797	10.335	8.796	ND	ND	8.796
	19-Aug-2005	13:11	19.131	Unknown	1.797	9.850	9.281	ND	ND	9.281
	16-Sep-2005	14:03	19.131	Unknown	1.797	9.460	9.671	ND	ND	9.671
	30-Aug-2006	Bore Decommisioned								
NEIGHBOURHOOD BORES										
	19-Aug-2005	14:38	20.111	Unknown	Unknown	11.075	9.036	ND	ND	9.036
NB01 (A&P)	16-Sep-2005	13:25	20.111	Unknown	Unknown	10.820	9.291	ND	ND	9.291
	19-Aug-2005	15:30	17.141	Unknown	Unknown	NM	NM	NM	NM	NA
NB02 (Austral)	16-Sep-2005	12:50	17.141	Unknown	Unknown	8.600	8.541	NM	NM	8.541
NB03 (Vale)	16-Sep-2005	11:35	16.631	Unknown	Unknown	4.290	12.341	NM	NM	12.341
NB04 (Wyatt)	16-Sep-2005	12:15	NS	Unknown	Unknown	2.380	NM	NM	NM	NS
NB05 (RSL)	9-Sep-2005	12:00	19.246	Unknown	Unknown	3.426	15.820	NM	NM	15.820
STAFF GAUGES										
SG01 (Pond)	9-May-2005	15:45	8.688	NA	NA	DRY	DRY	NA	NA	NA
	8-Jun-2005	9:32	8.688	NA	NA	0.920	7.768	NA	NA	7.768
	8-Jul-2005	8:47	8.688	NA	NA	0.860	7.828	NA	NA	7.828
	19-Aug-2005	9:40	8.688	NA	NA	0.855	7.833	NA	NA	7.833
	16-Sep-2005	7:50	8.688	NA	NA	0.910	7.778	NA	NA	7.778
	12-Dec-2006	12:50	8.688	NA	NA	DRY	DRY	NA	NA	NA
	12-Jan-2007	07:12	8.688	NA	NA	DRY	DRY	NA	NA	NA
	12-Feb-2007	08:49	8.688	NA	NA	DRY	DRY	NA	NA	NA
	12-May-2008	14:39	8.688	NA	NA	DRY	DRY	NA	NA	NA
	24-Mar-2009		8.688	NA	NA	DRY	DRY	NA	NA	NA
	24-Aug-2009	17:36	8.688	NA	NA	0.905	7.783	NA	NA	7.783
SG02 (Pond)	9-May-2005	15:56	7.978	NA	NA	1.050	6.928	NA	NA	6.928
	8-Jun-2005	9:52	7.978	NA	NA	0.205	7.773	NA	NA	7.773
	8-Jul-2005	9:02	7.978	NA	NA	0.145	7.833	NA	NA	7.833
	19-Aug-2005	10:00	7.978	NA	NA	0.135	7.843	NA	NA	7.843
	16-Sep-2005	8:04	7.978	NA	NA	0.195	7.783	NA	NA	7.783
	12-Dec-2006	12:40	7.978	NA	NA	DRY	DRY	NA	NA	N/A
	12-Jan-2007	12:41	7.978	NA	NA	DRY	DRY	NA	NA	N/A
	12-Feb-2007	08:51	7.978	NA	NA	DRY	DRY	NA	NA	NA
	12-May-2008	14:32	7.978	NA	NA	1.32	6.658	NA	NA	NA
	24-Mar-2009		7.978	NA	NA	DRY	DRY	NA	NA	NA
	24-Aug-2009	16:50	7.978	NA	NA	stake+13cm	DRY	NA	NA	NA
SG03 (Pond)	9-May-2005	15:58	7.886	NA	NA	0.960	6.926	NA	NA	6.926
	8-Jun-2005	10:00	7.886	NA	NA	0.120	7.766	NA	NA	7.766
	8-Jul-2005	9:10	7.886	NA	NA	0.055	7.831	NA	NA	7.831
	19-Aug-2005	10:05	7.886	NA	NA	0.050	7.836	NA	NA	7.836
	16-Sep-2005	8:08	7.886	NA	NA	0.105	7.781	NA	NA	7.781
	12-Dec-2005	12:20	7.886	NA	NA	DRY	DRY	NA	NA	N/A
	12-Jan-2007	07:03	7.886	NA	NA	DRY	DRY	NA	NA	N/A
	12-Feb-2007	08:52	7.886	NA	NA	DRY	DRY	NA	NA	NA
	15-Oct-2008	11:20	7.886	NA	NA	0.595	7.291	NA	NA	7.291
	24-Mar-2009		7.886	NA	NA	DRY	DRY	NA	NA	NA
	24-Aug-2009	16:49				stake +7cm				

Table 8:
Water Level Data, 2000-2010
Former Waste Control Site, Bellevue

Well/Aquifer/ Location	Date Measured	Time Measured	Top of Casing Elevation (m AHD)	Top of Screen Elevation (m AHD)	Bottom of Screen Elevation (m AHD)	Depth to Water (m)	Water Level (m AHD)	Depth to PSH (m)	PSH Thickness (m)	Groundwater Elevation (m AHD)
GROUNDWATER MONITORING WELLS										
SG04 (River)	9-May-2005	17:50	7.528	NA	NA	1.500	6.028	NA	NA	6.028
	8-Jun-2005	11:07	7.528	NA	NA	0.980	6.548	NA	NA	6.548
Downstream	8-Jul-2005	10:35	7.528	NA	NA	0.910	6.618	NA	NA	6.618
	19-Aug-2005	10:55	7.528	NA	NA	Destroyed	Destroyed	NA	NA	NA
	12-May-2008	15:00	7.528			Star picket bent				
	24-Mar-2009		7.528	NA	NA	DRY	DRY	NA	NA	NA
SG05 (River)	9-May-2005	17:45	12.261	NA	NA	6.230	6.031	NA	NA	6.031
	8-Jun-2005	11:15	12.261	NA	NA	5.730	6.531	NA	NA	6.531
Downstream	8-Jul-2005	10:40	12.261	NA	NA	5.680	6.581	NA	NA	6.581
	19-Aug-2005	11:00	12.261	NA	NA	5.360	6.901	NA	NA	6.901
	16-Sep-2005	9:00	12.261	NA	NA	5.890	6.371	NA	NA	6.371
	12-Dec-2006	18:50	12.261	NA	NA	5.275	6.986	NA	NA	6.986
	12-Jan-2007	06:25	12.261	NA	NA	5.310	6.951	NA	NA	6.951
	12-Feb-2007	08:25	12.261	NA	NA	5.560	6.701	NA	NA	6.701
	15-Oct-2008	8:20	12.261	NA	NA	4.94	7.321	NA	NA	7.321
	24-Mar-2009		12.261	NA	NA	DRY	DRY	NA	NA	NA
	24-Aug-2009	7:55	12.261	NA	NA	5.330	6.931	NA	NA	6.931
	21-Sep-2009	12:00	12.261	NA	NA	5.430	6.831	NA	NA	6.831
	28-Jul-2010	12:32	12.261	NA	NA	5.855	6.406	NA	NA	6.406
SG06 (River)	9-May-2005	16:05	7.067	NA	NA	1.030	6.037	NA	NA	6.037
	8-Jun-2005	9:07	7.067	NA	NA	0.150	6.917	NA	NA	6.917
Mid	8-Jul-2005	8:16	7.067	NA	NA	0.080	6.987	NA	NA	6.987
	19-Aug-2005	9:16	7.067	NA	NA	Under water	Under water	NA	NA	NA
	16-Sep-2005	7:33	7.067	NA	NA	0.365	6.702	NA	NA	6.702
	12-Dec-2006	12:02	7.067	NA	NA	0.850	6.217	NA	NA	6.217
	12-Jan-2007	06:35	7.067	NA	NA	1.120	5.947	NA	NA	5.947
	12-Feb-2007	08:32	7.067	NA	NA	1.460	5.607	NA	NA	5.607
	15-Oct-2008	9:23	7.067	NA	NA	0.53	6.537	NA	NA	6.537
	24-Mar-2009		7.067	NA	NA	DRY	DRY	NA	NA	NA
	24-Aug-2009	16:22	7.067			stake+10cm				
	21-Sep-2009	11:17	7.067			0.010	7.057			7.057
	28-Jul-2010	11:58	7.067	NA	NA	0.495	6.572	NA	NA	6.572
SG07 (River)	9-May-2005	16:03	7.794	NA	NA	1.530	6.264	NA	NA	6.264
	8-Jun-2005	9:16	7.794	NA	NA	0.715	7.079	NA	NA	7.079
Upstream	8-Jul-2005	8:24	7.794	NA	NA	0.650	7.144	NA	NA	7.144
	19-Aug-2005	9:30	7.794	NA	NA	0.290	7.504	NA	NA	7.504
	16-Sep-2005	7:42	7.794	NA	NA	0.840	6.954	NA	NA	6.954
	12-Dec-2006	19:00	7.794	NA	NA	1.290	6.504	NA	NA	6.504
	12-Jan-2007	6:42	7.794	NA	NA	1.540	6.254	NA	NA	6.254
	12-Feb-2007	8:35	7.794	NA	NA	DRY	DRY	NA	NA	NA
	12-May-2008	14:47	7.794	NA	NA	DRY	DRY	NA	NA	NA
	15-Oct-08	10:05	7.794	NA	NA	1.025	DRY	NA	NA	6.769
	24-Mar-2009		7.794	NA	NA	DRY	DRY	NA	NA	NA
	24-Aug-2009	16:21	7.794	NA	NA	0.455	7.339	NA	NA	7.339
	21-Sep-2009	10:40	7.794	NA	NA	0.595	7.199	NA	NA	7.199
	28-Jul-2010	11:02	7.794	NA	NA	1.005	6.789	NA	NA	6.789

ND: Not detected
NA: Not applicable
NR: Not recorded
NM: Not measured
NS: Not surveyed (perched water)
BoG: Base of Guidlford
Groundwater elevations take into account the presence of NAPL, where detected, using NAPL density = 0.81 g/mL
* denotes water levels taken just after installation

Table 9A:
Vertical Hydraulic Gradients: Regional Watertable - Base of Guildford Formation (2000-2010)

Regional Water Table to Base of Guildford														
Well Pairs	Groundwater Level (m AHD)													Gradient Trend
	May-05	Jun-05	Jul-05	Aug-05	Sep-05	Dec-06	Jan-07	Feb-07	Mar-08	May-08	Mar-09	Aug-09	May-10	
MW22i	8.180	8.340	8.950	9.440	9.880	8.880	8.675	8.415	8.295	8.255	8.607	8.710	8.090	
MW25	8.180	8.330	8.920	9.420	9.840	8.858	8.653	8.413	8.333	8.243	8.565	8.683	8.083	
Vertical Gradient	***0.000***	***-0.001***	***-0.004***	***-0.003***	***-0.006***	***-0.003***	***-0.003***	***0.000***	***0.005***	***-0.002***	***-0.006***	***-0.004***	***-0.001***	***Weak Downward***
MWG59						8.251	8.061	7.806		7.731	7.771	8.331		
MWG58						8.262	8.082	7.827		7.747	7.947	8.352		
Vertical Gradient						***0.002***	***0.003***	***0.003***		***0.003***	***0.029***	***0.003***		
MWG49				8.757	8.987	8.047	7.857	7.597			7.707	8.287	7.457	
MWG48				8.749	8.976	8.039	7.849	7.589			7.549	8.279	7.419	
Vertical Gradient				***-0.001***	***-0.001***	***-0.001***	***-0.001***	***-0.001***			***-0.001***	***-0.001***	***-0.004***	***Weak Downward***
MWG51				9.035	9.470	8.535	8.375	8.130		7.975	9.300	8.435		
MWG50				9.039	9.469	8.529	8.364	8.119		7.979	9.274	8.439		
Vertical Gradient						***-0.001***	***-0.002***	***-0.002***		***0.001***	***-0.004***	***0.001***		
MWG57						8.019	7.824	7.569		7.499	7.643	8.229		
MWG55						8.007	7.807	7.547		7.527	7.527	8.262		
Vertical Gradient						***-0.002***	***-0.003***	***-0.004***		***0.005***	***-0.166***	***0.006***		
MWG72									7.899	7.749	7.989	8.314		
MWG71									7.905	7.755	8.005	8.330		
Vertical Gradient									***0.001***	***0.001***	***0.003***	***0.003***		
MWG81									8.144	7.944	8.254	7.277		
MWG80									8.129	7.929	8.224	8.277		
Vertical Gradient									***-0.002***	***-0.002***	***-0.004***	***-0.022***		
MWG84									8.040	7.880	8.140	8.409		
MWG83									8.023	7.863	8.128	8.399		
Vertical Gradient									***-0.003***	***-0.003***	***-0.002***	***0.000***		
MWG91A												8.385	7.405	
MWG91C												8.383	7.391	
Vertical Gradient												***0.000***	***-0.003***	***Weak Downward***

Table 9B:
Vertical Hydraulic Gradients: Base of Guildford Formation - Leederville Formation (2000-2010)

Base of Guildford to Leederville														
Well Pairs	Groundwater Level (m AHD)													Gradient Trend
	May-05	Jun-05	Jul-05	Aug-05	Sep-05	Dec-06	Jan-07	Feb-07	Mar-08	May-08	Mar-09	Aug-09	May-10	
MWG46	8.920	9.170	9.870	10.310	11.040	9.656	9.401	9.141		9.071	9.308	9.681	8.841	
MWG45	8.920	9.150	9.860	10.300	10.750	9.654	9.409	9.144		9.074	9.074	9.699	8.834	
Vertical Gradient	***0.000***	***-0.003***	***-0.001***	***-0.001***	***-0.039***	***0.000***	***0.001***	***0.000***		***0.000***	***-0.010***	***0.002***	***-0.001***	***Weak Downward***
MWG48			8.589	8.749	8.976	8.039	7.849	7.589		7.549	7.697	8.279	7.419	
MWG47			8.498	8.833	9.013	8.058	7.853	7.583		7.613	7.683	8.393	7.403	
Vertical Gradient			***-0.010***	***0.009***	***-0.004***	***0.002***	***0.000***	***-0.001***		***0.007***	***-0.001***	***0.012***	***-0.002***	***Weak Downward***
MWG70									7.712	7.617	7.807	7.277	8.457	
MWG69									7.707	7.607	7.697	8.277	8.452	
Vertical Gradient									***-0.001***	***-0.002***	***-0.018***	***0.165***	***-0.001***	***Weak Downward***
MWG75									7.282	7.312	7.334	8.182		
MWG76									6.825	7.015	6.880	8.065		
Vertical Gradient									***-0.128***	***-0.083***	***-0.127***	***-0.033***		
MWG82										8.655	7.935	8.260		
MW35										7.672	7.872	8.327		
Vertical Gradient										***-0.071***	***-0.005***	***0.005***		

Table 9C:
Vertical Hydraulic Gradients: Standing Water - Alluvium (2000-2010)

Standing Water to Alluvium														
Well Pairs	Groundwater Level (m AHD)													Gradient Trend
	May-05	Jun-05	Jul-05	Aug-05	Sep-05	Dec-06	Jan-07	Feb-07	Mar-08	May-08	Mar-09	Aug-09	May-10	
SG06	6.040	6.920	6.990	NA	6.700									
WCB05	6.070	6.990	7.140	7.510	6.860									
Vertical Gradient	***0.174***	***0.406***	***0.870***		***0.928***									
SG06	6.037	6.917	6.987	NA	6.702	6.217	5.947	5.607		5.827	-	7.057	6.789	
MW36	6.425	7.015	7.535	7.790	7.565	6.670	6.465	6.130		6.405	5.945	7.66	6.135	
Vertical Gradient	***0.034***	***0.009***	***0.048***		***0.076***	***0.040***	***0.046***	***0.046***		***0.051***		***0.053***	***-0.058***	***Strong Downward***
SG02	6.930	7.770	7.830	7.840	7.780					6.658	-			
WCB02	6.570	7.160	7.720	7.960	7.750					6.541	6.231			
Vertical Gradient	***-0.054***	***-0.091***	***-0.016***	***0.018***	***-0.004***					***-0.018***				
SG03	6.926									6.626				
WCB08	6.882									6.612				
Vertical Gradient	***-0.016***									***-0.005***				
SG07	6.264	7.079	7.144	7.504	6.954									
WCB04	6.197	7.047	7.247	7.592	7.062									
Vertical Gradient	***-0.026***	***-0.012***	***0.040***	***0.034***	***0.042***									

Golder Associates

November 2011

Table 10: Field Water Quality Results

Well number	Eh (mV)	Temp (^oC)	pH (units)	Conductivity (µS/cm)	Dissolved O_2 (mg/L)	Colour	Sheen	Odour	flow rate (mL/min)	water level (m bgl)	Pump type
MW21i	-48	21	6.32	1935	0.71	Grey	Y	Y (strong HC)	40	10.735	Submersible
MW22i	-111	18.3	6.88	2300	0.73	Light Brown	N	Y (Chemical)	65	11.485	Submersible
MW23i	-113	22.8	6.76	1149	0.74	Light Grey	N	Y (slight HC)	110	12.17	Submersible
MW25	151	20.5	5.63	884	0.39	N	N	Y(slight chemical)	240	10.76	Submersible
MW36	-3	19.5	5.98	1970	0.29	N	N	N	250	3.05	Peri
MW42	140	20.1	5.76	886	1.77	N	N	Y (sweet/chlorine)	180	10.05	Submersible
MW45	-89	21.6	6.15	3530	0.31	N	N	Y (slight sulfur)	220	7.46	Submersible
MW46	75	21.1	6.22	407	0.5	N	N	N	180	7.45	Submersible
MWG47	1	20.4	6.03	1986	2.84	N	N	Y (slight sulfur)	200	12.49	Submersible
MWG48	166	20.7	5.83	1152	0.4	N	N	N	260	12.56	Submersible
MWG49	139	20	5.7	1180	1.19	N	N	Y (slight organic)	140	12.64	Submersible
MWG54	134	24.2	6.68	627	4.91	N	N	N	40	11.32	Submersible
MWG57	226	19.2	5.01	615	3.48	N	N	N	120	11.91	Submersible
MWG59	157	20.5	5.31	550	1.62	N	N	N	60	12.39	Submersible
MWG60	54	18.9	5.96	1272	0.23	N	N	N	280	2.15	Peri
MWG62	264	19.5	4.75	1570	1.64	N	N	N	260	8.05	Submersible
MWG63	239	20.4	5.16	635	2.17	N	N	N	140	8.58	Submersible
MWG64	-87	22.7	6.68	1457	0.66	N	Y	Y (TPH)	130	11.42	Submersible
MWG65	149	21.9	5.78	984	0.79	N	N	N	100	12.39	Submersible
MWG66	14	19.3	5.66	673	0.24	N	N	Y (sulfur)	260	2.705	Peri
MWG68	48	18.3	5.28	659	0.17	N	N	Y (slight sulfur)	260	2.565	Peri
MWG69	147	21	5.72	646	0.4	N	N	N	280	12.495	Submersible
MWG70	188	21	5.35	609	2.27	N	N	N	180	12.56	Submersible
MWG91A	154	20.1	5.79	635	2.01	N	N	N	180	12.13	Submersible
MWG91B	175	20.5	5.72	623	2.49	N	N	N	180	12.09	Submersible
MWG91C	183	21.7	5.43	861	1	N	N	N	220	12.04	Submersible
SG05	54	14	6.81	636	5.45	N	N	N	300	5.85 m AHD	Peri
SG06	49	13.7	6.87	633	5.53	N	N	N	300	0.495 m AHD	Peri
SG07	27	13.5	6.9	647	6.57	N	N	N	300	1.005 m AHD	Peri

Table 11: Field Calibration Checks

Date	Equipment Number	pH Calibration Check		Conductivity Calibration Check (mS/cm)
		pH 4 Solution	pH 7 Solution	2.76mS/cm Solution
Golder Acceptable range		**3.7 to 4.3**	**6.7 to 7.3**	**2.48 to 3.04**
24/5/2010 AM	90FLMV U5439	4.03	7.02	2.67
24/5/2010 PM	90FLMV U5439	4.07	7.08	2.93
25/5/2010 AM	90FLMV U5439	4.10	7.18	2.92
25/5/2010 PM	90FLMV U5439	4.06	7.09	2.78
26/5/2010 AM	90FLMV U5439	4.07	7.17	2.83
26/5/2010 PM	90FLMV U5439	4.04	6.89	2.72
27/5/2010 AM	90FLMV U5439	4.00	6.98	2.79
27/5/2010 PM	90FLMV U5439	4.24	7.27	2.80
31/5/2010 AM	90FLMV U5439	4.07	7.15	2.81
31/5/2010 PM	90FLMV U5439	4.15	7.29	2.77
1/6/2010 AM	90FLMV U5439	4.09	7.17	2.84
1/6/2010 PM	90FLMV U5439	3.99	7.10	2.80
2/6/2010 AM	90FLMV U5439	4.09	7.20	2.80
2/6/2010 PM	90FLMV U5439	3.99	6.94	2.76
28/7/2010 AM	90FLMV U5431	4.15	7.13	2.84
28/7/2010 PM	90FLMV U5431	4.10	6.95	2.70

Table 12: RPDs for Groundwater Duplicate Samples

Greater than 50% RPD
Greater than 50% RPD but difference between results is <10x LOR
Greater than 50% RPD but due to differences in LOR between laboratories

		SDG	M100729	M100729		M100734	M100734		M100746	M100746		M101045	M101045		M100729	Interlab_D	
		Location Code	MW42	MW42		MW22i	MW22i		MWG66	MWG66		SG05	SG05		MW42	MW42	
		Field_ID	Q5241-01	Q5241-02	RPD	Q5243-03	Q5243-04	RPD	Q5244-03	Q5244-04	RPD	Q6064-03	Q6064-04	RPD	Q5241-01	Q5242-01	RPD
		Sampled_Date-Time	31/05/2010	31/05/2010		1/06/2010	1/06/2010		2/06/2010	2/06/2010		28/07/2010	28/07/2010		31/05/2010	31/05/2010	
Chem_Group	**ChemName**	**Units**	**EQL**														
Halogenated Benzenes	1,2,3-Trichlorobenzene	mg/l	0.001 : 0.005 (Interlab)	<0.001	<0.001	<50	<0.001	<0.001	<50				<0.001	<0.001	<50	<0.001	<0.005	133
	1,2,4-Trichlorobenzene	mg/l	0.001 : 0.005 (Interlab)	<0.001	<0.001	<50	<0.001	<0.001	<50				<0.001	<0.001	<50	<0.001	<0.005	133
	1,2-Dichlorobenzene	mg/l	0.001 : 0.005 (Interlab)	<0.001	<0.001	<50	0.004	0.003	29				<0.001	<0.001	<50	<0.001	<0.005	133
	1,3-Dichlorobenzene	mg/l	0.001 : 0.005 (Interlab)	<0.001	<0.001	<50	<0.001	<0.001	<50				<0.001	<0.001	<50	<0.001	<0.005	133
	1,4-Dichlorobenzene	mg/l	0.001 : 0.005 (Interlab)	<0.001	<0.001	<50	0.001	0.001	<50				<0.001	<0.001	<50	<0.001	<0.005	133
	2-Chlorotoluene	mg/l	0.001 : 0.005 (Interlab)	<0.001	<0.001	<50	<0.001	<0.001	<50				<0.001	<0.001	<50	<0.001	<0.005	133
	4-Chlorotoluene	mg/l	0.001 : 0.005 (Interlab)	<0.001	<0.001	<50	<0.001	<0.001	<50				<0.001	<0.001	<50	<0.001	<0.005	133
	Bromobenzene	mg/l	0.0001 : 0.005 (Interlab)	<0.0001	<0.0001	<50	<0.0001	<0.0001	<50				<0.001	<0.001	<50	<0.0001	<0.005	192
	Bromobenzene	mg/l	0.001 : 0.005 (Interlab)	<0.001	<0.001	<50	<0.001	<0.001	<50				<0.0001	<0.0001	<50	<0.001	<0.005	133
	Chlorobenzene	mg/l	0.001 : 0.005 (Interlab)	<0.001	<0.001	<50	0.008	0.007	13				<0.001	<0.001	<50	<0.001	<0.005	133
Heavy Metals	Aluminium	mg/l	0.001				0.035	0.04	13	0.009	0.006	40	0.11	0.11	0			
	Arsenic	mg/l	0.0005				0.0047	0.0051	8	0.0005	0.0005	0	<0.0005	<0.0005	<50			
	Cadmium	mg/l	0.0002				<0.0002	<0.0002	<50	<0.0002	<0.0002	<50	<0.0001	<0.0001	<50			
	Chromium	mg/l	0.001				<0.001	<0.001	<50	<0.001	<0.001	<50	<0.001	<0.001	<50			
	Copper	mg/l	0.001				0.001	0.001	<50	0.001	<0.001	<50	0.001	0.001	<50			
	Iron	mg/l	0.001				7.6	7.9	4	1.1	1.1	0	1.1	1.1	0			
	Lead	mg/l	0.001				<0.001	<0.001	<50	<0.001	<0.001	<50	<0.001	<0.001	<50			
	Manganese	mg/l	0.001				0.071	0.074	4	0.11	0.11	0	0.034	0.034	0			
	Mercury	mg/l	6e-005				<0.00006	<0.00006	<50	<0.00006	<0.00006	<50	<0.00005	<0.00005	<50			
	Nickel	mg/l	0.001				0.001	0.002	67	<0.001	<0.001	<50	<0.001	<0.001	<50			
	Zinc	mg/l	0.001				0.003	0.002	40	0.002	0.002	0	0.002	0.002	0			
MAH	1,2,4-trimethylbenzene	mg/l	0.001 : 0.005 (Interlab)	<0.001	<0.001	<50	0.2	0.14	35				<0.001	<0.001	<50	<0.001	<0.005	133
	1,3,5-Trimethylbenzene	mg/l	0.001 : 0.005 (Interlab)	<0.001	<0.001	<50	0.071	0.048	39				<0.001	<0.001	<50	<0.001	<0.005	133
	Benzene	mg/l	0.001	<0.001	<0.001	<50	0.012	0.01	18				<0.001	<0.001	<50	<0.001	<0.001	<50
	Ethylbenzene	mg/l	0.001 : 0.002 (Interlab)	<0.001	<0.001	<50	0.47	0.39	19				<0.001	<0.001	<50	<0.001	<0.002	67
	Isopropylbenzene	mg/l	0.001 : 0.005 (Interlab)	<0.001	<0.001	<50	0.014	0.009	43				<0.001	<0.001	<50	<0.001	<0.005	133
	n-Butylbenzene	mg/l	0.001 : 0.005 (Interlab)	<0.001	<0.001	<50	<0.001	<0.001	<50				<0.001	<0.001	<50	<0.001	<0.005	133
	n-Propylbenzene	mg/l	0.001 : 0.005 (Interlab)	<0.001	<0.001	<50	**0.032**	**0.018**	**56**				<0.001	<0.001	<50	<0.001	<0.005	133
	p-Isopropyltoluene	mg/l	0.001 : 0.005 (Interlab)	<0.001	<0.001	<50	0.038	0.035	8				<0.001	<0.001	<50	<0.001	<0.005	133
	sec-Butylbenzene	mg/l	0.001 : 0.005 (Interlab)	<0.001	<0.001	<50	0.003	<0.001	100				<0.001	<0.001	<50	<0.001	<0.005	133
	Styrene	mg/l	0.001 : 0.005 (Interlab)	<0.001	<0.001	<50	<0.001	<0.001	<50				<0.001	<0.001	<50	<0.001	<0.005	133
	tert-Butylbenzene	mg/l	0.001 : 0.005 (Interlab)	<0.001	<0.001	<50	<0.001	<0.001	<50				<0.001	<0.001	<50	<0.001	<0.005	133
	Toluene	mg/l	0.001 : 0.002 (Interlab)	<0.001	<0.001	<50	0.006	0.006	0				<0.001	<0.001	<50	<0.001	<0.002	67
	Xylenes (m & p)	mg/l	0.001 : 0.002 (Interlab)	<0.001	<0.001	<50	0.23	0.21	9				<0.001	<0.001	<50	<0.001	<0.002	67
	Xylene (o)	mg/l	0.001 : 0.002 (Interlab)	<0.001	<0.001	<50	0.1	0.089	12				<0.001	<0.001	<50	<0.001	<0.002	67
PAH	Naphthalene	mg/l	0.001 : 0.007 (Interlab)	<0.001	<0.001	<50	0.027	0.028	4				<0.001	<0.001	<50	<0.001	<0.007	125
Sample Quality Parameters	Nitrate (as N)	mg/l	0.001										0.45	0.45	0			
Total Petroleum Hydrocarbons	Total C6-C36	mg/l	0.05	<0.05	<0.05	<50	3.3	2.9	13				<0.05	<0.05	<50	<0.05		
	TPH C 6 - C 9 Fraction	mg/l	0.01 : 0.02 (Interlab)	<0.01	<0.01	<50	1.1	0.96	14				<0.01	<0.01	<50	**<0.01**	**0.25**	**192**
	TPH C10 - C14 Fraction	mg/l	0.01 : 0.05 (Interlab)	<0.01	<0.01	<50	2.1	1.9	10				<0.01	<0.01	<50	<0.01	<0.05	133
	TPH C15 - C28 Fraction	mg/l	0.05 : 0.1 (Interlab)	<0.05	<0.05	<50	0.05	0.05	0				<0.05	<0.05	<50	**<0.05**	**0.67**	**186**
	TPH C29-C36 Fraction	mg/l	0.05	<0.05	<0.05	<50	<0.05	<0.05	<50				<0.05	<0.05	<50	<0.05	0.16	105
Volatile Organic Compounds	1,1,1,2-Tetrachloroethane	mg/l	0.001 : 0.005 (Interlab)	<0.001	<0.001	<50	<0.001	<0.001	<50				<0.001	<0.001	<50	<0.001	<0.005	133
	1,1,1-Trichloroethane	mg/l	0.001 : 0.005 (Interlab)	<0.001	<0.001	<50	<0.001	<0.001	<50				<0.001	<0.001	<50	<0.001	<0.005	133
	1,1,2,2-Tetrabromoethane	mg/l	0.0001 : 0.001 (Interlab)	<0.0001	<0.0001	<50	<0.0001	<0.0001	<50				<0.0001	<0.0001	<50	<0.0001	<0.001	163
	1,1,2,2-Tetrachloroethane	mg/l	0.001 : 0.005 (Interlab)	<0.001	<0.001	<50	<0.001	<0.001	<50				<0.001	<0.001	<50	<0.001	<0.005	133
	1,1,2-Tribromoethane	mg/l	0.0001	<0.0001	<0.0001	<50	<0.0001	<0.0001	<50				<0.0001	<0.0001	<50	<0.0001		
	1,1,2-Trichloroethane	mg/l	0.001 : 0.005 (Interlab)	<0.001	<0.001	<50	<0.001	<0.001	<50				<0.001	<0.001	<50	<0.001	<0.005	133
	1,1-Dichloroethane	mg/l	0.001 : 0.005 (Interlab)	0.004	0.005	22	**0.041**	**0.02**	**69**				<0.001	<0.001	<50	0.004	<0.005	46
	1,1-Dichloroethene	mg/l	0.001 : 0.005 (Interlab)	<0.001	<0.001	<50	0.003	0.002	40				<0.001	<0.001	<50	<0.001	<0.005	133
	1,1-Dichloropropene	mg/l	0.001 : 0.005 (Interlab)	<0.001	<0.001	<50	<0.001	<0.001	<50				<0.001	<0.001	<50	<0.001	<0.005	133
	1,2,3-Trichloropropane	mg/l	0.001 : 0.005 (Interlab)	<0.001	<0.001	<50	<0.001	<0.001	<50				<0.001	<0.001	<50	<0.001	<0.005	133
	1,2-Dibromo-3-chloropropane	mg/l	0.001 : 0.005 (Interlab)	<0.001	<0.001	<50	<0.001	<0.001	<50				<0.001	<0.001	<50	<0.001	<0.005	133
	1,2-Dibromo-3-chloropropane	mg/l	0.0001 : 0.005 (Interlab)	<0.0001	<0.0001	<50	<0.0001	<0.0001	<50				<0.0001	<0.0001	<50	<0.0001	<0.005	133
	1,2-Dibromoethane	mg/l	0.001 : 0.005 (Interlab)	<0.001	<0.001	<50	<0.001	<0.001	<50				<0.001	<0.001	<50	<0.001	<0.005	133
	1,2-Dibromoethane	mg/l	0.0001 : 0.005 (Interlab)	<0.0001	<0.0001	<50	<0.0001	<0.0001	<50				<0.0001	<0.0001	<50	<0.0001	<0.005	133
	cis- & trans-1,2-Dibromoethene	mg/l	0.0001	0.0008	0.0006	29	<0.0001	<0.0001	<50				<0.0001	<0.0001	<50	0.0008	0.00111	32
	1,2-Dichloroethane	mg/l	0.001 : 0.005 (Interlab)	<0.001	<0.001	<50	0.003	0.003	0				<0.001	<0.001	<50	<0.001	<0.005	133
	1,2-Dichloropropane	mg/l	0.001 : 0.005 (Interlab)	<0.001	<0.001	<50	<0.001	<0.001	<50				<0.001	<0.001	<50	<0.001	<0.005	133
	1,3-Dichloropropane	mg/l	0.001 : 0.005 (Interlab)	<0.001	<0.001	<50	<0.001	<0.001	<50				<0.001	<0.001	<50	<0.001	<0.005	133
	2,2-Dichloropropane	mg/l	0.001 : 0.005 (Interlab)	<0.001	<0.001	<50	<0.001	<0.001	<50				<0.001	<0.001	<50	<0.001	<0.005	133
	Bromochloromethane	mg/l	0.001	<0.001	<0.001	<50	<0.001	<0.001	<50				<0.001	<0.001	<50	<0.001		
	Bromochloromethane	mg/l	0.0001	<0.0001	<0.0001	<50	<0.0001	<0.0001	<50				<0.0001	<0.0001	<50	<0.0001		
	Bromodichloromethane	mg/l	0.001 : 0.005 (Interlab)	<0.001	<0.001	<50	<0.001	<0.001	<50				<0.001	<0.001	<50	<0.001	<0.005	133
	Bromodichloromethane	mg/l	0.0001 : 0.005 (Interlab)	<0.0001	<0.0001	<50	<0.0001	<0.0001	<50				<0.0001	<0.0001	<50	<0.0001	<0.005	192
	Bromoethane	mg/l	0.0001	<0.0001	<0.0001	<50	<0.0001	<0.0001	<50				<0.0001	<0.0001	<50	<0.0001		
	Bromoethyne	mg/l	0.0001	<0.0001	<0.0001	<50	<0.0001	<0.0001	<50				<0.0001	<0.0001	<50	<0.0001		
	Bromoform	mg/l	0.001 : 0.005 (Interlab)	<0.001	<0.001	<50	<0.001	<0.001	<50				<0.001	<0.001	<50	<0.001	<0.0001	163
	Bromoform	mg/l	0.0001 : 0.005 (Interlab)	<0.0001	<0.0001	<50	<0.0001	<0.0001	<50				<0.0001	<0.0001	<50	<0.0001	<0.0001	<50
	Bromomethane	mg/l	0.001 : 0.05 (Interlab)	<0.001	<0.001	<50	<0.001	<0.001	<50				<0.001	<0.001	<50	<0.001	<0.05	192
	Carbon tetrachloride	mg/l	0.0007 : 0.005 (Interlab)	<0.0007	<0.0007	<50	<0.0007	<0.0007	<50				<0.001	<0.001	<50	<0.0007	<0.005	151
	Chlorodibromomethane	mg/l	0.001 : 0.005 (Interlab)	<0.001	<0.001	<50	<0.001	<0.001	<50				<0.001	<0.001	<50	<0.001	<0.005	133
	Chlorodibromomethane	mg/l	0.0001 : 0.005 (Interlab)	<0.0001	<0.0001	<50	<0.0001	<0.0001	<50				<0.0001	<0.0001	<50	<0.0001	<0.005	192
	Chloroethane	mg/l	0.001 : 0.05 (Interlab)	<0.001	<0.001	<50	0.006	0.005	18				<0.001	<0.001	<50	<0.001	<0.05	192
	Chloroform	mg/l	0.001 : 0.005 (Interlab)	0.001	0.001	0	<0.001	<0.001	<50				<0.001	<0.001	<50	0.001	<0.005	86
	Chloromethane	mg/l	0.001 : 0.05 (Interlab)	<0.001	<0.001	<50	<0.001	<0.001	<50				<0.001	<0.001	<50	<0.001	<0.05	133
	cis-1,2-Dibromoethene	mg/l	0.0001	0.0008	0.0006	29	<0.0001	<0.0001	<50				<0.0001	<0.0001	<50	0.0008	0.00111	32
	cis-1,2-Dichloroethene	mg/l	0.001 : 0.005 (Interlab)	0.18	0.19	5	0.97	1.1	13				<0.001	<0.001	<50	0.18	0.234	26
	cis-1,3-Dichloropropene	mg/l	0.001 : 0.005 (Interlab)	<0.001	<0.001	<50	<0.001	<0.001	<50				<0.001	<0.001	<50	<0.001	<0.005	133
	Dibromomethane	mg/l	0.001 : 0.005 (Interlab)	<0.001	<0.001	<50	<0.001	<0.001	<50				<0.001	<0.001	<50	<0.001	<0.0001	163
	Dibromomethane	mg/l	0.0001 : 0.005 (Interlab)	<0.0001	<0.0001	<50	<0.0001	<0.0001	<50				<0.0001	<0.0001	<50	<0.0001	<0.0001	<50
	Dichlorodifluoromethane	mg/l	0.001 : 0.05 (Interlab)	<0.001	<0.001	<50	<0.001	<0.001	<50				<0.001	<0.001	<50	<0.001	<0.05	192
	Dichloromethane	mg/l	0.01	<0.01	<0.01	<50	<0.01	<0.01	<50				<0.01	<0.01	<50	<0.01		
	Hexachlorobutadiene	mg/l	0.001 : 0.005 (Interlab)	<0.001	<0.001	<50	<0.001	<0.001	<50				<0.001	<0.001	<50	<0.001	<0.005	133
	Trichloroethene	mg/l	0.001 : 0.005 (Interlab)	0.024	0.025	4	0.002	0.002	0				<0.001	<0.001	<50	0.024	0.032	29
	Tetrabromoethane	mg/l	0.0001	<0.0001	<0.0001	<50	<0.0001	<0.0001	<50				<0.0001	<0.0001	<50	<0.0001		
	Tetrabromoethene	mg/l	0.0001	<0.0001	<0.0001	<50	<0.0001	<0.0001	<50				<0.0001	<0.0001	<50	<0.0001		
	Tetrachloroethene	mg/l	0.001 : 0.005 (Interlab)	0.013	0.013	0	<0.001	<0.001	<50				<0.001	<0.001	<50	0.013	0.013	0
	trans-1,2-Dibromoethene	mg/l	0.0001	<0.0001	<0.0001	<50	<0.0001	<0.0001	<50				<0.0001	<0.0001	<50	<0.0001	<0.0001	<50
	trans-1,2-dichloroethene	mg/l	0.001 : 0.005 (Interlab)	0.005	0.005	0	0.001	0.001	0				<0.001	<0.001	<50	0.005	0.006	18
	trans-1,3-dichloropropene	mg/l	0.001 : 0.005 (Interlab)	<0.001	<0.001	<50	<0.001	<0.001	<50				<0.001	<0.001	<50	<0.001	<0.005	133
	1,1,2-Tribromoethene	mg/l	0.0001	<0.0001	<0.0001	<50	<0.0001	<0.0001	<50				<0.0001	<0.0001	<50	<0.0001	<0.0001	<50
	Trichlorofluoromethane	mg/l	0.001 : 0.05 (Interlab)	<0.001	<0.001	<50	<0.001	<0.001	<50				<0.001	<0.001	<50	<0.001	<0.05	192
	Vinyl bromide (bromoethene)	mg/l	0.0001	0.0007	0.0008	13	<0.0001	<0.0001	<50				<0.0001	<0.0001	<50	**0.0007**	**0.00038**	59
	Vinyl chloride	mg/l	0.001 : 0.05 (Interlab)	<0.001	<0.001	<50	0.003	0.003	0				<0.001	<0.001	<50	<0.001	<0.05	192

Table 13: Results of trip blanks, wash blanks and lab blanks

				SDG	M100688	M100709	M100715	M100688	M100696	M100709	M100715	M100729	M100734	M100688	M100696	M100709	M100715	M100729	M100734	M100746	M101045	EP1003073	EP101045
				Field_ID	Q5237-06	Q5239-07	Q5240-06	Q5237-04	Q5238-02	Q5239-02	Q5240-04	Q5241-03	Q5243-02	Q5237-07	Q5238-06	Q5239-06	Q5240-07	Q5241-07	Q5243-05	Q5244-06	Q6064-04	Q5242-02	Q6064-05
				Sampled_Date-Time	24/05/2010	26/05/2010	27/05/2010	24/05/2010	25/05/2010	26/05/2010	27/05/2010	31/05/2010	1/06/2010	24/05/2010	25/05/2010	26/05/2010	27/05/2010	31/05/2010	1/06/2010	2/06/2010	28/07/2010	31/05/2010	7/28/2010
				Sample_Type	Field_B	Field_B	Field_B	Rinsate	Rinsate	Rinsate	Rinsate	Rinsate	Rinsate	Trip_B	Trip_B	Trip_B	Trip_B	Trip_B	Trip_B	Trip_B	Trip_B	Trip_B	Trip_B
Filter	**Chem_Group**	**ChemName**	**Units**	**EQL**																			
Halogenated Benzenes	Halogenated Benzenes	1,2,3-Trichlorobenzene	mg/l	0.001	<0.001		<0.001	<0.001	<0.001	<0.001	<0.001	<0.001	<0.001	<0.001	<0.001	<0.001	<0.001	<0.001	<0.001	<0.001	<0.001	<0.005	<0.001
Halogenated Benzenes		1,2,4-Trichlorobenzene	mg/l	0.001	<0.001		<0.001	<0.001	<0.001	<0.001	<0.001	<0.001	<0.001	<0.001	<0.001	<0.001	<0.001	<0.001	<0.001	<0.001	<0.001	<0.005	<0.001
Halogenated Benzenes		1,2-Dichlorobenzene	mg/l	0.001	<0.001		<0.001	<0.001	<0.001	<0.001	<0.001	<0.001	<0.001	<0.001	<0.001	<0.001	<0.001	<0.001	<0.001	<0.001	<0.001	<0.005	<0.001
Halogenated Benzenes		1,3-Dichlorobenzene	mg/l	0.001	<0.001		<0.001	<0.001	<0.001	<0.001	<0.001	<0.001	<0.001	<0.001	<0.001	<0.001	<0.001	<0.001	<0.001	<0.001	<0.001	<0.005	<0.001
Halogenated Benzenes		1,4-Dichlorobenzene	mg/l	0.001	<0.001		<0.001	<0.001	<0.001	<0.001	<0.001	<0.001	<0.001	<0.001	<0.001	<0.001	<0.001	<0.001	<0.001	<0.001	<0.001	<0.005	<0.001
Halogenated Benzenes		2-Chlorotoluene	mg/l	0.001	<0.001		<0.001	<0.001	<0.001	<0.001	<0.001	<0.001	<0.001	<0.001	<0.001	<0.001	<0.001	<0.001	<0.001	<0.001	<0.001	<0.005	<0.001
Halogenated Benzenes		4-Chlorotoluene	mg/l	0.001	<0.001		<0.001	<0.001	<0.001	<0.001	<0.001	<0.001	<0.001	<0.001	<0.001	<0.001	<0.001	<0.001	<0.001	<0.001	<0.001	<0.005	<0.001
Halogenated Benzenes		Bromobenzene	mg/l	0.0001	<0.001		<0.001	<0.001	<0.001	<0.001	<0.001	<0.001	<0.001	<0.001	<0.001	<0.001	<0.001	<0.001	<0.001	<0.001	<0.001	<0.005	<0.001
Halogenated Benzenes		Chlorobenzene	mg/l	0.001	<0.001		<0.001	<0.001	<0.001	<0.001	<0.001	<0.001	<0.001	<0.001	<0.001	<0.001	<0.001	<0.001	<0.001	<0.001	<0.001	<0.005	<0.001
Halogenated Benzenes																							
Heavy Metals	Heavy Metals	Aluminium	mg/l	0.001	**0.001**	**0.002**		**0.001**	<0.001	<0.001		**0.001**	**0.003**										
Heavy Metals		Arsenic	mg/l	0.0005	<0.0005	<0.0005		<0.0005	<0.0005	<0.0005		<0.0005	<0.0005										
Heavy Metals		Cadmium	mg/l	0.0002	<0.0005	<0.0002		<0.0005	<0.0002	<0.0002		<0.0002	<0.0002										
Heavy Metals		Chromium	mg/l	0.001	<0.001	<0.001		<0.001	<0.001	<0.001		<0.001	<0.001										
Heavy Metals		Copper	mg/l	0.001	<0.001	<0.001		<0.001	<0.001	<0.001		<0.001	<0.001										
Heavy Metals		Iron	mg/l	0.001	**0.002**	**0.005**		**0.001**	**0.03**	**0.002**		**0.002**	**0.002**										
Heavy Metals		Lead	mg/l	0.001	<0.001	<0.001		<0.001	**0.001**	<0.001		<0.001	<0.001										
Heavy Metals		Manganese	mg/l	0.001	<0.001	<0.001		<0.001	<0.001	<0.001		<0.001	<0.001										
Heavy Metals		Mercury	mg/l	0.00006	<0.0005	<0.00006		<0.0005	<0.00006	<0.00006		<0.00006	<0.00006										
Heavy Metals		Nickel	mg/l	0.001	<0.001	<0.001		<0.001	<0.001	<0.001		<0.001	<0.001										
Heavy Metals		Zinc	mg/l	0.001	<0.001	<0.001		**0.002**	**0.005**	<0.001		**0.002**	**0.003**										
Heavy Metals																							
MAH	MAH	1,2,4-trimethylbenzene	mg/l	0.001	<0.001		<0.001	<0.001	<0.001	<0.001	<0.001	<0.001	<0.001	<0.001	<0.001	<0.001	<0.001	<0.001	<0.001	<0.001	<0.001	<0.005	<0.001
MAH		1,3,5-Trimethylbenzene	mg/l	0.001	<0.001		<0.001	<0.001	<0.001	<0.001	<0.001	<0.001	<0.001	<0.001	<0.001	<0.001	<0.001	<0.001	<0.001	<0.001	<0.001	<0.005	<0.001
MAH		Benzene	mg/l	0.001	<0.001		<0.001	<0.001	<0.001	<0.001	<0.001	<0.001	<0.001	<0.001	<0.001	<0.001	<0.001	<0.001	<0.001	<0.001	<0.001	<0.001	<0.001
MAH		Ethylbenzene	mg/l	0.001	<0.001		<0.001	<0.001	<0.001	<0.001	<0.001	<0.001	<0.001	<0.001	<0.001	<0.001	<0.001	<0.001	<0.001	<0.001	<0.001	<0.002	<0.001
MAH		Isopropylbenzene	mg/l	0.001	<0.001		<0.001	<0.001	<0.001	<0.001	<0.001	<0.001	<0.001	<0.001	<0.001	<0.001	<0.001	<0.001	<0.001	<0.001	<0.001	<0.005	<0.001
MAH		n-Butylbenzene	mg/l	0.001	<0.001		<0.001	<0.001	<0.001	<0.001	<0.001	<0.001	<0.001	<0.001	<0.001	<0.001	<0.001	<0.001	<0.001	<0.001	<0.001	<0.005	<0.001
MAH		n-Propylbenzene	mg/l	0.001	<0.001		<0.001	<0.001	<0.001	<0.001	<0.001	<0.001	<0.001	<0.001	<0.001	<0.001	<0.001	<0.001	<0.001	<0.001	<0.001	<0.005	<0.001
MAH		p-Isopropyltoluene	mg/l	0.001	<0.001		<0.001	<0.001	<0.001	<0.001	<0.001	<0.001	<0.001	<0.001	<0.001	<0.001	<0.001	<0.001	<0.001	<0.001	<0.001	<0.005	<0.001
MAH		sec-Butylbenzene	mg/l	0.001	<0.001		<0.001	<0.001	<0.001	<0.001	<0.001	<0.001	<0.001	<0.001	<0.001	<0.001	<0.001	<0.001	<0.001	<0.001	<0.001	<0.005	<0.001
MAH		Styrene	mg/l	0.001	<0.001		<0.001	<0.001	<0.001	<0.001	<0.001	<0.001	<0.001	<0.001	<0.001	<0.001	<0.001	<0.001	<0.001	<0.001	<0.001	<0.005	<0.001
MAH		tert-Butylbenzene	mg/l	0.001	<0.001		<0.001	<0.001	<0.001	<0.001	<0.001	<0.001	<0.001	<0.001	<0.001	<0.001	<0.001	<0.001	<0.001	<0.001	<0.001	<0.005	<0.001
MAH		Toluene	mg/l	0.001	<0.001		<0.001	<0.001	<0.001	<0.001	<0.001	<0.001	<0.001	<0.001	<0.001	<0.001	<0.001	<0.001	<0.001	<0.001	<0.001	<0.002	<0.001
MAH		Xylenes (m & p)	mg/l	0.001	<0.001		<0.001	<0.001	<0.001	<0.001	<0.001	<0.001	<0.001	<0.001	<0.001	<0.001	<0.001	<0.001	<0.001	<0.001	<0.001	<0.002	<0.001
MAH		Xylene (o)	mg/l	0.001	<0.001		<0.001	<0.001	<0.001	<0.001	<0.001	<0.001	<0.001	<0.001	<0.001	<0.001	<0.001	<0.001	<0.001	<0.001	<0.001	<0.002	<0.001
MAH																							
Other	Other	1,2,3-trimethylbenzene	mg/l	0.005																		<0.005	
Other		Trimethylbenzenes (Total)	mg/l	0.005																		<0.005	
Other																							
PAH	PAH	Naphthalene	mg/l	0.001	<0.001		<0.001	<0.001	<0.001	<0.001	<0.001	<0.001	<0.001	<0.001	<0.001	<0.001	<0.001	<0.001	<0.001	<0.001	<0.001	<0.007	<0.001
PAH																							
Sample Quality Parameters	Sample Quality Parameters	Nitrate (as N)	mg/l	0.01						<0.01													
Sample Quality Parameters																							
Solvents	Solvents	Methyl Ethyl Ketone	mg/l	0.05																		<0.05	
Solvents		2-Hexanone	mg/l	0.05																		<0.05	
Solvents		4-Methyl-2-pentanone	mg/l	0.05																		<0.05	
Solvents		Acetone	mg/l	0.05																		<0.05	
Solvents		Acrylonitrile	mg/l	0.005																		<0.005	
Solvents		Methyl-t-butyl ether	mg/l	0.005																		<0.005	
Solvents		Vinyl acetate	mg/l	0.05																		<0.05	
Solvents																							
Total Petroleum Hydrocarbons	Total Petroleum Hydrocarbons	Total C6-C36	mg/l	0.05	<0.05		<0.05	<0.05	<0.05	<0.05	<0.05	<0.05	<0.05										
Total Petroleum Hydrocarbons		TPH C 6 - C 9 Fraction	mg/l	0.01	<0.01		<0.01	<0.01	<0.01	<0.01	<0.01	<0.01	<0.01										
Total Petroleum Hydrocarbons		TPH C10 - C14 Fraction	mg/l	0.01	<0.01		<0.01	<0.01	<0.01	<0.01	<0.01	<0.01	<0.01										
Total Petroleum Hydrocarbons		TPH C15 - C28 Fraction	mg/l	0.05	<0.05		<0.05	<0.05	<0.05	<0.05	<0.05	<0.05	<0.05										
Total Petroleum Hydrocarbons		TPH C29-C36 Fraction	mg/l	0.05	<0.05		<0.05	<0.05	<0.05	<0.05	<0.05	<0.05	<0.05										
Total Petroleum Hydrocarbons		TPH+C10 - C36 (Sum of total)	mg/l	0.05																			
Total Petroleum Hydrocarbons																							
Volatile Organic Compounds	Volatile Organic Compounds	1,1,1,2-Tetrachloroethane	mg/l	0.001	<0.001		<0.001	<0.001	<0.001	<0.001	<0.001	<0.001	<0.001	<0.001	<0.001	<0.001	<0.001	<0.001	<0.001	<0.001	<0.001	<0.005	<0.001
Volatile Organic Compounds		1,1,1-Trichloroethane	mg/l	0.001	<0.001		<0.001	<0.001	<0.001	<0.001	<0.001	<0.001	<0.001	<0.001	<0.001	<0.001	<0.001	<0.001	<0.001	<0.001	<0.001	<0.005	<0.001
Volatile Organic Compounds		1,1,2,2-Tetrabromoethane	mg/l	0.0001	<0.0001		<0.0001	<0.0001	<0.0001	<0.0001	<0.0001	<0.0001	<0.0001										
Volatile Organic Compounds		1,1,2,2-Tetrachloroethane	mg/l	0.001	<0.001		<0.001	<0.001	<0.001	<0.001	<0.001	<0.001	<0.001	<0.001	<0.001	<0.001	<0.001	<0.001	<0.001	<0.001	<0.001	<0.005	<0.001
Volatile Organic Compounds		1,1,2-Tribromoethane	mg/l	0.0001	<0.0001		<0.0001	<0.0001	<0.0001	<0.0001	<0.0001	<0.0001	<0.0001										
Volatile Organic Compounds		1,1,2-Trichloroethane	mg/l	0.001	<0.001		<0.001	<0.001	<0.001	<0.001	<0.001	<0.001	<0.001	<0.001	<0.001	<0.001	<0.001	<0.001	<0.001	<0.001	<0.001	<0.005	<0.001
Volatile Organic Compounds		1,1-Dichloroethane	mg/l	0.001	<0.001		<0.001	<0.001	<0.001	<0.001	<0.001	<0.001	<0.001	<0.001	<0.001	<0.001	<0.001	<0.001	<0.001	<0.001	<0.001	<0.005	<0.001
Volatile Organic Compounds		1,1-Dichloroethene	mg/l	0.001	<0.001		<0.001	<0.001	<0.001	<0.001	<0.001	<0.001	<0.001	<0.001	<0.001	<0.001	<0.001	<0.001	<0.001	<0.001	<0.001	<0.005	<0.001
Volatile Organic Compounds		1,1-Dichloropropene	mg/l	0.001	<0.001		<0.001	<0.001	<0.001	<0.001	<0.001	<0.001	<0.001	<0.001	<0.001	<0.001	<0.001	<0.001	<0.001	<0.001	<0.001	<0.005	<0.001
Volatile Organic Compounds		1,2,3-Trichloropropane	mg/l	0.001	<0.001		<0.001	<0.001	<0.001	<0.001	<0.001	<0.001	<0.001	<0.001	<0.001	<0.001	<0.001	<0.001	<0.001	<0.001	<0.001	<0.005	<0.001
Volatile Organic Compounds		1,2-Dibromo-3-chloropropane	mg/l	0.0001	<0.001		<0.001	<0.001	<0.001	<0.001	<0.001	<0.001	<0.001	<0.001	<0.001	<0.001	<0.001	<0.001	<0.001	<0.001	<0.001	<0.005	<0.001
Volatile Organic Compounds		1,2-Dibromoethane	mg/l	0.0001	<0.001		<0.001	<0.001	<0.001	<0.001	<0.001	<0.001	<0.001	<0.001	<0.001	<0.001	<0.001	<0.001	<0.001	<0.001	<0.001	<0.005	<0.001
Volatile Organic Compounds		cis- & trans-1,2-Dibromoethene	mg/l	0.0001	<0.0001		<0.0001	<0.0001	<0.0001	<0.0001	<0.0001	<0.0001	<0.0001										
Volatile Organic Compounds		1,2-Dichloroethane	mg/l	0.001	<0.001		<0.001	<0.001	<0.001	<0.001	<0.001	<0.001	<0.001	<0.001	<0.001	<0.001	<0.001	<0.001	<0.001	<0.001	<0.001	<0.005	<0.001
Volatile Organic Compounds		1,2-Dichloropropane	mg/l	0.001	<0.001		<0.001	<0.001	<0.001	<0.001	<0.001	<0.001	<0.001	<0.001	<0.001	<0.001	<0.001	<0.001	<0.001	<0.001	<0.001	<0.005	<0.001
Volatile Organic Compounds		1,3-Dichloropropane	mg/l	0.001	<0.001		<0.001	<0.001	<0.001	<0.001	<0.001	<0.001	<0.001	<0.001	<0.001	<0.001	<0.001	<0.001	<0.001	<0.001	<0.001	<0.005	<0.001
Volatile Organic Compounds		2,2-Dichloropropane	mg/l	0.001	<0.001		<0.001	<0.001	<0.001	<0.001	<0.001	<0.001	<0.001	<0.001	<0.001	<0.001	<0.001	<0.001	<0.001	<0.001	<0.001	<0.005	<0.001
Volatile Organic Compounds		Allyl chloride	mg/l	0.005																		<0.005	
Volatile Organic Compounds		Bromochloromethane	mg/l	0.0001	<0.001		<0.001	<0.001	<0.001	<0.001	<0.001	<0.001	<0.001	<0.001	<0.001	<0.001	<0.001	<0.001	<0.001	<0.001	<0.001	<0.005	<0.001
Volatile Organic Compounds		Bromodichloromethane	mg/l	0.0001	<0.001		<0.001	<0.001	<0.001	<0.001	<0.001	<0.001	<0.001	<0.001	<0.001	<0.001	<0.001	<0.001	<0.001	<0.001	<0.001	<0.005	<0.001
Volatile Organic Compounds		Bromoethane	mg/l	0.0001	<0.0001		<0.0001	<0.0001	<0.0001	<0.0001	<0.0001	<0.0001	<0.0001										
Volatile Organic Compounds		Bromoethyne	mg/l	0.0001	<0.0001		<0.0001	<0.0001	<0.0001	<0.0001	<0.0001	<0.0001	<0.0001										
Volatile Organic Compounds		Bromoform	mg/l	0.0001	<0.001		<0.001	<0.001	<0.001	<0.001	<0.001	<0.001	<0.001	<0.001	<0.001	<0.001	<0.001	<0.001	<0.001	<0.001	<0.001	<0.005	0.003
Volatile Organic Compounds		Bromomethane	mg/l	0.001	<0.001		<0.001	<0.001	<0.001	<0.001	<0.001	<0.001	<0.001	<0.001	<0.001	<0.001	<0.001	<0.001	<0.001	<0.001	<0.001	<0.05	<0.001
Volatile Organic Compounds		Carbon disulfide	mg/l	0.005																		<0.005	
Volatile Organic Compounds		Carbon tetrachloride	mg/l	0.0007	<0.001		<0.0007	<0.001	<0.0007	<0.0007	<0.0007	<0.0007	<0.0007	<0.001	<0.0007	<0.0007	<0.0007	<0.0007	<0.0007	<0.0007	<0.0007	<0.005	<0.001
Volatile Organic Compounds		Chlorodibromomethane	mg/l	0.0001	<0.001		<0.001	<0.001	<0.001	<0.001	<0.001	<0.001	<0.001	<0.001	<0.001	<0.001	<0.001	<0.001	<0.001	<0.001	<0.001	<0.005	0.002
Volatile Organic Compounds		Chloroethane	mg/l	0.001	<0.001		<0.001	<0.001	<0.001	<0.001	<0.001	<0.001	<0.001	<0.001	<0.001	<0.001	<0.001	<0.001	<0.001	<0.001	<0.001	<0.05	<0.001
Volatile Organic Compounds		Chloroform	mg/l	0.001	<0.001		<0.001	<0.001	<0.001	<0.001	<0.001	<0.001	<0.001	<0.001	<0.001	<0.001	<0.001	<0.001	<0.001	<0.001	<0.001	<0.005	<0.001
Volatile Organic Compounds		Chloromethane	mg/l	0.001	<0.001		<0.001	<0.001	<0.001	<0.001	<0.001	<0.001	<0.001	<0.001	<0.001	<0.001	<0.001	<0.001	<0.001	<0.001	<0.001	<0.05	<0.001
Volatile Organic Compounds		cis-1,2-Dibromoethene	mg/l	0.0001	<0.0001		<0.0001	<0.0001	<0.0001	<0.0001	<0.0001	<0.0001	<0.0001										
Volatile Organic Compounds		cis-1,2-Dichloroethene	mg/l	0.001	<0.001		<0.001	<0.001	<0.001	<0.001	<0.001	<0.001	<0.001	<0.001	<0.001	<0.001	<0.001	<0.001	<0.001	<0.001	<0.001	<0.005	<0.001
Volatile Organic Compounds		cis-1,3-Dichloropropene	mg/l	0.001	<0.001		<0.001	<0.001	<0.001	<0.001	<0.001	<0.001	<0.001	<0.001	<0.001	<0.001	<0.001	<0.001	<0.001	<0.001	<0.001	<0.005	<0.001
Volatile Organic Compounds		cis-1,4-Dichloro-2-butene	mg/l	0.005																		<0.005	
Volatile Organic Compounds		Dibromomethane	mg/l	0.0001	<0.001		<0.001	<0.001	<0.001	<0.001	<0.001	<0.001	<0.001	<0.001	<0.001	<0.001	<0.001	<0.001	<0.001	<0.001	<0.001	<0.005	<0.001
Volatile Organic Compounds		Dichlorodifluoromethane	mg/l	0.001	<0.001		<0.001	<0.001	<0.001	<0.001	<0.001	<0.001	<0.001	<0.001	<0.001	<0.001	<0.001	<0.001	<0.001	<0.001	<0.001	<0.05	<0.001
Volatile Organic Compounds		Dichloromethane	mg/l	0.005	<0.01		<0.01	<0.01	<0.01	<0.01	<0.01	<0.01	<0.01	<0.01	<0.01	<0.01	<0.01	<0.01	<0.01	<0.01	**0.002**	<0.005	<0.01
Volatile Organic Compounds		Hexachlorobutadiene	mg/l	0.001	<0.001		<0.001	<0.001	<0.001	<0.001	<0.001	<0.001	<0.001	<0.001	<0.001	<0.001	<0.001	<0.001	<0.001	<0.001	<0.001	<0.005	<0.001
Volatile Organic Compounds		Iodomethane	mg/l	0.005																		<0.005	
Volatile Organic Compounds		Pentachloroethane	mg/l	0.005																		<0.005	
Volatile Organic Compounds		Trichloroethene	mg/l	0.001	<0.001		<0.001	<0.001	<0.001	<0.001	<0.001	<0.001	<0.001	<0.001	<0.001	<0.001	<0.001	<0.001	<0.001	<0.001	<0.001	<0.005	<0.001
Volatile Organic Compounds		Tetrabromoethane	mg/l	0.0001	<0.0001		<0.0001	<0.0001	<0.0001	<0.0001	<0.0001	<0.0001	<0.0001										
Volatile Organic Compounds		Tetrabromoethene	mg/l	0.0001	<0.0001		<0.0001	<0.0001	<0.0001	<0.0001	<0.0001	<0.0001	<0.0001										
Volatile Organic Compounds		Tetrachloroethene	mg/l	0.001	<0.001		<0.001	<0.001	<0.001	<0.001	<0.001	<0.001	<0.001	<0.001	<0.001	<0.001	<0.001	<0.001	<0.001	<0.001	<0.001	<0.005	<0.001
Volatile Organic Compounds		Trihalomethanes	mg/l	0.005																		<0.005	
Volatile Organic Compounds		trans-1,2-Dibromoethene	mg/l	0.0001	<0.0001		<0.0001	<0.0001	<0.0001	<0.0001	<0.0001	<0.0001	<0.0001										
Volatile Organic Compounds		trans-1,2-dichloroethene	mg/l	0.001	<0.001		<0.001	<0.001	<0.001	<0.001	<0.001	<0.001	<0.001	<0.001	<0.001	<0.001	<0.001	<0.001	<0.001	<0.001	<0.001	<0.005	<0.001
Volatile Organic Compounds		trans-1,3-dichloropropene	mg/l	0.001	<0.001		<0.001	<0.001	<0.001	<0.001	<0.001	<0.001	<0.001	<0.001	<0.001	<0.001	<0.001	<0.001	<0.001	<0.001	<0.001	<0.005	<0.001
Volatile Organic Compounds		trans-1,4-Dichloro-2-butene	mg/l	0.005																		<0.005	
Volatile Organic Compounds		1,1,2-Tribromoethene	mg/l	0.0001	<0.0001		<0.0001	<0.0001	<0.0001	<0.0001	<0.0001	<0.0001	<0.0001								**0.003**		
Volatile Organic Compounds		Trichlorofluoromethane	mg/l	0.001	<0.001		<0.001	<0.001	<0.001	<0.001	<0.001	<0.001	<0.001	<0.001	<0.001	<0.001	<0.001	<0.001	<0.001	<0.001	<0.001	<0.05	<0.001
Volatile Organic Compounds		Vinyl bromide (bromoethene)	mg/l	0.0001	<0.0001		<0.0001	<0.0001	<0.0001	<0.0001	<0.0001	<0.0001	<0.0001										
Volatile Organic Compounds		Vinyl chloride	mg/l	0.001	<0.001		<0.001	<0.001	<0.001	<0.001	<0.001	<0.001	<0.001	<0.001	<0.001	<0.001	<0.001	<0.001	<0.001	<0.001	<0.001	<0.05	<0.001

APPENDIX A

Laboratory Certificates

ALS Laboratory Group
ANALYTICAL CHEMISTRY & TESTING SERVICES

Environmental Division

CERTIFICATE OF ANALYSIS

Work Order	: **EP1003073**	Page	: 1 of 6
Client	: **GOLDER ASSOCIATES**	Laboratory	: Environmental Division Perth
Contact	: MS KEELY MUNDLE	Contact	: Scott James
Address	: PO BOX 1914 WEST PERTH WA 6872	Address	: 10 Hod Way Malaga WA Australia 6090
E-mail	: kmundle@golder.com.au	E-mail	: scott.james@alsenviro.com
Telephone	: +61 08 9213 8249	Telephone	: +61-8-9209 7655
Facsimile	: +61 08 9427 7611	Facsimile	: +61-3-8549 9601
Project	: 087643011	QC Level	: NEPM 1999 Schedule B(3) and ALS QCS3 requirement
Order number	: ----		
C-O-C number	: Q5242	Date Samples Received	: 31-MAY-2010
Sampler	: ----	Issue Date	: 08-JUN-2010
Site	: ----		
		No. of samples received	: 2
Quote number	: EN-002-09	No. of samples analysed	: 2

This report supersedes any previous report(s) with this reference. Results apply to the sample(s) as submitted. All pages of this report have been checked and approved for release.

This Certificate of Analysis contains the following information:

- General Comments
- Analytical Results
- Surrogate Control Limits

NATA Accredited Laboratory 825

This document is issued in accordance with NATA accreditation requirements.

Accredited for compliance with ISO/IEC 17025.

WORLD RECOGNISED ACCREDITATION

Signatories

This document has been electronically signed by the authorized signatories indicated below. Electronic signing has been carried out in compliance with procedures specified in 21 CFR Part 11.

Signatories	*Position*	*Accreditation Category*
Rassem Ayoubi	Senior Organic Chemist	Perth Organics

General Comments

The analytical procedures used by the Environmental Division have been developed from established internationally recognized procedures such as those published by the USEPA, APHA, AS and NEPM. In house developed procedures are employed in the absence of documented standards or by client request.

Where moisture determination has been performed, results are reported on a dry weight basis.

Where a reported less than (<) result is higher than the LOR, this may be due to primary sample extract/digestate dilution and/or insuffient sample for analysis.

Where the LOR of a reported result differs from standard LOR, this may be due to high moisture content, insufficient sample (reduced weight employed) or matrix interference.

When date(s) and/or time(s) are shown bracketed, these have been assumed by the laboratory for processing purposes. If the sampling time is displayed as 0:00 the information was not provided by client.

Key : CAS Number = CAS registry number from database maintained by Chemical Abstracts Services. The Chemical Abstracts Service is a division of the American Chemical Society.
LOR = Limit of reporting
^ = This result is computed from individual analyte detections at or above the level of reporting

Analytical Results

Sub-Matrix: WATER			Client sample ID	Q5242-01	Q5242-02	----	----	----
			Client sampling date / time	[31-MAY-2010]	[31-MAY-2010]	----	----	----
Compound	CAS Number	LOR	Unit	EP1003073-001	EP1003073-002	----	----	----
EP074A: Monocyclic Aromatic Hydrocarbons								
Benzene	71-43-2	1	µg/L	<1	<1	----	----	----
Toluene	108-88-3	2	µg/L	<2	<2	----	----	----
Ethylbenzene	100-41-4	2	µg/L	<2	<2	----	----	----
meta- & para-Xylene	108-38-3 106-42-3	2	µg/L	<2	<2	----	----	----
Styrene	100-42-5	5	µg/L	<5	<5	----	----	----
ortho-Xylene	95-47-6	2	µg/L	<2	<2	----	----	----
Isopropylbenzene	98-82-8	5	µg/L	<5	<5	----	----	----
n-Propylbenzene	103-65-1	5	µg/L	<5	<5	----	----	----
1.3.5-Trimethylbenzene	108-67-8	5	µg/L	<5	<5	----	----	----
sec-Butylbenzene	135-98-8	5	µg/L	<5	<5	----	----	----
1.2.4-Trimethylbenzene	95-63-6	5	µg/L	<5	<5	----	----	----
tert-Butylbenzene	98-06-6	5	µg/L	<5	<5	----	----	----
p-Isopropyltoluene	99-87-6	5	µg/L	<5	<5	----	----	----
n-Butylbenzene	104-51-8	5	µg/L	<5	<5	----	----	----
EP074B: Oxygenated Compounds								
2-Propanone (Acetone)	67-64-1	50	µg/L	----	<50	----	----	----
Vinyl Acetate	108-05-4	50	µg/L	<50	<50	----	----	----
2-Butanone (MEK)	78-93-3	50	µg/L	<50	<50	----	----	----
4-Methyl-2-pentanone (MIBK)	108-10-1	50	µg/L	<50	<50	----	----	----
2-Hexanone (MBK)	591-78-6	50	µg/L	<50	<50	----	----	----
EP074C: Sulfonated Compounds								
Carbon disulfide	75-15-0	5	µg/L	<5	<5	----	----	----
EP074D: Fumigants								
2.2-Dichloropropane	594-20-7	5	µg/L	<5	<5	----	----	----
1.2-Dichloropropane	78-87-5	5	µg/L	<5	<5	----	----	----
cis-1.3-Dichloropropylene	10061-01-5	5	µg/L	<5	<5	----	----	----
trans-1.3-Dichloropropylene	10061-02-6	5	µg/L	<5	<5	----	----	----
1.2-Dibromoethane (EDB)	106-93-4	5	µg/L	<5	<5	----	----	----
EP074E: Halogenated Aliphatic Compounds								
Dichlorodifluoromethane	75-71-8	50	µg/L	<50	<50	----	----	----
Chloromethane	74-87-3	50	µg/L	<50	<50	----	----	----
Vinyl chloride	75-01-4	50	µg/L	<50	<50	----	----	----
Bromomethane	74-83-9	50	µg/L	<50	<50	----	----	----
Chloroethane	75-00-3	50	µg/L	<50	<50	----	----	----
Trichlorofluoromethane	75-69-4	50	µg/L	<50	<50	----	----	----
1.1-Dichloroethene	75-35-4	5	µg/L	<5	<5	----	----	----
Iodomethane	74-88-4	5	µg/L	<5	<5	----	----	----
Methylene chloride	75-09-2	5	µg/L	----	<5	----	----	----

Analytical Results

Sub-Matrix: WATER			Client sample ID	Q5242-01	Q5242-02	----	----	----
			Client sampling date / time	[31-MAY-2010]	[31-MAY-2010]	----	----	----
Compound	CAS Number	LOR	Unit	EP1003073-001	EP1003073-002	----	----	----
EP074E: Halogenated Aliphatic Compounds - Continued								
trans-1.2-Dichloroethene	156-60-5	5	µg/L	**6**	<5	----	----	----
1.1-Dichloroethane	75-34-3	5	µg/L	<5	<5	----	----	----
cis-1.2-Dichloroethene	156-59-2	5	µg/L	**234**	<5	----	----	----
1.1.1-Trichloroethane	71-55-6	5	µg/L	<5	<5	----	----	----
1.1-Dichloropropylene	563-58-6	5	µg/L	<5	<5	----	----	----
Carbon Tetrachloride	56-23-5	5	µg/L	<5	<5	----	----	----
1.2-Dichloroethane	107-06-2	5	µg/L	<5	<5	----	----	----
Trichloroethene	79-01-6	5	µg/L	**32**	<5	----	----	----
Dibromomethane	74-95-3	5	µg/L	<5	<5	----	----	----
1.1.2-Trichloroethane	79-00-5	5	µg/L	<5	<5	----	----	----
1.3-Dichloropropane	142-28-9	5	µg/L	<5	<5	----	----	----
Tetrachloroethene	127-18-4	5	µg/L	**13**	<5	----	----	----
1.1.1.2-Tetrachloroethane	630-20-6	5	µg/L	<5	<5	----	----	----
trans-1.4-Dichloro-2-butene	110-57-6	5	µg/L	<5	<5	----	----	----
cis-1.4-Dichloro-2-butene	1476-11-5	5	µg/L	<5	<5	----	----	----
1.1.2.2-Tetrachloroethane	79-34-5	5	µg/L	<5	<5	----	----	----
1.2.3-Trichloropropane	96-18-4	5	µg/L	<5	<5	----	----	----
Pentachloroethane	76-01-7	5	µg/L	<5	<5	----	----	----
1.2-Dibromo-3-chloropropane	96-12-8	5	µg/L	<5	<5	----	----	----
Hexachlorobutadiene	87-68-3	5	µg/L	<5	<5	----	----	----
Bromochloromethane	74-97-5	5	µg/L	----	<5	----	----	----
1-Chloro-2-propene (Allyl chloride)	107-05-1	5	µg/L	----	<5	----	----	----
EP074F: Halogenated Aromatic Compounds								
Chlorobenzene	108-90-7	5	µg/L	<5	<5	----	----	----
Bromobenzene	108-86-1	5	µg/L	<5	<5	----	----	----
2-Chlorotoluene	95-49-8	5	µg/L	<5	<5	----	----	----
4-Chlorotoluene	106-43-4	5	µg/L	<5	<5	----	----	----
1.3-Dichlorobenzene	541-73-1	5	µg/L	<5	<5	----	----	----
1.4-Dichlorobenzene	106-46-7	5	µg/L	<5	<5	----	----	----
1.2-Dichlorobenzene	95-50-1	5	µg/L	<5	<5	----	----	----
1.2.4-Trichlorobenzene	120-82-1	5	µg/L	<5	<5	----	----	----
1.2.3-Trichlorobenzene	87-61-6	5	µg/L	<5	<5	----	----	----
EP074G: Trihalomethanes								
Chloroform	67-66-3	5	µg/L	<5	<5	----	----	----
Bromodichloromethane	75-27-4	5	µg/L	<5	<5	----	----	----
Dibromochloromethane	124-48-1	5	µg/L	<5	<5	----	----	----
Bromoform	75-25-2	5	µg/L	<5	<5	----	----	----

Analytical Results

Sub-Matrix: WATER			Client sample ID	Q5242-01	Q5242-02	----	----	----
			Client sampling date / time	[31-MAY-2010]	[31-MAY-2010]	----	----	----
Compound	CAS Number	LOR	Unit	EP1003073-001	EP1003073-002	----	----	----
EP074G: Trihalomethanes - Continued								
^ Total Trihalomethanes	----	5	µg/L	----	<5	----	----	----
EP074H: Naphthalene								
Naphthalene	91-20-3	7	µg/L	<7	<7	----	----	----
EP074J: Nitrogenated Compounds								
Acrylonitrile	107-13-1	5	µg/L	----	<5	----	----	----
EP074K: Miscellaneous Volatile Compounds								
1.2.3-Trimethylbenzene	526-73-8	5	µg/L	----	<5	----	----	----
^ Total Trimethylbenzenes	----	5	µg/L	----	<5	----	----	----
Methyl t-butyl ether	1634-04-4	5	µg/L	----	<5	----	----	----
EP080/071: Total Petroleum Hydrocarbons								
C6 - C9 Fraction	----	20	µg/L	**250**	----	----	----	----
C10 - C14 Fraction	----	50	µg/L	<50	----	----	----	----
C15 - C28 Fraction	----	100	µg/L	**670**	----	----	----	----
C29 - C36 Fraction	----	50	µg/L	**160**	----	----	----	----
^ C10 - C36 Fraction (sum)	----	50	µg/L	**830**	----	----	----	----
EP093: Brominated Volatile Organic Compounds								
Vinyl bromide	593-60-2	0.10	µg/L	**0.38**	----	----	----	----
Dibromomethane	74-95-3	0.10	µg/L	<0.10	----	----	----	----
cis-1.2-Dibromoethene	540-49-8	0.10	µg/L	**1.11**	----	----	----	----
trans-1.2-Dibromoethene	540-49-8	0.10	µg/L	<0.10	----	----	----	----
^ 1.2-Dibromoethene (total)	540-49-8	0.10	µg/L	**1.11**	----	----	----	----
Bromoform	75-25-2	0.10	µg/L	<0.10	----	----	----	----
Tribromoethene	598-16-3	0.10	µg/L	<0.10	----	----	----	----
1.1.2.2-Tetrabromoethane	79-27-6	1.0	µg/L	<1.0	----	----	----	----
EP074S: VOC Surrogates								
1.2-Dichloroethane-D4	17060-07-0	0.1	%	**95.9**	**104**	----	----	----
Toluene-D8	2037-26-5	0.1	%	**102**	**104**	----	----	----
4-Bromofluorobenzene	460-00-4	0.1	%	**104**	**97.7**	----	----	----
EP080S: TPH(V)/BTEX Surrogates								
1.2-Dichloroethane-D4	17060-07-0	0.1	%	**91.3**	----	----	----	----
Toluene-D8	2037-26-5	0.1	%	**100**	----	----	----	----
4-Bromofluorobenzene	460-00-4	0.1	%	**101**	----	----	----	----
EP093S: Brominated VOC Surrogates								
1.2-Dichloroethane-D4	17060-07-0	0.1	%	**95.9**	----	----	----	----
Toluene-D8	2037-26-5	0.1	%	**97.6**	----	----	----	----
4-Bromofluorobenzene	460-00-4	0.1	%	**101**	----	----	----	----

Surrogate Control Limits

Sub-Matrix: **WATER**		Recovery Limits (%)	
Compound	*CAS Number*	*Low*	*High*
EP074S: VOC Surrogates			
1.2-Dichloroethane-D4	17060-07-0	62.3	133.9
Toluene-D8	2037-26-5	74.5	124.3
4-Bromofluorobenzene	460-00-4	63.9	118.5
EP080S: TPH(V)/BTEX Surrogates			
1.2-Dichloroethane-D4	17060-07-0	60.5	141.2
Toluene-D8	2037-26-5	73.4	126
4-Bromofluorobenzene	460-00-4	59.6	125.3
EP093S: Brominated VOC Surrogates			
1.2-Dichloroethane-D4	17060-07-0	70.0	130
Toluene-D8	2037-26-5	70.0	130
4-Bromofluorobenzene	460-00-4	70.0	130

ALS Laboratory Group
ANALYTICAL CHEMISTRY & TESTING SERVICES

Environmental Division

QUALITY CONTROL REPORT

Work Order	: **EP1003073**	Page	: 1 of 11
Client	: **GOLDER ASSOCIATES**	Laboratory	: Environmental Division Perth
Contact	: MS KEELY MUNDLE	Contact	: Scott James
Address	: PO BOX 1914 WEST PERTH WA 6872	Address	: 10 Hod Way Malaga WA Australia 6090
E-mail	: kmundle@golder.com.au	E-mail	: scott.james@alsenviro.com
Telephone	: +61 08 9213 8249	Telephone	: +61-8-9209 7655
Facsimile	: +61 08 9427 7611	Facsimile	: +61-3-8549 9601
Project	: 087643011	QC Level	: NEPM 1999 Schedule B(3) and ALS QCS3 requirement
Site	: ----		
C-O-C number	: Q5242	Date Samples Received	: 31-MAY-2010
Sampler	: ----	Issue Date	: 08-JUN-2010
Order number	: ----		
		No. of samples received	: 2
Quote number	: EN-002-09	No. of samples analysed	: 2

This report supersedes any previous report(s) with this reference. Results apply to the sample(s) as submitted. All pages of this report have been checked and approved for release.

This Quality Control Report contains the following information:

- Laboratory Duplicate (DUP) Report; Relative Percentage Difference (RPD) and Acceptance Limits
- Method Blank (MB) and Laboratory Control Spike (LCS) Report; Recovery and Acceptance Limits
- Matrix Spike (MS) Report; Recovery and Acceptance Limits

NATA
WORLD RECOGNISED ACCREDITATION

NATA Accredited Laboratory 825

This document is issued in accordance with NATA accreditation requirements.

Accredited for compliance with ISO/IEC 17025.

Signatories

This document has been electronically signed by the authorized signatories indicated below. Electronic signing has been carried out in compliance with procedures specified in 21 CFR Part 11.

Signatories	*Position*	*Accreditation Category*
Rassem Ayoubi	Senior Organic Chemist	Perth Organics

General Comments

The analytical procedures used by the Environmental Division have been developed from established internationally recognized procedures such as those published by the USEPA, APHA, AS and NEPM. In house developed procedures are employed in the absence of documented standards or by client request.

Where moisture determination has been performed, results are reported on a dry weight basis.

Where a reported less than (<) result is higher than the LOR, this may be due to primary sample extract/digestate dilution and/or insuffient sample for analysis.

Where the LOR of a reported result differs from standard LOR, this may be due to high moisture content, insufficient sample (reduced weight employed) or matrix interference.

Key : Anonymous = Refers to samples which are not specifically part of this work order but formed part of the QC process lot
CAS Number = CAS registry number from database maintained by Chemical Abstracts Services. The Chemical Abstracts Service is a division of the American Chemical Society.
LOR = Limit of reporting
RPD = Relative Percentage Difference
# = Indicates failed QC

Laboratory Duplicate (DUP) Report

The quality control term Laboratory Duplicate refers to a randomly selected intralaboratory split. Laboratory duplicates provide information regarding method precision and sample heterogeneity. The permitted ranges for the Relative Percent Deviation (RPD) of Laboratory Duplicates are specified in ALS Method QWI-EN/38 and are dependent on the magnitude of results in comparison to the level of reporting: Result < 10 times LOR:- No Limit; Result between 10 and 20 times LOR:- 0% - 50%; Result > 20 times LOR:- 0% - 20%.

Sub-Matrix: **WATER**

				Laboratory Duplicate (DUP) Report					
Laboratory sample ID	Client sample ID	Method: Compound	CAS Number	LOR	Unit	Original Result	Duplicate Result	RPD (%)	Recovery Limits (%)
EP074A: Monocyclic Aromatic Hydrocarbons (QC Lot: 1366388)									
EP1002966-001	Anonymous	EP074: Benzene	71-43-2	1	µg/L	<1	<1	0.0	No Limit
		EP074: Toluene	108-88-3	2	µg/L	<2	<2	0.0	No Limit
		EP074: Ethylbenzene	100-41-4	2	µg/L	<2	<2	0.0	No Limit
		EP074: meta- & para-Xylene	108-38-3 106-42-3	2	µg/L	<2	<2	0.0	No Limit
		EP074: ortho-Xylene	95-47-6	2	µg/L	<2	<2	0.0	No Limit
		EP074: Styrene	100-42-5	5	µg/L	<5	<5	0.0	No Limit
		EP074: Isopropylbenzene	98-82-8	5	µg/L	<5	<5	0.0	No Limit
		EP074: n-Propylbenzene	103-65-1	5	µg/L	<5	<5	0.0	No Limit
		EP074: 1.3.5-Trimethylbenzene	108-67-8	5	µg/L	<5	<5	0.0	No Limit
		EP074: sec-Butylbenzene	135-98-8	5	µg/L	<5	<5	0.0	No Limit
		EP074: 1.2.4-Trimethylbenzene	95-63-6	5	µg/L	<5	<5	0.0	No Limit
		EP074: tert-Butylbenzene	98-06-6	5	µg/L	<5	<5	0.0	No Limit
		EP074: p-Isopropyltoluene	99-87-6	5	µg/L	<5	<5	0.0	No Limit
		EP074: n-Butylbenzene	104-51-8	5	µg/L	<5	<5	0.0	No Limit
EP1003070-002	Anonymous	EP074: Benzene	71-43-2	1	µg/L	<1	<1	0.0	No Limit
		EP074: Toluene	108-88-3	2	µg/L	<2	<2	0.0	No Limit
		EP074: Ethylbenzene	100-41-4	2	µg/L	<2	<2	0.0	No Limit
		EP074: meta- & para-Xylene	108-38-3 106-42-3	2	µg/L	<2	<2	0.0	No Limit
		EP074: ortho-Xylene	95-47-6	2	µg/L	<2	<2	0.0	No Limit
		EP074: Styrene	100-42-5	5	µg/L	<5	<5	0.0	No Limit
		EP074: Isopropylbenzene	98-82-8	5	µg/L	<5	<5	0.0	No Limit
		EP074: n-Propylbenzene	103-65-1	5	µg/L	<5	<5	0.0	No Limit
		EP074: 1.3.5-Trimethylbenzene	108-67-8	5	µg/L	<5	<5	0.0	No Limit
		EP074: sec-Butylbenzene	135-98-8	5	µg/L	<5	<5	0.0	No Limit
		EP074: 1.2.4-Trimethylbenzene	95-63-6	5	µg/L	<5	<5	0.0	No Limit
		EP074: tert-Butylbenzene	98-06-6	5	µg/L	<5	<5	0.0	No Limit
		EP074: p-Isopropyltoluene	99-87-6	5	µg/L	<5	<5	0.0	No Limit
		EP074: n-Butylbenzene	104-51-8	5	µg/L	<5	<5	0.0	No Limit
EP074B: Oxygenated Compounds (QC Lot: 1366388)									
EP1002966-001	Anonymous	EP074: 2-Propanone (Acetone)	67-64-1	50	µg/L	<50	<50	0.0	No Limit
		EP074: Vinyl Acetate	108-05-4	50	µg/L	<50	<50	0.0	No Limit
		EP074: 2-Butanone (MEK)	78-93-3	50	µg/L	<50	<50	0.0	No Limit
		EP074: 4-Methyl-2-pentanone (MIBK)	108-10-1	50	µg/L	<50	<50	0.0	No Limit

Sub-Matrix: **WATER**

Laboratory sample ID	Client sample ID	Method: Compound	CAS Number	Laboratory Duplicate (DUP) Report LOR	Unit	Original Result	Duplicate Result	RPD (%)	Recovery Limits (%)
EP074B: Oxygenated Compounds (QC Lot: 1366388) - continued									
EP1002966-001	Anonymous	EP074: 2-Hexanone (MBK)	591-78-6	50	µg/L	<50	<50	0.0	No Limit
EP1003070-002	Anonymous	EP074: 2-Propanone (Acetone)	67-64-1	50	µg/L	<50	<50	0.0	No Limit
		EP074: Vinyl Acetate	108-05-4	50	µg/L	<50	<50	0.0	No Limit
		EP074: 2-Butanone (MEK)	78-93-3	50	µg/L	<50	<50	0.0	No Limit
		EP074: 4-Methyl-2-pentanone (MIBK)	108-10-1	50	µg/L	<50	<50	0.0	No Limit
		EP074: 2-Hexanone (MBK)	591-78-6	50	µg/L	<50	<50	0.0	No Limit
EP074C: Sulfonated Compounds (QC Lot: 1366388)									
EP1002966-001	Anonymous	EP074: Carbon disulfide	75-15-0	5	µg/L	<5	<5	0.0	No Limit
EP1003070-002	Anonymous	EP074: Carbon disulfide	75-15-0	5	µg/L	<5	<5	0.0	No Limit
EP074D: Fumigants (QC Lot: 1366388)									
EP1002966-001	Anonymous	EP074: 2.2-Dichloropropane	594-20-7	5	µg/L	<5	<5	0.0	No Limit
		EP074: 1.2-Dichloropropane	78-87-5	5	µg/L	<5	<5	0.0	No Limit
		EP074: cis-1.3-Dichloropropylene	10061-01-5	5	µg/L	<5	<5	0.0	No Limit
		EP074: trans-1.3-Dichloropropylene	10061-02-6	5	µg/L	<5	<5	0.0	No Limit
		EP074: 1.2-Dibromoethane (EDB)	106-93-4	5	µg/L	<5	<5	0.0	No Limit
EP1003070-002	Anonymous	EP074: 2.2-Dichloropropane	594-20-7	5	µg/L	<5	<5	0.0	No Limit
		EP074: 1.2-Dichloropropane	78-87-5	5	µg/L	<5	<5	0.0	No Limit
		EP074: cis-1.3-Dichloropropylene	10061-01-5	5	µg/L	<5	<5	0.0	No Limit
		EP074: trans-1.3-Dichloropropylene	10061-02-6	5	µg/L	<5	<5	0.0	No Limit
		EP074: 1.2-Dibromoethane (EDB)	106-93-4	5	µg/L	<5	<5	0.0	No Limit
EP074E: Halogenated Aliphatic Compounds (QC Lot: 1366388)									
EP1002966-001	Anonymous	EP074: 1.1-Dichloroethene	75-35-4	5	µg/L	<5	<5	0.0	No Limit
		EP074: Iodomethane	74-88-4	5	µg/L	<5	<5	0.0	No Limit
		EP074: Methylene chloride	75-09-2	5	µg/L	<5	<5	0.0	No Limit
		EP074: trans-1.2-Dichloroethene	156-60-5	5	µg/L	<5	<5	0.0	No Limit
		EP074: 1.1-Dichloroethane	75-34-3	5	µg/L	<5	<5	0.0	No Limit
		EP074: cis-1.2-Dichloroethene	156-59-2	5	µg/L	<5	<5	0.0	No Limit
		EP074: 1.1.1-Trichloroethane	71-55-6	5	µg/L	<5	<5	0.0	No Limit
		EP074: 1.1-Dichloropropylene	563-58-6	5	µg/L	<5	<5	0.0	No Limit
		EP074: Carbon Tetrachloride	56-23-5	5	µg/L	<5	<5	0.0	No Limit
		EP074: 1.2-Dichloroethane	107-06-2	5	µg/L	<5	<5	0.0	No Limit
		EP074: Trichloroethene	79-01-6	5	µg/L	<5	<5	0.0	No Limit
		EP074: Dibromomethane	74-95-3	5	µg/L	<5	<5	0.0	No Limit
		EP074: 1.1.2-Trichloroethane	79-00-5	5	µg/L	<5	<5	0.0	No Limit
		EP074: 1.3-Dichloropropane	142-28-9	5	µg/L	<5	<5	0.0	No Limit
		EP074: Tetrachloroethene	127-18-4	5	µg/L	<5	<5	0.0	No Limit
		EP074: 1.1.1.2-Tetrachloroethane	630-20-6	5	µg/L	<5	<5	0.0	No Limit
		EP074: trans-1.4-Dichloro-2-butene	110-57-6	5	µg/L	<5	<5	0.0	No Limit
		EP074: cis-1.4-Dichloro-2-butene	1476-11-5	5	µg/L	<5	<5	0.0	No Limit

Sub-Matrix: **WATER**

Laboratory sample ID	Client sample ID	Method: Compound	CAS Number	Laboratory Duplicate (DUP) Report LOR	Unit	Original Result	Duplicate Result	RPD (%)	Recovery Limits (%)
EP074E: Halogenated Aliphatic Compounds (QC Lot: 1366388) - continued									
EP1002966-001	Anonymous	EP074: 1.1.2.2-Tetrachloroethane	79-34-5	5	µg/L	<5	<5	0.0	No Limit
		EP074: 1.2.3-Trichloropropane	96-18-4	5	µg/L	<5	<5	0.0	No Limit
		EP074: Pentachloroethane	76-01-7	5	µg/L	<5	<5	0.0	No Limit
		EP074: 1.2-Dibromo-3-chloropropane	96-12-8	5	µg/L	<5	<5	0.0	No Limit
		EP074: Hexachlorobutadiene	87-68-3	5	µg/L	<5	<5	0.0	No Limit
		EP074: Bromochloromethane	74-97-5	5	µg/L	<5	<5	0.0	No Limit
		EP074: 1-Chloro-2-propene (Allyl chloride)	107-05-1	5	µg/L	<5	<5	0.0	No Limit
		EP074: Dichlorodifluoromethane	75-71-8	50	µg/L	<50	<50	0.0	No Limit
		EP074: Chloromethane	74-87-3	50	µg/L	<50	<50	0.0	No Limit
		EP074: Vinyl chloride	75-01-4	50	µg/L	<50	<50	0.0	No Limit
		EP074: Bromomethane	74-83-9	50	µg/L	<50	<50	0.0	No Limit
		EP074: Chloroethane	75-00-3	50	µg/L	<50	<50	0.0	No Limit
		EP074: Trichlorofluoromethane	75-69-4	50	µg/L	<50	<50	0.0	No Limit
EP1003070-002	Anonymous	EP074: 1.1-Dichloroethene	75-35-4	5	µg/L	<5	<5	0.0	No Limit
		EP074: Iodomethane	74-88-4	5	µg/L	<5	<5	0.0	No Limit
		EP074: Methylene chloride	75-09-2	5	µg/L	<5	<5	0.0	No Limit
		EP074: trans-1.2-Dichloroethene	156-60-5	5	µg/L	<5	<5	0.0	No Limit
		EP074: 1.1-Dichloroethane	75-34-3	5	µg/L	<5	<5	0.0	No Limit
		EP074: cis-1.2-Dichloroethene	156-59-2	5	µg/L	<5	<5	0.0	No Limit
		EP074: 1.1.1-Trichloroethane	71-55-6	5	µg/L	<5	<5	0.0	No Limit
		EP074: 1.1-Dichloropropylene	563-58-6	5	µg/L	<5	<5	0.0	No Limit
		EP074: Carbon Tetrachloride	56-23-5	5	µg/L	<5	<5	0.0	No Limit
		EP074: 1.2-Dichloroethane	107-06-2	5	µg/L	<5	<5	0.0	No Limit
		EP074: Trichloroethene	79-01-6	5	µg/L	<5	<5	0.0	No Limit
		EP074: Dibromomethane	74-95-3	5	µg/L	<5	<5	0.0	No Limit
		EP074: 1.1.2-Trichloroethane	79-00-5	5	µg/L	<5	<5	0.0	No Limit
		EP074: 1.3-Dichloropropane	142-28-9	5	µg/L	<5	<5	0.0	No Limit
		EP074: Tetrachloroethene	127-18-4	5	µg/L	<5	<5	0.0	No Limit
		EP074: 1.1.1.2-Tetrachloroethane	630-20-6	5	µg/L	<5	<5	0.0	No Limit
		EP074: trans-1.4-Dichloro-2-butene	110-57-6	5	µg/L	<5	<5	0.0	No Limit
		EP074: cis-1.4-Dichloro-2-butene	1476-11-5	5	µg/L	<5	<5	0.0	No Limit
		EP074: 1.1.2.2-Tetrachloroethane	79-34-5	5	µg/L	<5	<5	0.0	No Limit
		EP074: 1.2.3-Trichloropropane	96-18-4	5	µg/L	<5	<5	0.0	No Limit
		EP074: Pentachloroethane	76-01-7	5	µg/L	<5	<5	0.0	No Limit
		EP074: 1.2-Dibromo-3-chloropropane	96-12-8	5	µg/L	<5	<5	0.0	No Limit
		EP074: Hexachlorobutadiene	87-68-3	5	µg/L	<5	<5	0.0	No Limit
		EP074: Bromochloromethane	74-97-5	5	µg/L	<5	<5	0.0	No Limit
		EP074: 1-Chloro-2-propene (Allyl chloride)	107-05-1	5	µg/L	<5	<5	0.0	No Limit
		EP074: Dichlorodifluoromethane	75-71-8	50	µg/L	<50	<50	0.0	No Limit
		EP074: Chloromethane	74-87-3	50	µg/L	<50	<50	0.0	No Limit

Sub-Matrix: **WATER**

Laboratory sample ID	Client sample ID	Method: Compound	CAS Number	Laboratory Duplicate (DUP) Report LOR	Unit	Original Result	Duplicate Result	RPD (%)	Recovery Limits (%)
EP074E: Halogenated Aliphatic Compounds (QC Lot: 1366388) - continued									
EP1003070-002	Anonymous	EP074: Vinyl chloride	75-01-4	50	µg/L	<50	<50	0.0	No Limit
		EP074: Bromomethane	74-83-9	50	µg/L	<50	<50	0.0	No Limit
		EP074: Chloroethane	75-00-3	50	µg/L	<50	<50	0.0	No Limit
		EP074: Trichlorofluoromethane	75-69-4	50	µg/L	<50	<50	0.0	No Limit
EP074F: Halogenated Aromatic Compounds (QC Lot: 1366388)									
EP1002966-001	Anonymous	EP074: Chlorobenzene	108-90-7	5	µg/L	<5	<5	0.0	No Limit
		EP074: Bromobenzene	108-86-1	5	µg/L	<5	<5	0.0	No Limit
		EP074: 2-Chlorotoluene	95-49-8	5	µg/L	<5	<5	0.0	No Limit
		EP074: 4-Chlorotoluene	106-43-4	5	µg/L	<5	<5	0.0	No Limit
		EP074: 1.3-Dichlorobenzene	541-73-1	5	µg/L	<5	<5	0.0	No Limit
		EP074: 1.4-Dichlorobenzene	106-46-7	5	µg/L	<5	<5	0.0	No Limit
		EP074: 1.2-Dichlorobenzene	95-50-1	5	µg/L	<5	<5	0.0	No Limit
		EP074: 1.2.4-Trichlorobenzene	120-82-1	5	µg/L	<5	<5	0.0	No Limit
		EP074: 1.2.3-Trichlorobenzene	87-61-6	5	µg/L	<5	<5	0.0	No Limit
EP1003070-002	Anonymous	EP074: Chlorobenzene	108-90-7	5	µg/L	<5	<5	0.0	No Limit
		EP074: Bromobenzene	108-86-1	5	µg/L	<5	<5	0.0	No Limit
		EP074: 2-Chlorotoluene	95-49-8	5	µg/L	<5	<5	0.0	No Limit
		EP074: 4-Chlorotoluene	106-43-4	5	µg/L	<5	<5	0.0	No Limit
		EP074: 1.3-Dichlorobenzene	541-73-1	5	µg/L	<5	<5	0.0	No Limit
		EP074: 1.4-Dichlorobenzene	106-46-7	5	µg/L	<5	<5	0.0	No Limit
		EP074: 1.2-Dichlorobenzene	95-50-1	5	µg/L	<5	<5	0.0	No Limit
		EP074: 1.2.4-Trichlorobenzene	120-82-1	5	µg/L	<5	<5	0.0	No Limit
		EP074: 1.2.3-Trichlorobenzene	87-61-6	5	µg/L	<5	<5	0.0	No Limit
EP074G: Trihalomethanes (QC Lot: 1366388)									
EP1002966-001	Anonymous	EP074: Chloroform	67-66-3	5	µg/L	<5	<5	0.0	No Limit
		EP074: Bromodichloromethane	75-27-4	5	µg/L	<5	<5	0.0	No Limit
		EP074: Dibromochloromethane	124-48-1	5	µg/L	<5	<5	0.0	No Limit
		EP074: Bromoform	75-25-2	5	µg/L	<5	<5	0.0	No Limit
		EP074: Total Trihalomethanes	----	5	µg/L	<5	<5	0.0	No Limit
EP1003070-002	Anonymous	EP074: Chloroform	67-66-3	5	µg/L	<5	<5	0.0	No Limit
		EP074: Bromodichloromethane	75-27-4	5	µg/L	<5	<5	0.0	No Limit
		EP074: Dibromochloromethane	124-48-1	5	µg/L	<5	<5	0.0	No Limit
		EP074: Bromoform	75-25-2	5	µg/L	<5	<5	0.0	No Limit
		EP074: Total Trihalomethanes	----	5	µg/L	<5	<5	0.0	No Limit
EP074H: Naphthalene (QC Lot: 1366388)									
EP1002966-001	Anonymous	EP074: Naphthalene	91-20-3	7	µg/L	<7	<7	0.0	No Limit
EP1003070-002	Anonymous	EP074: Naphthalene	91-20-3	7	µg/L	<7	<7	0.0	No Limit
EP074J: Nitrogenated Compounds (QC Lot: 1366388)									
EP1002966-001	Anonymous	EP074: Acrylonitrile	107-13-1	5	µg/L	<5	<5	0.0	No Limit

Sub-Matrix: **WATER**

Laboratory sample ID	Client sample ID	Method: Compound	CAS Number	Laboratory Duplicate (DUP) Report LOR	Unit	Original Result	Duplicate Result	RPD (%)	Recovery Limits (%)
EP074J: Nitrogenated Compounds (QC Lot: 1366388) - continued									
EP1003070-002	Anonymous	EP074: Acrylonitrile	107-13-1	5	µg/L	<5	<5	0.0	No Limit
EP074K: Miscellaneous Volatile Compounds (QC Lot: 1366388)									
EP1002966-001	Anonymous	EP074: 1.2.3-Trimethylbenzene	526-73-8	5	µg/L	<5	<5	0.0	No Limit
		EP074: Total Trimethylbenzenes	----	5	µg/L	<5	<5	0.0	No Limit
		EP074: Methyl t-butyl ether	1634-04-4	5	µg/L	<5	<5	0.0	No Limit
EP1003070-002	Anonymous	EP074: 1.2.3-Trimethylbenzene	526-73-8	5	µg/L	<5	<5	0.0	No Limit
		EP074: Total Trimethylbenzenes	----	5	µg/L	<5	<5	0.0	No Limit
		EP074: Methyl t-butyl ether	1634-04-4	5	µg/L	<5	<5	0.0	No Limit
EP080/071: Total Petroleum Hydrocarbons (QC Lot: 1366389)									
EP1002966-001	Anonymous	EP080: C6 - C9 Fraction	----	20	µg/L	<20	<20	0.0	No Limit
EP1003070-002	Anonymous	EP080: C6 - C9 Fraction	----	20	µg/L	<20	<20	0.0	No Limit
EP093: Brominated Volatile Organic Compounds (QC Lot: 1366390)									
EP1003073-001	Q5242-01	EP093: Vinyl bromide	593-60-2	0.10	µg/L	0.38	0.37	3.0	No Limit
		EP093: Dibromomethane	74-95-3	0.10	µg/L	<0.10	<0.10	0.0	No Limit
		EP093: cis-1.2-Dibromoethene	540-49-8	0.10	µg/L	1.11	1.08	2.7	0% - 50%
		EP093: trans-1.2-Dibromoethene	540-49-8	0.10	µg/L	<0.10	<0.10	0.0	No Limit
		EP093: 1.2-Dibromoethene (total)	540-49-8	0.10	µg/L	1.11	1.08	2.7	0% - 50%
		EP093: Bromoform	75-25-2	0.10	µg/L	<0.10	<0.10	0.0	No Limit
		EP093: Tribromoethene	598-16-3	0.10	µg/L	<0.10	<0.10	0.0	No Limit
		EP093: 1.1.2.2-Tetrabromoethane	79-27-6	1.0	µg/L	<1.0	<1.0	0.0	No Limit

Method Blank (MB) and Laboratory Control Spike (LCS) Report

The quality control term Method / Laboratory Blank refers to an analyte free matrix to which all reagents are added in the same volumes or proportions as used in standard sample preparation. The purpose of this QC parameter is to monitor potential laboratory contamination. The quality control term Laboratory Control Sample (LCS) refers to a certified reference material, or a known interference free matrix spiked with target analytes. The purpose of this QC parameter is to monitor method precision and accuracy independent of sample matrix. Dynamic Recovery Limits are based on statistical evaluation of processed LCS.

Sub-Matrix: **WATER**

				Method Blank (MB) Report	Laboratory Control Spike (LCS) Report			
					Spike	Spike Recovery (%)	Recovery Limits (%)	
Method: Compound	CAS Number	LOR	Unit	Result	Concentration	LCS	Low	High
EP074A: Monocyclic Aromatic Hydrocarbons (QCLot: 1366388)								
EP074: Benzene	71-43-2	1	µg/L	<1	10 µg/L	92.9	82.7	115
EP074: Toluene	108-88-3	2	µg/L	<2	10 µg/L	92.1	77.1	118
EP074: Ethylbenzene	100-41-4	2	µg/L	<2	10 µg/L	95.1	79.9	116
EP074: meta- & para-Xylene	108-38-3 106-42-3	2	µg/L	<2	20 µg/L	92.2	80.3	116
EP074: Styrene	100-42-5	5	µg/L	<5	10 µg/L	101	80.8	117
EP074: ortho-Xylene	95-47-6	2	µg/L	<2	10 µg/L	93.3	80.6	116
EP074: Isopropylbenzene	98-82-8	5	µg/L	<5	10 µg/L	94.0	79.3	118
EP074: n-Propylbenzene	103-65-1	5	µg/L	<5	10 µg/L	96.2	77.9	120
EP074: 1.3.5-Trimethylbenzene	108-67-8	5	µg/L	<5	10 µg/L	95.4	80.9	117
EP074: sec-Butylbenzene	135-98-8	5	µg/L	<5	10 µg/L	91.6	79.1	118
EP074: 1.2.4-Trimethylbenzene	95-63-6	5	µg/L	<5	10 µg/L	90.2	78.8	118
EP074: tert-Butylbenzene	98-06-6	5	µg/L	<5	10 µg/L	93.1	78.6	119
EP074: p-Isopropyltoluene	99-87-6	5	µg/L	<5	10 µg/L	93.9	76.6	121
EP074: n-Butylbenzene	104-51-8	5	µg/L	<5	10 µg/L	86.0	73.8	123
EP074B: Oxygenated Compounds (QCLot: 1366388)								
EP074: 2-Propanone (Acetone)	67-64-1	50	µg/L	<50	100 µg/L	96.2	65.1	129
EP074: Vinyl Acetate	108-05-4	50	µg/L	<50	100 µg/L	112	68.6	131
EP074: 2-Butanone (MEK)	78-93-3	50	µg/L	<50	100 µg/L	96.8	71.4	122
EP074: 4-Methyl-2-pentanone (MIBK)	108-10-1	50	µg/L	<50	100 µg/L	80.9	74.9	122
EP074: 2-Hexanone (MBK)	591-78-6	50	µg/L	<50	100 µg/L	100	74.6	120
EP074C: Sulfonated Compounds (QCLot: 1366388)								
EP074: Carbon disulfide	75-15-0	5	µg/L	<5	10 µg/L	86.2	68.4	134
EP074D: Fumigants (QCLot: 1366388)								
EP074: 2.2-Dichloropropane	594-20-7	5	µg/L	<5	10 µg/L	101	77.5	122
EP074: 1.2-Dichloropropane	78-87-5	5	µg/L	<5	10 µg/L	97.4	77.4	121
EP074: cis-1.3-Dichloropropylene	10061-01-5	5	µg/L	<5	10 µg/L	94.9	77	120
EP074: trans-1.3-Dichloropropylene	10061-02-6	5	µg/L	<5	10 µg/L	97.3	71.7	127
EP074: 1.2-Dibromoethane (EDB)	106-93-4	5	µg/L	<5	10 µg/L	105	77.9	118
EP074E: Halogenated Aliphatic Compounds (QCLot: 1366388)								
EP074: Dichlorodifluoromethane	75-71-8	50	µg/L	<50	100 µg/L	91.5	71	127
EP074: Chloromethane	74-87-3	50	µg/L	<50	100 µg/L	103	72.1	125
EP074: Vinyl chloride	75-01-4	50	µg/L	<50	100 µg/L	92.4	71	131
EP074: Bromomethane	74-83-9	50	µg/L	<50	100 µg/L	94.0	70.9	135

Sub-Matrix: **WATER**

Method: Compound	CAS Number	LOR	Unit	Method Blank (MB) Report Result	Laboratory Control Spike (LCS) Report: Spike Concentration	Spike Recovery (%) LCS	Recovery Limits (%) Low	Recovery Limits (%) High
EP074E: Halogenated Aliphatic Compounds (QCLot: 1366388) - continued								
EP074: Chloroethane	75-00-3	50	µg/L	<50	100 µg/L	90.6	73.6	124
EP074: Trichlorofluoromethane	75-69-4	50	µg/L	<50	100 µg/L	89.1	75.8	124
EP074: 1.1-Dichloroethene	75-35-4	5	µg/L	<5	10 µg/L	90.6	73.7	126
EP074: Iodomethane	74-88-4	5	µg/L	<5	10 µg/L	99.5	59	137
EP074: Methylene chloride	75-09-2	5	µg/L	<5	10 µg/L	84.5	71.7	126
EP074: trans-1.2-Dichloroethene	156-60-5	5	µg/L	<5	10 µg/L	91.0	79.3	121
EP074: 1.1-Dichloroethane	75-34-3	5	µg/L	<5	10 µg/L	98.4	76.1	126
EP074: cis-1.2-Dichloroethene	156-59-2	5	µg/L	<5	10 µg/L	97.1	80.7	118
EP074: 1.1.1-Trichloroethane	71-55-6	5	µg/L	<5	10 µg/L	99.4	79.4	120
EP074: 1.1-Dichloropropylene	563-58-6	5	µg/L	<5	10 µg/L	97.2	79.6	118
EP074: Carbon Tetrachloride	56-23-5	5	µg/L	<5	10 µg/L	98.9	76.9	125
EP074: 1.2-Dichloroethane	107-06-2	5	µg/L	<5	10 µg/L	97.4	75.3	124
EP074: Trichloroethene	79-01-6	5	µg/L	<5	10 µg/L	99.5	79.1	120
EP074: Dibromomethane	74-95-3	5	µg/L	<5	10 µg/L	93.3	78.8	118
EP074: 1.1.2-Trichloroethane	79-00-5	5	µg/L	<5	10 µg/L	94.2	79.6	118
EP074: 1.3-Dichloropropane	142-28-9	5	µg/L	<5	10 µg/L	98.0	81.2	116
EP074: Tetrachloroethene	127-18-4	5	µg/L	<5	10 µg/L	94.5	74	122
EP074: 1.1.1.2-Tetrachloroethane	630-20-6	5	µg/L	<5	----	----	----	----
EP074: trans-1.4-Dichloro-2-butene	110-57-6	5	µg/L	<5	10 µg/L	95.7	62.7	134
EP074: cis-1.4-Dichloro-2-butene	1476-11-5	5	µg/L	<5	10 µg/L	98.0	63.4	135
EP074: 1.1.2.2-Tetrachloroethane	79-34-5	5	µg/L	<5	10 µg/L	105	79.6	117
EP074: 1.2.3-Trichloropropane	96-18-4	5	µg/L	<5	10 µg/L	87.1	72.4	124
EP074: Pentachloroethane	76-01-7	5	µg/L	<5	10 µg/L	102	74.2	124
EP074: 1.2-Dibromo-3-chloropropane	96-12-8	5	µg/L	<5	10 µg/L	113	69.2	129
EP074: Hexachlorobutadiene	87-68-3	5	µg/L	<5	10 µg/L	95.1	73	129
EP074: Bromochloromethane	74-97-5	5	µg/L	<5	----	----	----	----
EP074: 1-Chloro-2-propene (Allyl chloride)	107-05-1	5	µg/L	<5	----	----	----	----
EP074F: Halogenated Aromatic Compounds (QCLot: 1366388)								
EP074: Chlorobenzene	108-90-7	5	µg/L	<5	10 µg/L	94.3	81.4	115
EP074: Bromobenzene	108-86-1	5	µg/L	<5	10 µg/L	91.2	78.6	119
EP074: 2-Chlorotoluene	95-49-8	5	µg/L	<5	10 µg/L	100	81.2	117
EP074: 4-Chlorotoluene	106-43-4	5	µg/L	<5	10 µg/L	96.8	79.5	118
EP074: 1.3-Dichlorobenzene	541-73-1	5	µg/L	<5	10 µg/L	94.9	78	120
EP074: 1.4-Dichlorobenzene	106-46-7	5	µg/L	<5	10 µg/L	98.9	77.4	122
EP074: 1.2-Dichlorobenzene	95-50-1	5	µg/L	<5	10 µg/L	93.6	81.3	116
EP074: 1.2.4-Trichlorobenzene	120-82-1	5	µg/L	<5	10 µg/L	90.6	69.9	126
EP074: 1.2.3-Trichlorobenzene	87-61-6	5	µg/L	<5	10 µg/L	112	74.7	125
EP074G: Trihalomethanes (QCLot: 1366388)								
EP074: Chloroform	67-66-3	5	µg/L	<5	10 µg/L	102	80.2	120

Sub-Matrix: **WATER**

Method: Compound	CAS Number	LOR	Unit	Method Blank (MB) Report	Laboratory Control Spike (LCS) Report			
					Spike	Spike Recovery (%)	Recovery Limits (%)	
				Result	Concentration	LCS	Low	High
EP074G: Trihalomethanes (QCLot: 1366388) - continued								
EP074: Bromodichloromethane	75-27-4	5	µg/L	<5	10 µg/L	97.4	80.6	121
EP074: Dibromochloromethane	124-48-1	5	µg/L	<5	10 µg/L	98.7	78.9	120
EP074: Bromoform	75-25-2	5	µg/L	<5	10 µg/L	110	78.5	120
EP074: Total Trihalomethanes	----	5	µg/L	<5	----	----	----	----
EP074H: Naphthalene (QCLot: 1366388)								
EP074: Naphthalene	91-20-3	7	µg/L	<7	10 µg/L	102	78.8	121
EP074K: Miscellaneous Volatile Compounds (QCLot: 1366388)								
EP074: 1.2.3-Trimethylbenzene	526-73-8	5	µg/L	<5	----	----	----	----
EP074: Total Trimethylbenzenes	----	5	µg/L	<5	----	----	----	----
EP074: Methyl t-butyl ether	1634-04-4	5	µg/L	<5	10 µg/L	114	70	130
EP080/071: Total Petroleum Hydrocarbons (QCLot: 1365361)								
EP071: C10 - C14 Fraction	----	50	µg/L	<50	800 µg/L	88.0	44.5	122
EP071: C15 - C28 Fraction	----	100	µg/L	<100	800 µg/L	103	55.1	143
EP071: C29 - C36 Fraction	----	50	µg/L	<50	800 µg/L	127	53.6	128
EP080/071: Total Petroleum Hydrocarbons (QCLot: 1366389)								
EP080: C6 - C9 Fraction	----	20	µg/L	<20	320 µg/L	93.2	74.2	142
EP093: Brominated Volatile Organic Compounds (QCLot: 1366390)								
EP093: Vinyl bromide	593-60-2	0.1	µg/L	<0.10	20 µg/L	96.9	84.6	123
EP093: Dibromomethane	74-95-3	0.1	µg/L	<0.10	20 µg/L	92.8	84.4	118
EP093: cis-1.2-Dibromoethene	540-49-8	0.1	µg/L	<0.10	----	----	----	----
EP093: trans-1.2-Dibromoethene	540-49-8	0.1	µg/L	<0.10	----	----	----	----
EP093: 1.2-Dibromoethene (total)	540-49-8	0.1	µg/L	<0.10	20 µg/L	95.4	81.7	120
EP093: Bromoform	75-25-2	0.1	µg/L	<0.10	20 µg/L	91.8	81.3	121
EP093: Tribromoethene	598-16-3	0.1	µg/L	<0.10	20 µg/L	94.8	84.6	115
EP093: 1.1.2.2-Tetrabromoethane	79-27-6	1	µg/L	<1.0	20 µg/L	109	75.8	132

Matrix Spike (MS) Report

The quality control term Matrix Spike (MS) refers to an intralaboratory split sample spiked with a representative set of target analytes. The purpose of this QC parameter is to monitor potential matrix effects on analyte recoveries. Static Recovery Limits as per laboratory Data Quality Objectives (DQOs). Ideal recovery ranges stated may be waived in the event of sample matrix interference.

Sub-Matrix: **WATER**

				Matrix Spike (MS) Report			
				Spike	Spike Recovery (%)	Recovery Limits (%)	
Laboratory sample ID	Client sample ID	Method: Compound	CAS Number	Concentration	MS	Low	High
EP074A: Monocyclic Aromatic Hydrocarbons (QCLot: 1366388)							
EP1002966-002	Anonymous	EP074: Benzene	71-43-2	20 µg/L	101	82.7	115
		EP074: Toluene	108-88-3	20 µg/L	90.4	77.1	118
EP074E: Halogenated Aliphatic Compounds (QCLot: 1366388)							
EP1002966-002	Anonymous	EP074: 1.1-Dichloroethene	75-35-4	20 µg/L	92.9	73.7	126
		EP074: Trichloroethene	79-01-6	20 µg/L	104	79.1	120
EP074F: Halogenated Aromatic Compounds (QCLot: 1366388)							
EP1002966-002	Anonymous	EP074: Chlorobenzene	108-90-7	20 µg/L	105	81.4	115
EP080/071: Total Petroleum Hydrocarbons (QCLot: 1366389)							
EP1002966-002	Anonymous	EP080: C6 - C9 Fraction	----	280 µg/L	84.0	77.0	137

ALS Laboratory Group
ANALYTICAL CHEMISTRY & TESTING SERVICES

Environmental Division

INTERPRETIVE QUALITY CONTROL REPORT

Work Order	: **EP1003073**	Page	: 1 of 6
Client	: GOLDER ASSOCIATES	Laboratory	: Environmental Division Perth
Contact	: MS KEELY MUNDLE	Contact	: Scott James
Address	: PO BOX 1914 WEST PERTH WA 6872	Address	: 10 Hod Way Malaga WA Australia 6090
E-mail	: kmundle@golder.com.au	E-mail	: scott.james@alsenviro.com
Telephone	: +61 08 9213 8249	Telephone	: +61-8-9209 7655
Facsimile	: +61 08 9427 7611	Facsimile	: +61-3-8549 9601
Project	: 087643011	QC Level	: NEPM 1999 Schedule B(3) and ALS QCS3 requirement
Site	: ----		
C-O-C number	: Q5242	Date Samples Received	: 31-MAY-2010
Sampler	: ----	Issue Date	: 08-JUN-2010
Order number	: ----		
		No. of samples received	: 2
Quote number	: EN-002-09	No. of samples analysed	: 2

This report supersedes any previous report(s) with this reference. Results apply to the sample(s) as submitted. All pages of this report have been checked and approved for release.

This Interpretive Quality Control Report contains the following information:

- Analysis Holding Time Compliance
- Quality Control Parameter Frequency Compliance
- Brief Method Summaries
- Summary of Outliers

Analysis Holding Time Compliance

The following report summarises extraction / preparation and analysis times and compares with recommended holding times. Dates reported represent first date of extraction or analysis and precludes subsequent dilutions and reruns. Information is also provided re the sample container (preservative) from which the analysis aliquot was taken. Elapsed period to analysis represents number of days from sampling where no extraction / digestion is involved or period from extraction / digestion where this is present. For composite samples, sampling date is assumed to be that of the oldest sample contributing to the composite. Sample date for laboratory produced leachates is assumed as the completion date of the leaching process. Outliers for holding time are based on USEPA SW 846, APHA, AS and NEPM (1999). A listing of breaches is provided in the Summary of Outliers.

Holding times for leachate methods (excluding elutriates) vary according to the analytes being determined on the resulting solution. For non -volatile analytes, the holding time compliance assessment compares the leach date with the shortest analyte holding time for the equivalent soil method. These soil holding times are: Organics (14 days); Mercury (28 days) & other metals (180 days). A recorded breach therefore does not guarantee a breach for all non-volatile parameters.

Matrix: **WATER**

Evaluation: × = Holding time breach ; ✓ = Within holding time.

Method / *Container / Client Sample ID(s)*	*Sample Date*	*Extraction / Preparation*			*Analysis*		
		Date extracted	*Due for extraction*	*Evaluation*	*Date analysed*	*Due for analysis*	*Evaluation*
EP074A: Monocyclic Aromatic Hydrocarbons							
Amber VOC Vial - HCl							
Q5242-01, Q5242-02	**31-MAY-2010**	---	---	----	**02-JUN-2010**	14-JUN-2010	✓
EP074B: Oxygenated Compounds							
Amber VOC Vial - HCl							
Q5242-01, Q5242-02	**31-MAY-2010**	---	---	----	**02-JUN-2010**	14-JUN-2010	✓
EP074C: Sulfonated Compounds							
Amber VOC Vial - HCl							
Q5242-01, Q5242-02	**31-MAY-2010**	---	---	----	**02-JUN-2010**	14-JUN-2010	✓
EP074D: Fumigants							
Amber VOC Vial - HCl							
Q5242-01, Q5242-02	**31-MAY-2010**	---	---	----	**02-JUN-2010**	14-JUN-2010	✓
EP074E: Halogenated Aliphatic Compounds							
Amber VOC Vial - HCl							
Q5242-01, Q5242-02	**31-MAY-2010**	---	---	----	**02-JUN-2010**	14-JUN-2010	✓
EP074F: Halogenated Aromatic Compounds							
Amber VOC Vial - HCl							
Q5242-01, Q5242-02	**31-MAY-2010**	---	---	----	**02-JUN-2010**	14-JUN-2010	✓
EP074G: Trihalomethanes							
Amber VOC Vial - HCl							
Q5242-01, Q5242-02	**31-MAY-2010**	---	---	----	**02-JUN-2010**	14-JUN-2010	✓
EP074H: Naphthalene							
Amber VOC Vial - HCl							
Q5242-01, Q5242-02	**31-MAY-2010**	---	---	----	**02-JUN-2010**	14-JUN-2010	✓
EP074J: Nitrogenated Compounds							
Amber VOC Vial - HCl							
Q5242-02	**31-MAY-2010**	---	---	----	**02-JUN-2010**	14-JUN-2010	✓
EP074K: Miscellaneous Volatile Compounds							
Amber VOC Vial - HCl							
Q5242-02	**31-MAY-2010**	---	---	----	**02-JUN-2010**	14-JUN-2010	✓

Matrix: **WATER**

Evaluation: × = Holding time breach ; ✓ = Within holding time.

Method / Container / Client Sample ID(s)	Sample Date	Extraction / Preparation			Analysis		
		Date extracted	Due for extraction	Evaluation	Date analysed	Due for analysis	Evaluation
EP080/071: Total Petroleum Hydrocarbons							
Amber Glass Bottle - Unpreserved							
Q5242-01	**31-MAY-2010**	**01-JUN-2010**	07-JUN-2010	✓	**02-JUN-2010**	11-JUL-2010	✓
Amber VOC Vial - HCl							
Q5242-01	**31-MAY-2010**	**---**	---	----	**02-JUN-2010**	14-JUN-2010	✓
EP093: Brominated Volatile Organic Compounds							
Misc Amber VOC Vial - Unpreserved (Methane)							
Q5242-01	**31-MAY-2010**	**---**	---	----	**31-MAY-2010**	01-JUN-2010	✓

Quality Control Parameter Frequency Compliance

The following report summarises the frequency of laboratory QC samples analysed within the analytical lot(s) in which the submitted sample(s) was(where) processed. Actual rate should be greater than or equal to the expected rate. A listing of breaches is provided in the Summary of Outliers.

Matrix: **WATER**

Evaluation: × = Quality Control frequency not within specification ; ✓ = Quality Control frequency within specification.

Quality Control Sample Type		Count		Rate (%)			Quality Control Specification
Analytical Methods	*Method*	*QC*	*Regular*	***Actual***	***Expected***	*Evaluation*	
Laboratory Duplicates (DUP)							
Brominated Volatile Organic Compounds (BVOC)	EP093	1	1	**100.0**	**10.0**	✓	NEPM 1999 Schedule B(3) and ALS QCS3 requirement
TPH Volatiles/BTEX	EP080	2	18	**11.1**	**10.0**	✓	NEPM 1999 Schedule B(3) and ALS QCS3 requirement
Volatile Organic Compounds	EP074	2	14	**14.3**	**10.0**	✓	NEPM 1999 Schedule B(3) and ALS QCS3 requirement
Laboratory Control Samples (LCS)							
Brominated Volatile Organic Compounds (BVOC)	EP093	1	1	**100.0**	**5.0**	✓	NEPM 1999 Schedule B(3) and ALS QCS3 requirement
TPH - Semivolatile Fraction	EP071	1	18	**5.6**	**5.0**	✓	NEPM 1999 Schedule B(3) and ALS QCS3 requirement
TPH Volatiles/BTEX	EP080	1	18	**5.6**	**5.0**	✓	NEPM 1999 Schedule B(3) and ALS QCS3 requirement
Volatile Organic Compounds	EP074	1	14	**7.1**	**5.0**	✓	NEPM 1999 Schedule B(3) and ALS QCS3 requirement
Method Blanks (MB)							
Brominated Volatile Organic Compounds (BVOC)	EP093	1	1	**100.0**	**5.0**	✓	NEPM 1999 Schedule B(3) and ALS QCS3 requirement
TPH - Semivolatile Fraction	EP071	1	18	**5.6**	**5.0**	✓	NEPM 1999 Schedule B(3) and ALS QCS3 requirement
TPH Volatiles/BTEX	EP080	1	18	**5.6**	**5.0**	✓	NEPM 1999 Schedule B(3) and ALS QCS3 requirement
Volatile Organic Compounds	EP074	1	14	**7.1**	**5.0**	✓	NEPM 1999 Schedule B(3) and ALS QCS3 requirement
Matrix Spikes (MS)							
TPH Volatiles/BTEX	EP080	1	18	**5.6**	**5.0**	✓	ALS QCS3 requirement
Volatile Organic Compounds	EP074	1	14	**7.1**	**5.0**	✓	ALS QCS3 requirement

Brief Method Summaries

The analytical procedures used by the Environmental Division have been developed from established internationally recognized procedures such as those published by the US EPA, APHA, AS and NEPM. In house developed procedures are employed in the absence of documented standards or by client request. The following report provides brief descriptions of the analytical procedures employed for results reported in the Certificate of Analysis. Sources from which ALS methods have been developed are provided within the Method Descriptions.

Analytical Methods	Method	Matrix	Method Descriptions
TPH - Semivolatile Fraction	EP071	WATER	USEPA SW 846 - 8015A The sample extract is analysed by Capillary GC/FID and quantification is by comparison against an established 5 point calibration curve of n-Alkane standards. This method is compliant with NEPM (1999) Schedule B(3) (Appdx. 2)
Volatile Organic Compounds	EP074	WATER	USEPA SW 846 - 8260B Water samples are directly purged prior to analysis by Capillary GC/MS and quantification is by comparison against an established 5 point calibration curve. This method is compliant with NEPM (1999) Schedule B(3) (Appdx. 2)
TPH Volatiles/BTEX	EP080	WATER	USEPA SW 846 - 8260B Water samples are directly purged prior to analysis by Capillary GC/MS and quantification is by comparison against an established 5 point calibration curve. This method is compliant with NEPM (1999) Schedule B(3) (Appdx. 2)
Brominated Volatile Organic Compounds (BVOC)	EP093	WATER	USEPA SW 846 - 8260B Water samples are directly purged prior to analysis by Capillary GC/MS and quantification is by comparison against an established 5 point calibration curve. This method is compliant with NEPM (1999) Schedule B(3) (Appdx. 2)

Preparation Methods	Method	Matrix	Method Descriptions
Separatory Funnel Extraction of Liquids	ORG14	WATER	USEPA SW 846 - 3510B 500 mL to 1L of sample is transferred to a separatory funnel and serially extracted three times using 60mL DCM for each extract. The resultant extracts are combined, dehydrated and concentrated for analysis. This method is compliant with NEPM (1999) Schedule B(3) (Appdx. 2). ALS default excludes sediment which may be resident in the container.

Summary of Outliers

Outliers : Quality Control Samples

The following report highlights outliers flagged in the Quality Control (QC) Report. Surrogate recovery limits are static and based on USEPA SW846 or ALS-QWI/EN/38 (in the absence of specific USEPA limits). This report displays QC Outliers (breaches) only.

Duplicates, Method Blanks, Laboratory Control Samples and Matrix Spikes

- **For all matrices, no Method Blank value outliers occur.**
- **For all matrices, no Duplicate outliers occur.**
- **For all matrices, no Laboratory Control outliers occur.**
- **For all matrices, no Matrix Spike outliers occur.**

Regular Sample Surrogates

- **For all regular sample matrices, no surrogate recovery outliers occur.**

Outliers : Analysis Holding Time Compliance

This report displays Holding Time breaches only. Only the respective Extraction / Preparation and/or Analysis component is/are displayed.

- **No Analysis Holding Time Outliers exist.**

Outliers : Frequency of Quality Control Samples

The following report highlights breaches in the Frequency of Quality Control Samples.

- **No Quality Control Sample Frequency Outliers exist.**

LEEDER CONSULTING

A.B.N. 540 864 910 09
4 - 5, 18 Redland Drive
Mitcham, Vic, 3132
Telephone: (03) 9874 1988
Fax: (03) 9874 1933

Chartered Chemists

REPORT NUMBER: M100688

1-Jun-2010

Site/Client Ref: 087643011

Golder Associates

Level 2
1 Havelock Street
West Perth
WA 6005
Attention: Chris Watts

CERTIFICATE OF ANALYSIS

SAMPLES:	Seven samples were received for analysis
DATE RECEIVED:	**25-May-2010**
DATE COMMENCED:	**25-May-2010**
METHODS:	See Attached Results
RESULTS:	Please refer to attached pages for results.

Note: Results are based on samples as received at Leeder Consulting's laboratories

REPORTED BY:

Kerry Quinton
Senior Chemist

This report has been prepared in accordance with the quality system of Leeder Consulting Pty. Ltd and may not be reproduced except in full.

LEEDER CONSULTING

(I) RESULTS

Report N°: M100688

Matrix: Water

Method: MA-1400.WW.01 Metals

Sample units are expressed in mg/L

	Leeder ID	2010008920	2010008921	2010008923	2010008925
	Client ID	Q5237-01	Q5237-02	Q5237-04	Q5237-06
Analyte Name	**PQL**				
Aluminium	0.001	0.018	0.016	0.001	0.001
Arsenic	0.0005	nd	nd	nd	nd
Cadmium	0.0005	nd	nd	nd	nd
Chromium	0.001	nd	nd	nd	nd
Copper	0.001	nd	nd	nd	nd
Iron	0.001	16	0.010	0.001	0.002
Lead	0.001	nd	nd	nd	nd
Manganese	0.001	0.39	0.051	nd	nd
Mercury	0.0005	nd	nd	nd	nd
Nickel	0.001	0.005	0.001	nd	nd
Zinc	0.001	0.010	0.008	0.002	nd

LEEDER CONSULTING

(I) RESULTS

Report N°: M100688

Matrix: Water

Method: MA-1400.WW.01 Metals

Sample units are expressed in mg/L

	Leeder ID	2010008927	2010008928
	Client ID	Q5237-01	Method
Analyte Name	**PQL**	Duplicate	Blank
Aluminium	0.001	0.019	nd
Arsenic	0.0005	nd	nd
Cadmium	0.0005	nd	nd
Chromium	0.001	nd	nd
Copper	0.001	nd	nd
Iron	0.001	16	nd
Lead	0.001	nd	nd
Manganese	0.001	0.39	nd
Mercury	0.0005	nd	nd
Nickel	0.001	0.005	nd
Zinc	0.001	0.010	nd

Matrix: Water

Method: MA-30.WW.01 Total Petroleum Hydrocarbons

Sample units are expressed in mg/L

	Leeder ID	2010008920	2010008921	2010008922	2010008923	2010008924	2010008925
	Client ID	Q5237-01	Q5237-02	Q5237-03	Q5237-04	Q5237-05	Q5237-06
Analyte Name	**PQL**						
C6-C9	0.01	nd	nd	nd	nd	nd	nd
C10-C14	0.01	nd	nd	nd	nd	nd	nd
C15-C28	0.05	nd	nd	nd	nd	nd	nd
C29-C36	0.05	nd	nd	nd	nd	nd	nd
Total C6-C36	0.05	nd	nd	nd	nd	nd	nd

LEEDER
CONSULTING

(I) RESULTS

Report N°: M100688

Matrix: Water

Method: MA-30.WW.01 Total Petroleum Hydrocarbons

Sample units are expressed in mg/L

	Leeder ID	2010008927	2010008928
	Client ID	Q5237-01	Method
Analyte Name	**PQL**	Duplicate	Blank
C6-C9	0.01	nd	nd
C10-C14	0.01	nd	nd
C15-C28	0.05	nd	nd
C29-C36	0.05	nd	nd
Total C6-C36	0.05	nd	nd

LEEDER CONSULTING

(I) RESULTS

Report N°: M100688

Matrix: Water

Method: MA-15.WW.01 Volatile Organic Compounds

Sample units are expressed in mg/L

	Leeder ID	2010008920	2010008921	2010008922	2010008923	2010008924	2010008925	2010008926
	Client ID	Q5237-01	Q5237-02	Q5237-03	Q5237-04	Q5237-05	Q5237-06	Q5237-07
Analyte Name	**PQL**							
Benzene	0.001	nd	nd	nd	nd	nd	nd	nd
Bromobenzene	0.001	nd	nd	nd	nd	nd	nd	nd
Bromochloromethane	0.001	nd	nd	nd	nd	nd	nd	nd
Bromodichloromethane	0.001	nd	nd	nd	nd	nd	nd	nd
Bromomethane	0.001	nd	nd	nd	nd	nd	nd	nd
n-Butylbenzene	0.001	nd	nd	nd	nd	nd	nd	nd
s-Butylbenzene	0.001	nd	nd	nd	nd	nd	nd	nd
t-Butylbenzene	0.001	nd	nd	nd	nd	nd	nd	nd
Carbon tetrachloride	0.001	nd	nd	nd	nd	nd	nd	nd
Chlorobenzene	0.001	nd	nd	nd	nd	nd	nd	nd
Chloroethane	0.001	nd	nd	nd	nd	0.001	nd	nd
Chloromethane	0.001	nd	nd	nd	nd	nd	nd	nd
2-Chlorotoluene	0.001	nd	nd	nd	nd	nd	nd	nd
4-Chlorotoluene	0.001	nd	nd	nd	nd	nd	nd	nd
Dibromochloromethane	0.001	nd	nd	nd	nd	nd	nd	nd
1,2-Dibromo-3-chloropropane	0.001	nd	nd	nd	nd	nd	nd	nd
1,2-Dibromoethane	0.001	nd	nd	nd	nd	nd	nd	nd
Dibromomethane	0.001	nd	nd	nd	nd	nd	nd	nd
1,2-Dichlorobenzene	0.001	nd	nd	nd	nd	nd	nd	nd
1,3-Dichlorobenzene	0.001	nd	nd	nd	nd	nd	nd	nd
1,4-Dichlorobenzene	0.001	nd	nd	nd	nd	nd	nd	nd
Dichlorodifluoromethane	0.001	nd	nd	nd	nd	nd	nd	nd
1,2-Dichloroethane	0.001	nd	nd	nd	nd	nd	nd	nd
1,1-Dichloroethane	0.001	nd	nd	nd	nd	nd	nd	nd

LEEDER CONSULTING

(I) RESULTS

Report N°: M100688

Matrix: Water

Method: MA-15.WW.01 Volatile Organic Compounds

Sample units are expressed in mg/L

	Leeder ID	2010008920	2010008921	2010008922	2010008923	2010008924	2010008925	2010008926
	Client ID	Q5237-01	Q5237-02	Q5237-03	Q5237-04	Q5237-05	Q5237-06	Q5237-07
Analyte Name	**PQL**							
1,1-Dichloroethene	0.001	nd	nd	nd	nd	nd	nd	nd
cis-1,2-Dichloroethene	0.001	nd	nd	nd	nd	nd	nd	nd
trans-1,2-Dichloroethene	0.001	nd	nd	nd	nd	nd	nd	nd
Dichloromethane	0.01	nd	nd	nd	nd	nd	nd	nd
1,2-Dichloropropane	0.001	nd	nd	nd	nd	nd	nd	nd
1,3-Dichloropropane	0.001	nd	nd	nd	nd	nd	nd	nd
2,2-Dichloropropane	0.001	nd	nd	nd	nd	nd	nd	nd
1,1-Dichloropropene	0.001	nd	nd	nd	nd	nd	nd	nd
cis-1,3-Dichloropropene	0.001	nd	nd	nd	nd	nd	nd	nd
trans-1,3-Dichloropropene	0.001	nd	nd	nd	nd	nd	nd	nd
Ethylbenzene	0.001	nd	nd	nd	nd	nd	nd	nd
Hexachloro-1,3-butadiene	0.001	nd	nd	nd	nd	nd	nd	nd
Isopropylbenzene	0.001	nd	nd	nd	nd	nd	nd	nd
p-Isopropyltoluene	0.001	nd	nd	nd	nd	nd	nd	nd
Naphthalene	0.001	nd	nd	nd	nd	nd	nd	nd
Propylbenzene	0.001	nd	nd	nd	nd	nd	nd	nd
Styrene	0.001	nd	nd	nd	nd	nd	nd	nd
1,1,2,2-Tetrachloroethane	0.001	nd	nd	nd	nd	nd	nd	nd
Tetrachloroethene	0.001	nd	nd	nd	nd	nd	nd	nd
1,1,1,2-Tetrachloroethane	0.001	nd	nd	nd	nd	nd	nd	nd
Toluene	0.001	nd	nd	nd	nd	nd	nd	nd
Tribromomethane	0.001	nd	nd	nd	nd	nd	nd	nd
1,2,3-Trichlorobenzene	0.001	nd	nd	nd	nd	nd	nd	nd
1,2,4-Trichlorobenzene	0.001	nd	nd	nd	nd	nd	nd	nd
1,1,1-Trichloroethane	0.001	nd	nd	nd	nd	nd	nd	nd

LEEDER CONSULTING

(I) RESULTS

Report N°: M100688

Matrix: Water

Method: MA-15.WW.01 Volatile Organic Compounds

Sample units are expressed in mg/L

	Leeder ID	2010008920	2010008921	2010008922	2010008923	2010008924	2010008925	2010008926
	Client ID	Q5237-01	Q5237-02	Q5237-03	Q5237-04	Q5237-05	Q5237-06	Q5237-07
Analyte Name	**PQL**							
1,1,2-Trichloroethane	0.001	nd	nd	nd	nd	nd	nd	nd
Trichloroethene	0.001	nd	nd	nd	nd	0.13	nd	nd
Trichlorofluoromethane	0.001	nd	nd	nd	nd	nd	nd	nd
Trichloromethane	0.001	nd	nd	nd	nd	nd	nd	nd
1,2,3-Trichloropropane	0.001	nd	nd	nd	nd	nd	nd	nd
1,2,4-Trimethylbenzene	0.001	nd	nd	nd	nd	nd	nd	nd
1,3,5-Trimethylbenzene	0.001	nd	nd	nd	nd	nd	nd	nd
Vinyl Chloride	0.001	nd	nd	nd	nd	nd	nd	nd
m&p-Xylenes	0.001	nd	nd	nd	nd	nd	nd	nd
o-Xylene	0.001	nd	nd	nd	nd	nd	nd	nd

LEEDER
CONSULTING

(I) RESULTS

Report N°: M100688

Matrix: Water

Method: MA-15.WW.01 Volatile Organic Compounds

Sample units are expressed in mg/L

	Leeder ID	2010008927	2010008928
	Client ID	Q5237-01	Method
Analyte Name	**PQL**	Duplicate	Blank
Benzene	0.001	nd	nd
Bromobenzene	0.001	nd	nd
Bromochloromethane	0.001	nd	nd
Bromodichloromethane	0.001	nd	nd
Bromomethane	0.001	nd	nd
n-Butylbenzene	0.001	nd	nd
s-Butylbenzene	0.001	nd	nd
t-Butylbenzene	0.001	nd	nd
Carbon tetrachloride	0.001	nd	nd
Chlorobenzene	0.001	nd	nd
Chloroethane	0.001	nd	nd
Chloromethane	0.001	nd	nd
2-Chlorotoluene	0.001	nd	nd
4-Chlorotoluene	0.001	nd	nd
Dibromochloromethane	0.001	nd	nd
1,2-Dibromo-3-chloropropane	0.001	nd	nd
1,2-Dibromoethane	0.001	nd	nd
Dibromomethane	0.001	nd	nd
1,2-Dichlorobenzene	0.001	nd	nd
1,3-Dichlorobenzene	0.001	nd	nd
1,4-Dichlorobenzene	0.001	nd	nd
Dichlorodifluoromethane	0.001	nd	nd
1,2-Dichloroethane	0.001	nd	nd
1,1-Dichloroethane	0.001	nd	nd

LEEDER CONSULTING

(I) RESULTS

Report N°: M100688

Matrix: Water

Method: MA-15.WW.01 Volatile Organic Compounds

Sample units are expressed in mg/L

	Leeder ID	2010008927	2010008928
	Client ID	Q5237-01	Method
Analyte Name	**PQL**	Duplicate	Blank
1,1-Dichloroethene	0.001	nd	nd
cis-1,2-Dichloroethene	0.001	nd	nd
trans-1,2-Dichloroethene	0.001	nd	nd
Dichloromethane	0.01	nd	nd
1,2-Dichloropropane	0.001	nd	nd
1,3-Dichloropropane	0.001	nd	nd
2,2-Dichloropropane	0.001	nd	nd
1,1-Dichloropropene	0.001	nd	nd
cis-1,3-Dichloropropene	0.001	nd	nd
trans-1,3-Dichloropropene	0.001	nd	nd
Ethylbenzene	0.001	nd	nd
Hexachloro-1,3-butadiene	0.001	nd	nd
Isopropylbenzene	0.001	nd	nd
p-Isopropyltoluene	0.001	nd	nd
Naphthalene	0.001	nd	nd
Propylbenzene	0.001	nd	nd
Styrene	0.001	nd	nd
1,1,2,2-Tetrachloroethane	0.001	nd	nd
Tetrachloroethene	0.001	nd	nd
1,1,1,2-Tetrachloroethane	0.001	nd	nd
Toluene	0.001	nd	nd
Tribromomethane	0.001	nd	nd
1,2,3-Trichlorobenzene	0.001	nd	nd
1,2,4-Trichlorobenzene	0.001	nd	nd
1,1,1-Trichloroethane	0.001	nd	nd

LEEDER
CONSULTING

(I) RESULTS

Report N°: M100688

Matrix: Water

Method: MA-15.WW.01 Volatile Organic Compounds

Sample units are expressed in mg/L

	Leeder ID	2010008927	2010008928
	Client ID	Q5237-01	Method
Analyte Name	**PQL**	Duplicate	Blank
1,1,2-Trichloroethane	0.001	nd	nd
Trichloroethene	0.001	nd	nd
Trichlorofluoromethane	0.001	nd	nd
Trichloromethane	0.001	nd	nd
1,2,3-Trichloropropane	0.001	nd	nd
1,2,4-Trimethylbenzene	0.001	nd	nd
1,3,5-Trimethylbenzene	0.001	nd	nd
Vinyl Chloride	0.001	nd	nd
m&p-Xylenes	0.001	nd	nd
o-Xylene	0.001	nd	nd

LEEDER CONSULTING

(I) RESULTS

Report N°: M100688

Matrix: Water

Method: MA-15.WW.09 Brominated Volatile Organic Compounds

Sample units are expressed in ug/L

	Leeder ID	2010008920	2010008921	2010008922	2010008923	2010008924	2010008925
	Client ID	Q5237-01	Q5237-02	Q5237-03	Q5237-04	Q5237-05	Q5237-06
Analyte Name	**PQL**						
Bromobenzene	0.1	nd	nd	nd	nd	nd	nd
Bromochloromethane	0.1	nd	nd	nd	nd	nd	nd
Bromodichloromethane	0.1	nd	nd	nd	nd	nd	nd
Bromoethane	0.1	nd	nd	nd	nd	nd	nd
Bromoethyne	0.1	nd	nd	nd	nd	nd	nd
Dibromochloromethane	0.1	nd	nd	nd	nd	nd	nd
1,2-Dibromo-3-chloropropane	0.1	nd	nd	nd	nd	nd	nd
Dibromoethane	0.1	nd	nd	nd	nd	nd	nd
cis-1,2-Dibromoethene	0.1	nd	nd	nd	nd	nd	nd
trans-1,2-Dibromoethene	0.1	nd	nd	nd	nd	nd	nd
1,2-Dibromoethene(c,t)	0.1	nd	nd	nd	nd	nd	nd
Dibromomethane	0.1	nd	nd	nd	nd	nd	nd
1,1,2,2-Tetrabromoethane	0.1	nd	nd	nd	nd	nd	nd
Tetrabromoethane	0.1	nd	nd	nd	nd	nd	nd
Tetrabromoethene	0.1	nd	nd	nd	nd	nd	nd
Tribromoethane	0.1	nd	nd	nd	nd	nd	nd
Tribromoethene	0.1	nd	nd	nd	nd	nd	nd
Tribromomethane	0.1	nd	nd	nd	nd	nd	nd
Vinyl bromide	0.1	nd	nd	nd	nd	nd	nd

LEEDER
CONSULTING

(I) RESULTS

Report N°: M100688

Matrix: Water

Method: MA-15.WW.09 Brominated Volatile Organic Compounds

Sample units are expressed in ug/L

	Leeder ID	2010008927	2010008928
	Client ID	Q5237-01	Method
Analyte Name	**PQL**	Duplicate	Blank
Bromobenzene	0.1	nd	nd
Bromochloromethane	0.1	nd	nd
Bromodichloromethane	0.1	nd	nd
Bromoethane	0.1	nd	nd
Bromoethyne	0.1	nd	nd
Dibromochloromethane	0.1	nd	nd
1,2-Dibromo-3-chloropropane	0.1	nd	nd
Dibromoethane	0.1	nd	nd
cis-1,2-Dibromoethene	0.1	nd	nd
trans-1,2-Dibromoethene	0.1	nd	nd
1,2-Dibromoethene(c,t)	0.1	nd	nd
Dibromomethane	0.1	nd	nd
1,1,2,2-Tetrabromoethane	0.1	nd	nd
Tetrabromoethane	0.1	nd	nd
Tetrabromoethene	0.1	nd	nd
Tribromoethane	0.1	nd	nd
Tribromoethene	0.1	nd	nd
Tribromomethane	0.1	nd	nd
Vinyl bromide	0.1	nd	nd

LEEDER CONSULTING

(I) RESULTS

Report N°: M100688

Matrix: Water

Method: VOC Surrogate Recovery

Sample units are expressed in %

	Leeder ID	2010008920	2010008921	2010008922	2010008923	2010008924	2010008925	2010008926
	Client ID	Q5237-01	Q5237-02	Q5237-03	Q5237-04	Q5237-05	Q5237-06	Q5237-07
Analyte Name	**PQL**							
Dibromofluoromethane		123	127	119	117	113	94	128
12-Dichloroethane-d4		116	121	115	112	110	100	126
Toluene-d8		106	120	86	89	91	80	84
p-Bromofluorobenzene		93	109	72	77	78	89	69

Matrix: Water

Method: VOC Surrogate Recovery

Sample units are expressed in %

	Leeder ID	2010008927	2010008928
	Client ID	Q5237-01	Method
Analyte Name	**PQL**	Duplicate	Blank
Dibromofluoromethane		125	118
12-Dichloroethane-d4		116	113
Toluene-d8		114	111
p-Bromofluorobenzene		103	106

LEEDER CONSULTING

(II) QUALITY CONTROL

Report N°: M100688

Matrix: Water

Method: MA-1400.WW.01 Metals

Quality Control Results are expressed in Percent Recovery of expected result

	Leeder ID	2010008929	2010008930
	Client ID	Q5237-01	Q5237-01
Analyte Name	**PQL**	Spike	Spike Dup
Aluminium		121	117
Arsenic		114	116
Cadmium		110	112
Chromium		107	111
Copper		103	106
Iron		U	U
Lead		97	99
Manganese		95	105
Mercury		110	110
Nickel		103	106
Zinc		108	113

Matrix: Water

Method: MA-30.WW.01 Total Petroleum Hydrocarbons

Quality Control Results are expressed in Percent Recovery of expected result

	Leeder ID	2010009104	2010009105
	Client ID	Q5237-02	Q5237-02
Analyte Name	**PQL**	Spike	Spike Dup
Total C6-C36		112	113

LEEDER CONSULTING

(II) QUALITY CONTROL

Report N°: M100688

Matrix: Water

Method: MA-15.WW.01 Volatile Organic Compounds

Quality Control Results are expressed in Percent Recovery of expected result

	Leeder ID	2010008931	2010008932
	Client ID	Method	Method
Analyte Name	**PQL**	Spike	Spike Dup
Benzene		99	102
Bromodichloromethane		69	92
Carbon tetrachloride		81	100
Chlorobenzene		107	110
Dibromochloromethane		64	73
1,2-Dichlorobenzene		74	72
1,3-Dichlorobenzene		99	99
1,4-Dichlorobenzene		93	95
1,2-Dichloroethane		86	114
1,1-Dichloroethane		88	117

Matrix: Water

Method: MA-15.WW.01 Volatile Organic Compounds

Quality Control Results are expressed in Percent Recovery of expected result

	Leeder ID	2010008931	2010008932
	Client ID	Method	Method
Analyte Name	**PQL**	Spike	Spike Dup
1,1-Dichloroethene		73	99
trans-1,2-Dichloroethene		79	112
Dichloromethane		96	122
1,2-Dichloropropane		104	117
Ethylbenzene		73	77
1,1,2,2-Tetrachloroethane		107	108
Tetrachloroethene		75	85
Toluene		83	92
Tribromomethane		72	75
1,1,1-Trichloroethane		87	106

LEEDER CONSULTING

(II) QUALITY CONTROL

Report N°: M100688

Matrix: Water

Method: MA-15.WW.01 Volatile Organic Compounds

Quality Control Results are expressed in Percent Recovery of expected result

	Leeder ID	2010008931	2010008932
	Client ID	Method	Method
Analyte Name	**PQL**	Spike	Spike Dup
1,1,2-Trichloroethane		93	105
Trichloroethene		76	96
Trichloromethane		98	114

Matrix: Water

Method: MA-15.WW.09 Brominated Volatile Organic Compounds

Quality Control Results are expressed in Percent Recovery of expected result

	Leeder ID	2010008931	2010008932
	Client ID	Method	Method
Analyte Name	**PQL**	Spike	Spike Dup
Bromodichloromethane		82	68
Bromoethane		90	88
Dibromochloromethane		70	78
cis-1,2-Dibromoethene		67	79
trans-1,2-Dibromoethene		99	73
1,2-Dibromoethene(c,t)		83	76
Tribromoethane		75	77
Tribromoethene		98	78
Tribromomethane		88	72
Vinyl bromide		89	89

LEEDER
CONSULTING

(II) QUALITY CONTROL

Report N°: M100688

Matrix: Water

Method: VOC Surrogate Recovery

Quality Control Results are expressed in Percent Recovery of expected result

	Leeder ID	2010008931	2010008932
	Client ID	Method	Method
Analyte Name	**PQL**	Spike	Spike Dup
Dibromofluoromethane		91	100
12-Dichloroethane-d4		88	116
Toluene-d8		94	104
p-Bromofluorobenzene		102	101

QUALIFIERS / NOTES FOR REPORTED RESULTS

PQL	Practical Quantitation Limit
is	Insufficient Sample to perform this analysis.
T	Tentative identification based on computer library search of mass spectra.
ND	Not Detected – The analyte was not detected above the reported PQL.
nr	Not Requested for analysis.
R	Rejected Result – results for this analysis failed QC checks.
SQ	Semi-Quantitative result – quantitation based on a generic response factor for this class of analyte.
IM	Inappropriate method of analysis for this compound
U	Unable to provide Quality Control data – high levels of compounds in sample interfered with analysis of QC results.
UF	Unable to provide Quality Control data- Surrogates failed QCchecks due to sample matrix effects
UI	Unable to provide Quality Control data – insufficient sample to perform QC checks.
B	This analyte also detected in analysis of the Method Blank.
D	Deviation from standard method – see notes for specific explanation.
L	Analyte detected at a level above the linear response of calibration curve.
NT	No blank sorbent tubes provided for QC analysis.
C1	These compounds co-elute.
C2	These compounds co-elute.

LEEDER
CONSULTING

APPENDIX ONE.

CHAIN OF CUSTODY DOCUMENT

CHAIN OF CUSTODY RECORD/ANALYSIS REQUEST

Q 5237

page 1 of 1

Golder Associates
1 Havelock Street
West Perth, WA 6005 Australia
Telehone +61 8 9213 7600 Fax +61 8 9213 7611

Project Number: 087643011	Laboratory Name: Leeder
[redacted]	Address: Melbourne
Golder Contact: Chris Watts	Golder Email Address: cwatts @golder.com.au
Telephone/Fax:	Contact: Lyndall

Address where reports should be sent to

☐ PO Box 1914
West Perth, WA 6872
Telephone (61 8) 9213 7600
Fax (61 8) 9213 7611

☐ Other Keely Mundle kmundle
ph- 042 212 6880

Phone _____ Fax _____

Analyses Required

Sample Control Number (SCN	[redacted]	Sample Matrix (over)	Date Sampled (D/M/Y)	[redacted]	Number of Containers	QQ291221AAR1	Suite 2	Suite 1	VOCs						RUSH	Remarks (over)
Q5237 - 01		H_2O	24/5/10		6		✓									
Q5237 - 02		↓	↓		6		✓									
Q5237 - 03					5			✓								
Q5237 - 04					6		✓									
Q5237 - 05					5			✓								
Q5237 - 06					6		✓									
Q5237 - 07		↓	↓		1				✓							
- 08																
- 09																
- 10																
- 11																
- 12																

Sampler's Signature: [signature]	Relinquished by: Signature [signature]	Company Golder	Date 24/5/10	Time 1600	Received by: Signature [signature]	Company Leeder Consulting
Sample Storage (°C) Ice Bricks	Relinquished by: Signature	Company	Date	Time	Received by: Signature	Company
Comments: QQ291221AAR1	Method of Shipment: Air	Waybill No:	Received for Lab by: Lyndall Stevens		Date 25/5/10	Time 9:00am
	Shipped by: Aust Air Express	Shipment Condition: Seal intact:	Temp (°C)	Cooler opened by:	Date	Time

WHITE: Golder Copy YELLOW: Lab Copy PINK: Lab Returns with Final Report

LEEDER CONSULTING

A.B.N. 540 864 910 09
4 - 5, 18 Redland Drive
Mitcham, Vic, 3132
Telephone: (03) 9874 1988
Fax: (03) 9874 1933

Chartered Chemists

3-Jun-2010

REPORT NUMBER: M100696R1

Site/Client Ref: 087643011

Golder Associates

Level 2
1 Havelock Street
West Perth
WA 6005
Attention: Chris Watts

CERTIFICATE OF ANALYSIS

This report replaces previous report dated 1-Jun-2010

SAMPLES:	Six samples were received for analysis
DATE RECEIVED:	**26-May-2010**
DATE COMMENCED:	**26-May-2010**
METHODS:	See Attached Results
RESULTS:	Please refer to attached pages for results.

Note: Results are based on samples as received at Leeder Consulting's laboratories

REPORTED BY:

Kerry Quinton
Senior Chemist

This report has been prepared in accordance with the quality system of Leeder Consulting Pty. Ltd and may not be reproduced except in full.

LEEDER CONSULTING

(I) RESULTS

Report N°: M100696R1

Matrix: Water

Method: MA-1400.WW.01 Metals

Sample units are expressed in mg/L

	Leeder ID	2010008938
	Client ID	Q5238-02
Analyte Name	**PQL**	
Aluminium	0.001	nd
Arsenic	0.0005	nd
Cadmium	0.0002	nd
Chromium	0.001	nd
Copper	0.001	nd
Iron	0.001	0.030
Lead	0.001	0.001
Manganese	0.001	nd
Mercury	0.00006	nd
Nickel	0.001	nd
Zinc	0.001	0.005

LEEDER CONSULTING

(I) RESULTS

Report N°: M100696R1

Matrix: Water

Method: MA-1400.WW.01 Metals

Sample units are expressed in mg/L

	Leeder ID	2010008944	2010009334
	Client ID	Method	Q5238-02
Analyte Name	**PQL**	Blank	Duplicate
Aluminium	0.001	nd	nd
Arsenic	0.0005	nd	nd
Cadmium	0.0002	nd	nd
Chromium	0.001	nd	nd
Copper	0.001	nd	nd
Iron	0.001	nd	0.029
Lead	0.001	nd	0.001
Manganese	0.001	nd	nd
Mercury	0.00006	nd	nd
Nickel	0.001	nd	nd
Zinc	0.001	nd	0.005

Matrix: Water

Method: MA-30.WW.01 Total Petroleum Hydrocarbons

Sample units are expressed in mg/L

	Leeder ID	2010008937	2010008938	2010008939	2010008940	2010008941	2010008943
	Client ID	Q5238-01	Q5238-02	Q5238-03	Q5238-04	Q5238-05	Q5238-01
Analyte Name	**PQL**						Duplicate
C6-C9	0.01	nd	nd	nd	nd	nd	nd
C10-C14	0.01	nd	nd	nd	nd	nd	nd
C15-C28	0.05	nd	nd	nd	nd	nd	nd
C29-C36	0.05	nd	nd	nd	nd	nd	nd
Total C6-C36	0.05	nd	nd	nd	nd	nd	nd

LEEDER
CONSULTING

(I) RESULTS

Report N°: M100696R1

Matrix: Water

Method: MA-30.WW.01 Total Petroleum Hydrocarbons

Sample units are expressed in mg/L

	Leeder ID	2010008944
	Client ID	Method
Analyte Name	**PQL**	Blank
C6-C9	0.01	nd
C10-C14	0.01	nd
C15-C28	0.05	nd
C29-C36	0.05	nd
Total C6-C36	0.05	nd

LEEDER CONSULTING

(I) RESULTS

Report N°: M100696R1

Matrix: Water

Method: MA-15.WW.01 Volatile Organic Compounds

Sample units are expressed in mg/L

	Leeder ID	2010008937	2010008938	2010008939	2010008940	2010008941	2010008942	2010008943
	Client ID	Q5238-01	Q5238-02	Q5238-03	Q5238-04	Q5238-05	Q5238-06	Q5238-01
Analyte Name	**PQL**							Duplicate
Benzene	0.001	nd	nd	0.015	nd	nd	nd	nd
Bromobenzene	0.001	nd	nd	nd	nd	nd	nd	nd
Bromochloromethane	0.001	nd	nd	nd	nd	nd	nd	nd
Bromodichloromethane	0.001	nd	nd	nd	nd	nd	nd	nd
Bromomethane	0.001	nd	nd	nd	nd	nd	nd	nd
n-Butylbenzene	0.001	nd	nd	nd	nd	nd	nd	nd
s-Butylbenzene	0.001	nd	nd	nd	nd	nd	nd	nd
t-Butylbenzene	0.001	nd	nd	nd	nd	nd	nd	nd
Carbon tetrachloride	0.0007	nd	nd	nd	nd	nd	nd	nd
Chlorobenzene	0.001	nd	nd	nd	nd	nd	nd	nd
Chloroethane	0.001	nd	nd	nd	nd	nd	nd	nd
Chloromethane	0.001	nd	nd	nd	nd	nd	nd	nd
2-Chlorotoluene	0.001	nd	nd	nd	nd	nd	nd	nd
4-Chlorotoluene	0.001	nd	nd	nd	nd	nd	nd	nd
Dibromochloromethane	0.001	nd	nd	nd	nd	nd	nd	nd
1,2-Dibromo-3-chloropropane	0.001	nd	nd	nd	nd	nd	nd	nd
1,2-Dibromoethane	0.001	nd	nd	nd	nd	nd	nd	nd
Dibromomethane	0.001	nd	nd	nd	nd	nd	nd	nd
1,2-Dichlorobenzene	0.001	nd	nd	nd	nd	0.002	nd	nd
1,3-Dichlorobenzene	0.001	nd	nd	nd	nd	nd	nd	nd
1,4-Dichlorobenzene	0.001	nd	nd	nd	nd	nd	nd	nd
Dichlorodifluoromethane	0.001	nd	nd	nd	nd	nd	nd	nd
1,2-Dichloroethane	0.001	nd	nd	nd	nd	0.005	nd	nd
1,1-Dichloroethane	0.001	nd	nd	0.002	0.008	0.013	nd	nd

LEEDER CONSULTING

(I) RESULTS

Report N°: M100696R1

Matrix: Water

Method: MA-15.WW.01 Volatile Organic Compounds

Sample units are expressed in mg/L

	Leeder ID	2010008937	2010008938	2010008939	2010008940	2010008941	2010008942	2010008943
	Client ID	Q5238-01	Q5238-02	Q5238-03	Q5238-04	Q5238-05	Q5238-06	Q5238-01
Analyte Name	**PQL**							Duplicate
1,1-Dichloroethene	0.001	nd	nd	nd	0.004	0.029	nd	nd
cis-1,2-Dichloroethene	0.001	nd	nd	0.007	0.033	0.11	nd	nd
trans-1,2-Dichloroethene	0.001	nd	nd	nd	nd	nd	nd	nd
Dichloromethane	0.01	nd	nd	nd	nd	nd	nd	nd
1,2-Dichloropropane	0.001	nd	nd	nd	nd	nd	nd	nd
1,3-Dichloropropane	0.001	nd	nd	nd	nd	nd	nd	nd
2,2-Dichloropropane	0.001	nd	nd	nd	nd	nd	nd	nd
1,1-Dichloropropene	0.001	nd	nd	nd	nd	nd	nd	nd
cis-1,3-Dichloropropene	0.001	nd	nd	nd	nd	nd	nd	nd
trans-1,3-Dichloropropene	0.001	nd	nd	nd	nd	nd	nd	nd
Ethylbenzene	0.001	nd	nd	nd	nd	nd	nd	nd
Hexachloro-1,3-butadiene	0.001	nd	nd	nd	nd	nd	nd	nd
Isopropylbenzene	0.001	nd	nd	nd	nd	nd	nd	nd
p-Isopropyltoluene	0.001	nd	nd	nd	nd	nd	nd	nd
Naphthalene	0.001	nd	nd	nd	nd	nd	nd	nd
Propylbenzene	0.001	nd	nd	nd	nd	nd	nd	nd
Styrene	0.001	nd	nd	nd	nd	nd	nd	nd
1,1,2,2-Tetrachloroethane	0.001	nd	nd	nd	nd	nd	nd	nd
Tetrachloroethene	0.001	nd	nd	nd	0.014	0.054	nd	nd
1,1,1,2-Tetrachloroethane	0.001	nd	nd	nd	nd	nd	nd	nd
Toluene	0.001	nd	nd	nd	nd	nd	nd	nd
Tribromomethane	0.001	nd	nd	nd	nd	nd	nd	nd
1,2,3-Trichlorobenzene	0.001	nd	nd	nd	nd	nd	nd	nd
1,2,4-Trichlorobenzene	0.001	nd	nd	nd	nd	nd	nd	nd
1,1,1-Trichloroethane	0.001	nd	nd	nd	nd	0.002	nd	nd

LEEDER CONSULTING

(I) RESULTS

Report N°: M100696R1

Matrix: Water

Method: MA-15.WW.01 Volatile Organic Compounds

Sample units are expressed in mg/L

	Leeder ID	2010008937	2010008938	2010008939	2010008940	2010008941	2010008942	2010008943
	Client ID	Q5238-01	Q5238-02	Q5238-03	Q5238-04	Q5238-05	Q5238-06	Q5238-01
Analyte Name	**PQL**							Duplicate
1,1,2-Trichloroethane	0.001	nd	nd	nd	nd	nd	nd	nd
Trichloroethene	0.001	nd	nd	0.001	0.025	0.025	nd	nd
Trichlorofluoromethane	0.001	nd	nd	nd	0.013	0.007	nd	nd
Trichloromethane	0.001	nd	nd	nd	0.010	0.12	nd	nd
1,2,3-Trichloropropane	0.001	nd	nd	nd	nd	nd	nd	nd
1,2,4-Trimethylbenzene	0.001	nd	nd	nd	nd	nd	nd	nd
1,3,5-Trimethylbenzene	0.001	nd	nd	nd	nd	nd	nd	nd
Vinyl Chloride	0.001	nd	nd	nd	nd	nd	nd	nd
m&p-Xylenes	0.001	nd	nd	nd	nd	nd	nd	nd
o-Xylene	0.001	nd	nd	nd	nd	nd	nd	nd

LEEDER CONSULTING

(I) RESULTS

Report N°: M100696R1

Matrix: Water

Method: MA-15.WW.01 Volatile Organic Compounds

Sample units are expressed in mg/L

	Leeder ID	2010008944
	Client ID	Method
Analyte Name	**PQL**	Blank
Benzene	0.001	nd
Bromobenzene	0.001	nd
Bromochloromethane	0.001	nd
Bromodichloromethane	0.001	nd
Bromomethane	0.001	nd
n-Butylbenzene	0.001	nd
s-Butylbenzene	0.001	nd
t-Butylbenzene	0.001	nd
Carbon tetrachloride	0.0007	nd
Chlorobenzene	0.001	nd
Chloroethane	0.001	nd
Chloromethane	0.001	nd
2-Chlorotoluene	0.001	nd
4-Chlorotoluene	0.001	nd
Dibromochloromethane	0.001	nd
1,2-Dibromo-3-chloropropane	0.001	nd
1,2-Dibromoethane	0.001	nd
Dibromomethane	0.001	nd
1,2-Dichlorobenzene	0.001	nd
1,3-Dichlorobenzene	0.001	nd
1,4-Dichlorobenzene	0.001	nd
Dichlorodifluoromethane	0.001	nd
1,2-Dichloroethane	0.001	nd
1,1-Dichloroethane	0.001	nd

LEEDER CONSULTING

(I) RESULTS

Report N°: M100696R1

Matrix: Water

Method: MA-15.WW.01 Volatile Organic Compounds

Sample units are expressed in mg/L

	Leeder ID	2010008944
	Client ID	Method
Analyte Name	**PQL**	Blank
1,1-Dichloroethene	0.001	nd
cis-1,2-Dichloroethene	0.001	nd
trans-1,2-Dichloroethene	0.001	nd
Dichloromethane	0.01	nd
1,2-Dichloropropane	0.001	nd
1,3-Dichloropropane	0.001	nd
2,2-Dichloropropane	0.001	nd
1,1-Dichloropropene	0.001	nd
cis-1,3-Dichloropropene	0.001	nd
trans-1,3-Dichloropropene	0.001	nd
Ethylbenzene	0.001	nd
Hexachloro-1,3-butadiene	0.001	nd
Isopropylbenzene	0.001	nd
p-Isopropyltoluene	0.001	nd
Naphthalene	0.001	nd
Propylbenzene	0.001	nd
Styrene	0.001	nd
1,1,2,2-Tetrachloroethane	0.001	nd
Tetrachloroethene	0.001	nd
1,1,1,2-Tetrachloroethane	0.001	nd
Toluene	0.001	nd
Tribromomethane	0.001	nd
1,2,3-Trichlorobenzene	0.001	nd
1,2,4-Trichlorobenzene	0.001	nd
1,1,1-Trichloroethane	0.001	nd

LEEDER CONSULTING

(I) RESULTS

Report N°: M100696R1

Matrix: Water

Method: MA-15.WW.01 Volatile Organic Compounds

Sample units are expressed in mg/L

	Leeder ID	2010008944
	Client ID	Method
Analyte Name	**PQL**	Blank
1,1,2-Trichloroethane	0.001	nd
Trichloroethene	0.001	nd
Trichlorofluoromethane	0.001	nd
Trichloromethane	0.001	nd
1,2,3-Trichloropropane	0.001	nd
1,2,4-Trimethylbenzene	0.001	nd
1,3,5-Trimethylbenzene	0.001	nd
Vinyl Chloride	0.001	nd
m&p-Xylenes	0.001	nd
o-Xylene	0.001	nd

LEEDER CONSULTING

(I) RESULTS

Report N°: M100696R1

Matrix: Water

Method: MA-15.WW.09 Brominated Volatile Organic Compounds

Sample units are expressed in ug/L

	Leeder ID	2010008937	2010008938	2010008939	2010008940	2010008941	2010008943
	Client ID	Q5238-01	Q5238-02	Q5238-03	Q5238-04	Q5238-05	Q5238-01
Analyte Name	**PQL**						Duplicate
Bromobenzene	0.1	nd	nd	nd	nd	nd	nd
Bromochloromethane	0.1	nd	nd	nd	nd	nd	nd
Bromodichloromethane	0.1	nd	nd	nd	nd	nd	nd
Bromoethane	0.1	nd	nd	nd	nd	nd	nd
Bromoethyne	0.1	nd	nd	nd	nd	nd	nd
Dibromochloromethane	0.1	nd	nd	nd	nd	nd	nd
1,2-Dibromo-3-chloropropane	0.1	nd	nd	nd	nd	nd	nd
Dibromoethane	0.1	nd	nd	nd	nd	nd	nd
cis-1,2-Dibromoethene	0.1	nd	nd	nd	1.7	78	nd
trans-1,2-Dibromoethene	0.1	nd	nd	nd	0.4	15	nd
1,2-Dibromoethene(c,t)	0.1	nd	nd	nd	2.1	93	nd
Dibromomethane	0.1	nd	nd	nd	nd	nd	nd
1,1,2,2-Tetrabromoethane	0.1	nd	nd	nd	nd	nd	nd
Tetrabromoethane	0.1	nd	nd	nd	nd	nd	nd
Tetrabromoethene	0.1	nd	nd	nd	nd	nd	nd
Tribromoethane	0.1	nd	nd	nd	nd	nd	nd
Tribromoethene	0.1	nd	nd	nd	0.7	0.7	nd
Tribromomethane	0.1	nd	nd	nd	nd	nd	nd
Vinyl bromide	0.1	nd	nd	nd	2.2	54	nd

LEEDER CONSULTING

(I) RESULTS

Report N°: M100696R1

Matrix: Water

Method: MA-15.WW.09 Brominated Volatile Organic Compounds

Sample units are expressed in ug/L

	Leeder ID	2010008944
	Client ID	Method
Analyte Name	**PQL**	Blank
Bromobenzene	0.1	nd
Bromochloromethane	0.1	nd
Bromodichloromethane	0.1	nd
Bromoethane	0.1	nd
Bromoethyne	0.1	nd
Dibromochloromethane	0.1	nd
1,2-Dibromo-3-chloropropane	0.1	nd
Dibromoethane	0.1	nd
cis-1,2-Dibromoethene	0.1	nd
trans-1,2-Dibromoethene	0.1	nd
1,2-Dibromoethene(c,t)	0.1	nd
Dibromomethane	0.1	nd
1,1,2,2-Tetrabromoethane	0.1	nd
Tetrabromoethane	0.1	nd
Tetrabromoethene	0.1	nd
Tribromoethane	0.1	nd
Tribromoethene	0.1	nd
Tribromomethane	0.1	nd
Vinyl bromide	0.1	nd

LEEDER CONSULTING

(I) RESULTS

Report N°: M100696R1

Matrix: Water

Method: VOC Surrogate Recovery

Sample units are expressed in %

	Leeder ID	2010008937	2010008938	2010008939	2010008940	2010008941	2010008942	2010008943
	Client ID	Q5238-01	Q5238-02	Q5238-03	Q5238-04	Q5238-05	Q5238-06	Q5238-01
Analyte Name	**PQL**							Duplicate
Dibromofluoromethane		90	92	90	112	113	78	82
12-Dichloroethane-d4		90	91	93	113	110	79	82
Toluene-d8		87	67	88	81	90	76	83
p-Bromofluorobenzene		85	89	74	85	69	71	70

Matrix: Water

Method: VOC Surrogate Recovery

Sample units are expressed in %

	Leeder ID	2010008944
	Client ID	Method
Analyte Name	**PQL**	Blank
Dibromofluoromethane		103
12-Dichloroethane-d4		106
Toluene-d8		72
p-Bromofluorobenzene		108

LEEDER CONSULTING

(II) QUALITY CONTROL

Report N°: M100696R1

Matrix: Water

Method: MA-1400.WW.01 Metals

Quality Control Results are expressed in Percent Recovery of expected result

	Leeder ID	2010009335	2010009336
	Client ID	Q5238-02	Q5238-02
Analyte Name	**PQL**	Spike	Spike Dup
Aluminium		112	114
Arsenic		112	112
Cadmium		112	116
Chromium		108	111
Copper		106	120
Iron		104	104
Lead		103	104
Manganese		108	109
Mercury		109	112
Nickel		107	108
Zinc		112	120

Matrix: Water

Method: MA-30.WW.01 Total Petroleum Hydrocarbons

Quality Control Results are expressed in Percent Recovery of expected result

	Leeder ID	2010009214	2010009215
	Client ID	Q5238-03	Q5238-03
Analyte Name	**PQL**	Spike	Spike Dup
Total C6-C36		102	100

LEEDER CONSULTING

(II) QUALITY CONTROL

Report N°: M100696R1

Matrix: Water

Method: MA-15.WW.01 Volatile Organic Compounds

Quality Control Results are expressed in Percent Recovery of expected result

	Leeder ID	2010009362
	Client ID	Method
Analyte Name	**PQL**	Spike
Benzene		99
Bromodichloromethane		69
Carbon tetrachloride		81
Chlorobenzene		107
Dibromochloromethane		64
1,2-Dichlorobenzene		74
1,3-Dichlorobenzene		99
1,4-Dichlorobenzene		93
1,2-Dichloroethane		86
1,1-Dichloroethane		88

Matrix: Water

Method: MA-15.WW.01 Volatile Organic Compounds

Quality Control Results are expressed in Percent Recovery of expected result

	Leeder ID	2010009362
	Client ID	Method
Analyte Name	**PQL**	Spike
1,1-Dichloroethene		73
trans-1,2-Dichloroethene		79
Dichloromethane		96
1,2-Dichloropropane		104
Ethylbenzene		73
1,1,2,2-Tetrachloroethane		107
Tetrachloroethene		75
Toluene		83
Tribromomethane		72
1,1,1-Trichloroethane		87

Matrix: Water

Method: MA-15.WW.01 Volatile Organic Compounds

Quality Control Results are expressed in Percent Recovery of expected result

	Leeder ID	2010009362
	Client ID	Method
Analyte Name	**PQL**	Spike
1,1,2-Trichloroethane		93
Trichloroethene		76
Trichloromethane		98

Matrix: Water

Method: MA-15.WW.01 Volatile Organic Compounds

Quality Control Results are expressed in Percent Recovery of expected result

	Leeder ID	2010009363
	Client ID	Method
Analyte Name	**PQL**	Spike Dup
Benzene		102
Bromodichloromethane		92
Carbon tetrachloride		100
Chlorobenzene		110
Dibromochloromethane		73
1,2-Dichlorobenzene		72
1,3-Dichlorobenzene		99
1,4-Dichlorobenzene		95
1,2-Dichloroethane		114
1,1-Dichloroethane		117

Matrix: Water

Method: MA-15.WW.01 Volatile Organic Compounds

Quality Control Results are expressed in Percent Recovery of expected result

	Leeder ID	2010009363
	Client ID	Method
Analyte Name	**PQL**	Spike Dup
1,1-Dichloroethene		99
trans-1,2-Dichloroethene		112
Dichloromethane		122
1,2-Dichloropropane		117
Ethylbenzene		77
1,1,2,2-Tetrachloroethane		108
Tetrachloroethene		85
Toluene		92
Tribromomethane		75
1,1,1-Trichloroethane		106

Matrix: Water

Method: MA-15.WW.01 Volatile Organic Compounds

Quality Control Results are expressed in Percent Recovery of expected result

	Leeder ID	2010009363
	Client ID	Method
Analyte Name	**PQL**	Spike Dup
1,1,2-Trichloroethane		105
Trichloroethene		96
Trichloromethane		114

Matrix: Water

Method: MA-15.WW.09 Brominated Volatile Organic Compounds

Quality Control Results are expressed in Percent Recovery of expected result

	Leeder ID	2010009362
	Client ID	Method
Analyte Name	**PQL**	Spike
Bromodichloromethane		82
Bromoethane		90
Dibromochloromethane		70
cis-1,2-Dibromoethene		67
trans-1,2-Dibromoethene		99
1,2-Dibromoethene(c,t)		83
Tribromoethane		75
Tribromoethene		98
Tribromomethane		88
Vinyl bromide		89

Matrix: Water

Method: MA-15.WW.09 Brominated Volatile Organic Compounds

Quality Control Results are expressed in Percent Recovery of expected result

	Leeder ID	2010009363
	Client ID	Method
Analyte Name	**PQL**	Spike Dup
Bromodichloromethane		68
Bromoethane		88
Dibromochloromethane		78
cis-1,2-Dibromoethene		79
trans-1,2-Dibromoethene		73
1,2-Dibromoethene(c,t)		76
Tribromoethane		77
Tribromoethene		78
Tribromomethane		72
Vinyl bromide		89

(II) QUALITY CONTROL

Report N°: M100696R1

Matrix: Water

Method: VOC Surrogate Recovery

Quality Control Results are expressed in Percent Recovery of expected result

	Leeder ID	2010009362
	Client ID	Method
Analyte Name	**PQL**	Spike
Dibromofluoromethane		106
12-Dichloroethane-d4		103
Toluene-d8		109
p-Bromofluorobenzene		121

Matrix: Water

Method: VOC Surrogate Recovery

Quality Control Results are expressed in Percent Recovery of expected result

	Leeder ID	2010009363
	Client ID	Method
Analyte Name	**PQL**	Spike Dup
Dibromofluoromethane		90
12-Dichloroethane-d4		90
Toluene-d8		94
p-Bromofluorobenzene		102

QUALIFIERS / NOTES FOR REPORTED RESULTS

PQL	Practical Quantitation Limit
is	Insufficient Sample to perform this analysis.
T	Tentative identification based on computer library search of mass spectra.
ND	Not Detected – The analyte was not detected above the reported PQL.
nr	Not Requested for analysis.
R	Rejected Result – results for this analysis failed QC checks.
SQ	Semi-Quantitative result – quantitation based on a generic response factor for this class of analyte.
IM	Inappropriate method of analysis for this compound
U	Unable to provide Quality Control data – high levels of compounds in sample interfered with analysis of QC results.
UF	Unable to provide Quality Control data- Surrogates failed QCchecks due to sample matrix effects
UI	Unable to provide Quality Control data – insufficient sample to perform QC checks.
B	This analyte also detected in analysis of the Method Blank.
D	Deviation from standard method – see notes for specific explanation.
L	Analyte detected at a level above the linear response of calibration curve.
NT	No blank sorbent tubes provided for QC analysis.
C1	These compounds co-elute.
C2	These compounds co-elute.

LEEDER
CONSULTING

APPENDIX ONE.

CHAIN OF CUSTODY DOCUMENT

CHAIN OF CUSTODY RECORD/ANALYSIS REQUEST

Q 5238

page 1 of 1

Golder Associates
1 Havelock Street
West Perth, WA 6005 Australia
Telehone +61 8 9213 7600 Fax +61 8 9213 7611

Project Number: 087643011	Laboratory Name: Leeder
[redacted]	Address: Melbourne
Golder Contact: Chris Watts	Golder Email Address: cwatts @golder.com.au
Telephone/Fax: 039874 1988	Contact: Lyndell

Address where reports should be sent to

☐ PO Box 1914
West Perth, WA 6872
Telephone (61 8) 9213 7600
Fax (61 8) 9213 7611

☐ Other keely mundle kmundle

ph 042212 6880

Phone _____ Fax _____

Analyses Required

Sample Control Number (SCN	[redacted]	Sample Matrix (over)	Date Sampled (D/M/Y)	[redacted]	Number of Containers	Q Suite 1	Q291221AAR1 VOCs								RUSH	Remarks (over)
Q5238 - 01		H_2O	25/5/10		5	✓										
- 02					5	✓										* Total metals for Q5238-02
- 03					5	✓										
- 04					5	✓										
- 05					5	✓										
- 06					1		✓									
- 07																
- 08																
- 09																
- 10																
- 11																
- 12																

Sampler's Signature: [signature]	Relinquished by: Signature [signature]	Company Golder	Date 25/5/10	Time 1600	Received by: Signature Enyme McGrory	Company Leeder Consulting
Sample Storage (°C) Ice Bricks	Relinquished by: Signature	Company	Date	Time	Received by: Signature	Company
Comments: For Sample Q5238-02 please analyse for Total metals rather than dissolved metals	Method of Shipment: AIR	Waybill No:	Received for Lab by:		Date 26/5/10	Time 9:15
	Shipped by: Aust Air Express	Shipment Condition: Seal intact:	Temp (°C)	Cooler opened by:	Date	Time

WHITE: Golder Copy YELLOW: Lab Copy PINK: Lab Returns with Final Report

Attention:	Keely Mundle	From:	Adam Atkinson
Company:	Golder Associates	Pages:	[8] including this page
Your Ref:		Date:	21st December 2009
Email:	kmundle@golder.com.au	Phone:	08 9213 7600

Quotation No: QQ291221AAR1
Valid Until: (6 months)
Please quote this number on all correspondence relating to this quotation.

Dear Keely,

Further to our recent discussion Leeder Consulting has pleasure in offering you the following quotation.

Results for all test parameters should be available to you in 5 to 7 working days of receipt into our Melbourne laboratory. Faster turnaround is available with surcharge.

Please review the attached pages for our Terms and Conditions. By accepting this quotation for Leeder Consulting to perform the Services listed on the next page, you agree to those Terms and Conditions.

Please do not hesitate to contact me if you require any further information regarding this quotation or any other analytical requirements you may have.

Yours Sincerely,

Adam Atkinson
Laboratory Manager
Leeder Consulting

Unit 4 - 5 / 18 Redland Drive, Mitcham, Vic, 3132
Ph: (+613) 9874 1988 Fax: (+613) 9874 1933
Email: adam@leederconsulting.com
A.B.N. 540 864 910 09

NATA Accredited Laboratories
Approved Quarantine Premises
ISO 9001 Certified
EPA Approved analysts

Analysis: Water

Method-Testing	PQL (soil/water)	Price Per Sample*
Suite 1		**$430**
TPH, VOC's (MAH's, Chlorinated-ethenes, ethanes & benezene)	0.001-0.005 mg/L	
(LOR CCl4 0.00075mg/L)		
Brominated VOC's	0.5 mg/L	
Suite 2		**$480**
VOC's (MAH's, Chlorinated-ethenes, ethanes & benezene)	0.001-0.005 mg/L	
(LOR CCl4 0.00075mg/L)		
Brominated VOC's	0.5 mg/L	
TPH and dissolved metals		
Suite 3		**$500**
VOC's (MAH's, Chlorinated-ethenes, ethanes & benezene)	0.001-0.005 mg/L	
(LOR CCl4 0.00075mg/L)		
Brominated VOC's	0.5 mg/L	
TPH		
Dissolved Metals-11 metals suite (see below)		
Nitrate as N	0.01mg/L	
Note an additional set up will apply for BrVOC if less than 5 samples are received in any single batch.		
Set up fee BrVOC's (for batches <5 samples)		**$250/batch**
Batch Fee		$50

***All prices quoted are exclusive of 10% GST.**
Please Note: Pricing is based on the receipt of a minimum of three samples per batch.

Prices are listed in Australian dollars unless indicated otherwise.

Trace metals should have:

- mercury of 0.00006 mg/L
- Aluminium 0.055 mg/L
- Arsenic 0.13 mg/L
- Cadmium 0.0002 mg/L
- Chromium 0.001 mg/L
- Copper 0.0014 mg/L
- Iron 0.3 mg/L
- Lead 0.0034 mg/L
- Manganese 1.9 mg/L
- Nickel 0.011 mg/L
- Zinc 0.008 mg/L

Unit 4 - 5 / 18 Redland Drive, Mitcham, Vic, 3132
Ph: (+613) 9874 1988 Fax: (+613) 9874 1933
Email: adam@leederconsulting.com
A.B.N. 540 864 910 09

NATA Accredited Laboratories
Approved Quarantine Premises
ISO 9001 Certified
EPA Approved analysts

LEEDER CONSULTING

A.B.N. 540 864 910 09
4 - 5, 18 Redland Drive
Mitcham, Vic, 3132
Telephone: (03) 9874 1988
Fax: (03) 9874 1933

Chartered Chemists

REPORT NUMBER: M100709

3-Jun-2010

Site/Client Ref: 087643011

Golder Associates

Level 2
1 Havelock Street
West Perth
WA 6005
Attention: Chris Watts

CERTIFICATE OF ANALYSIS

SAMPLES:	Seven samples were received for analysis
DATE RECEIVED:	**27-May-2010**
DATE COMMENCED:	**27-May-2010**
METHODS:	See Attached Results
RESULTS:	Please refer to attached pages for results.

Note: Results are based on samples as received at Leeder Consulting's laboratories

REPORTED BY:

Adam Atkinson
Laboratory Manager

NATA
WORLD RECOGNISED ACCREDITATION

NATA Accredited Laboratory Number: 14429

This Document is issued in accordance with NATA's accreditation requirements

Accredited for compliance with ISO/IEC 17025.

LEEDER CONSULTING

(I) RESULTS

Report N°: M100709

Matrix: Water

Method: MA-1400.WW.01 Metals

Sample units are expressed in mg/L

	Leeder ID	2010009120	2010009121	2010009122	2010009126
	Client ID	Q5239-01	Q5239-02	Q5239-03	Q5239-07
Analyte Name	**PQL**				
Aluminium	0.001	0.16	nd	0.020	0.002
Arsenic	0.0005	0.0008	nd	nd	nd
Cadmium	0.0002	nd	nd	nd	nd
Chromium	0.001	nd	nd	nd	nd
Copper	0.001	0.001	nd	nd	nd
Iron	0.001	0.029	0.002	0.007	0.005
Lead	0.001	nd	nd	nd	nd
Manganese	0.001	0.086	nd	0.071	nd
Mercury	0.00006	nd	nd	nd	nd
Nickel	0.001	0.004	nd	0.004	nd
Zinc	0.001	0.009	nd	0.010	nd

LEEDER CONSULTING

(I) RESULTS

Report N°: M100709

Matrix: Water

Method: MA-1400.WW.01 Metals

Sample units are expressed in mg/L

	Leeder ID	2010009127	2010009128
	Client ID	Q5239-01	Method
Analyte Name	**PQL**	Duplicate	Blank
Aluminium	0.001	0.14	nd
Arsenic	0.0005	0.0008	nd
Cadmium	0.0002	nd	nd
Chromium	0.001	nd	nd
Copper	0.001	0.001	nd
Iron	0.001	0.028	nd
Lead	0.001	nd	nd
Manganese	0.001	0.083	nd
Mercury	0.00006	nd	nd
Nickel	0.001	0.004	nd
Zinc	0.001	0.009	nd

Matrix: Water

Method: MA-1146.WW.01 Nitrogens

Sample units are expressed in mg/L

	Leeder ID	2010009120	2010009121	2010009122
	Client ID	Q5239-01	Q5239-02	Q5239-03
Analyte Name	**PQL**			
Nitrate as N	0.01	9.6	nd	18

LEEDER CONSULTING

(I) RESULTS

Report N°: M100709

Matrix: Water

Method: MA-1146.WW.01 Nitrogens

Sample units are expressed in mg/L

	Leeder ID	2010009127	2010009128
	Client ID	Q5239-01	Method
Analyte Name	**PQL**	Duplicate	Blank
Nitrate as N	0.01	9.5	nd

Matrix: Water

Method: MA-30.WW.01 Total Petroleum Hydrocarbons

Sample units are expressed in mg/L

	Leeder ID	2010009120	2010009121	2010009122	2010009123	2010009124
	Client ID	Q5239-01	Q5239-02	Q5239-03	Q5239-04	Q5239-05
Analyte Name	**PQL**					
C6-C9	0.01	nd	nd	0.09 *	nd	nd
C10-C14	0.01	nd	nd	nd	nd	nd
C15-C28	0.05	nd	nd	nd	nd	nd
C29-C36	0.05	nd	nd	nd	nd	nd
Total C6-C36	0.05	nd	nd	0.09 *	nd	nd

LEEDER
CONSULTING

(I) RESULTS

Report N°: M100709

Matrix: Water

Method: MA-30.WW.01 Total Petroleum Hydrocarbons

Sample units are expressed in mg/L

	Leeder ID	2010009127	2010009128
	Client ID	Q5239-01	Method
Analyte Name	**PQL**	Duplicate	Blank
C6-C9	0.01	nd	nd
C10-C14	0.01	nd	nd
C15-C28	0.05	nd	nd
C29-C36	0.05	nd	nd
Total C6-C36	0.05	nd	nd

LEEDER CONSULTING

(I) RESULTS

Report N°: M100709

Matrix: Water

Method: MA-15.WW.01 Volatile Organic Compounds

Sample units are expressed in mg/L

	Leeder ID	2010009120	2010009121	2010009122	2010009123	2010009124	2010009125
	Client ID	Q5239-01	Q5239-02	Q5239-03	Q5239-04	Q5239-05	Q5239-06
Analyte Name	**PQL**						
Benzene	0.001	nd	nd	nd	nd	0.001	nd
Bromobenzene	0.001	nd	nd	nd	nd	nd	nd
Bromochloromethane	0.001	nd	nd	nd	nd	nd	nd
Bromodichloromethane	0.001	nd	nd	nd	nd	nd	nd
Bromomethane	0.001	nd	nd	nd	nd	nd	nd
n-Butylbenzene	0.001	nd	nd	nd	nd	nd	nd
s-Butylbenzene	0.001	nd	nd	nd	nd	nd	nd
t-Butylbenzene	0.001	nd	nd	nd	nd	nd	nd
Carbon tetrachloride	0.0007	nd	nd	nd	nd	nd	nd
Chlorobenzene	0.001	nd	nd	nd	nd	nd	nd
Chloroethane	0.001	nd	nd	nd	nd	nd	nd
Chloromethane	0.001	nd	nd	nd	nd	nd	nd
2-Chlorotoluene	0.001	nd	nd	nd	nd	nd	nd
4-Chlorotoluene	0.001	nd	nd	nd	nd	nd	nd
Dibromochloromethane	0.001	nd	nd	nd	nd	nd	nd
1,2-Dibromo-3-chloropropane	0.001	nd	nd	nd	nd	nd	nd
1,2-Dibromoethane	0.001	nd	nd	nd	nd	nd	nd
Dibromomethane	0.001	nd	nd	nd	nd	nd	nd
1,2-Dichlorobenzene	0.001	nd	nd	nd	nd	nd	nd
1,3-Dichlorobenzene	0.001	nd	nd	nd	nd	nd	nd
1,4-Dichlorobenzene	0.001	nd	nd	nd	nd	nd	nd
Dichlorodifluoromethane	0.001	nd	nd	nd	nd	nd	nd
1,2-Dichloroethane	0.001	nd	nd	nd	nd	nd	nd
1,1-Dichloroethane	0.001	nd	nd	nd	nd	0.009	nd

LEEDER CONSULTING

(I) RESULTS

Report N°: M100709

Matrix: Water

Method: MA-15.WW.01 Volatile Organic Compounds

Sample units are expressed in mg/L

	Leeder ID	2010009120	2010009121	2010009122	2010009123	2010009124	2010009125
	Client ID	Q5239-01	Q5239-02	Q5239-03	Q5239-04	Q5239-05	Q5239-06
Analyte Name	**PQL**						
1,1-Dichloroethene	0.001	nd	nd	nd	0.001	0.002	nd
cis-1,2-Dichloroethene	0.001	nd	nd	nd	0.002	0.026	nd
trans-1,2-Dichloroethene	0.001	nd	nd	nd	nd	nd	nd
Dichloromethane	0.01	nd	nd	nd	nd	nd	nd
1,2-Dichloropropane	0.001	nd	nd	nd	nd	nd	nd
1,3-Dichloropropane	0.001	nd	nd	nd	nd	nd	nd
2,2-Dichloropropane	0.001	nd	nd	nd	nd	nd	nd
1,1-Dichloropropene	0.001	nd	nd	nd	nd	nd	nd
cis-1,3-Dichloropropene	0.001	nd	nd	nd	nd	nd	nd
trans-1,3-Dichloropropene	0.001	nd	nd	nd	nd	nd	nd
Ethylbenzene	0.001	nd	nd	nd	nd	nd	nd
Hexachloro-1,3-butadiene	0.001	nd	nd	nd	nd	nd	nd
Isopropylbenzene	0.001	nd	nd	nd	nd	nd	nd
p-Isopropyltoluene	0.001	nd	nd	nd	nd	nd	nd
Naphthalene	0.001	nd	nd	nd	nd	nd	nd
Propylbenzene	0.001	nd	nd	nd	nd	nd	nd
Styrene	0.001	nd	nd	nd	nd	nd	nd
1,1,2,2-Tetrachloroethane	0.001	nd	nd	nd	nd	nd	nd
Tetrachloroethene	0.001	nd	nd	0.001	0.006	0.014	nd
1,1,1,2-Tetrachloroethane	0.001	nd	nd	nd	nd	nd	nd
Toluene	0.001	nd	nd	nd	nd	nd	nd
Tribromomethane	0.001	nd	nd	nd	nd	nd	nd
1,2,3-Trichlorobenzene	0.001	nd	nd	nd	nd	nd	nd
1,2,4-Trichlorobenzene	0.001	nd	nd	nd	nd	nd	nd
1,1,1-Trichloroethane	0.001	nd	nd	nd	nd	nd	nd

LEEDER CONSULTING

(I) RESULTS

Report N°: M100709

Matrix: Water

Method: MA-15.WW.01 Volatile Organic Compounds

Sample units are expressed in mg/L

	Leeder ID	2010009120	2010009121	2010009122	2010009123	2010009124	2010009125
	Client ID	Q5239-01	Q5239-02	Q5239-03	Q5239-04	Q5239-05	Q5239-06
Analyte Name	**PQL**						
1,1,2-Trichloroethane	0.001	nd	nd	nd	nd	nd	nd
Trichloroethene	0.001	0.007	nd	0.42	0.002	0.010	nd
Trichlorofluoromethane	0.001	nd	nd	0.001	nd	0.009	nd
Trichloromethane	0.001	nd	nd	nd	nd	0.008	nd
1,2,3-Trichloropropane	0.001	nd	nd	nd	nd	nd	nd
1,2,4-Trimethylbenzene	0.001	nd	nd	nd	nd	nd	nd
1,3,5-Trimethylbenzene	0.001	nd	nd	nd	nd	nd	nd
Vinyl Chloride	0.001	nd	nd	nd	nd	nd	nd
m&p-Xylenes	0.001	nd	nd	nd	nd	nd	nd
o-Xylene	0.001	nd	nd	nd	nd	nd	nd

LEEDER CONSULTING

(I) RESULTS

Report N°: M100709

Matrix: Water

Method: MA-15.WW.01 Volatile Organic Compounds

Sample units are expressed in mg/L

	Leeder ID	2010009127	2010009128
	Client ID	Q5239-01	Method
Analyte Name	**PQL**	Duplicate	Blank
Benzene	0.001	nd	nd
Bromobenzene	0.001	nd	nd
Bromochloromethane	0.001	nd	nd
Bromodichloromethane	0.001	nd	nd
Bromomethane	0.001	nd	nd
n-Butylbenzene	0.001	nd	nd
s-Butylbenzene	0.001	nd	nd
t-Butylbenzene	0.001	nd	nd
Carbon tetrachloride	0.0007	nd	nd
Chlorobenzene	0.001	nd	nd
Chloroethane	0.001	nd	nd
Chloromethane	0.001	nd	nd
2-Chlorotoluene	0.001	nd	nd
4-Chlorotoluene	0.001	nd	nd
Dibromochloromethane	0.001	nd	nd
1,2-Dibromo-3-chloropropane	0.001	nd	nd
1,2-Dibromoethane	0.001	nd	nd
Dibromomethane	0.001	nd	nd
1,2-Dichlorobenzene	0.001	nd	nd
1,3-Dichlorobenzene	0.001	nd	nd
1,4-Dichlorobenzene	0.001	nd	nd
Dichlorodifluoromethane	0.001	nd	nd
1,2-Dichloroethane	0.001	nd	nd
1,1-Dichloroethane	0.001	nd	nd

LEEDER CONSULTING

(I) RESULTS

Report N°: M100709

Matrix: Water

Method: MA-15.WW.01 Volatile Organic Compounds

Sample units are expressed in mg/L

	Leeder ID	2010009127	2010009128
	Client ID	Q5239-01	Method
Analyte Name	**PQL**	Duplicate	Blank
1,1-Dichloroethene	0.001	nd	nd
cis-1,2-Dichloroethene	0.001	nd	nd
trans-1,2-Dichloroethene	0.001	nd	nd
Dichloromethane	0.01	nd	nd
1,2-Dichloropropane	0.001	nd	nd
1,3-Dichloropropane	0.001	nd	nd
2,2-Dichloropropane	0.001	nd	nd
1,1-Dichloropropene	0.001	nd	nd
cis-1,3-Dichloropropene	0.001	nd	nd
trans-1,3-Dichloropropene	0.001	nd	nd
Ethylbenzene	0.001	nd	nd
Hexachloro-1,3-butadiene	0.001	nd	nd
Isopropylbenzene	0.001	nd	nd
p-Isopropyltoluene	0.001	nd	nd
Naphthalene	0.001	nd	nd
Propylbenzene	0.001	nd	nd
Styrene	0.001	nd	nd
1,1,2,2-Tetrachloroethane	0.001	nd	nd
Tetrachloroethene	0.001	nd	nd
1,1,1,2-Tetrachloroethane	0.001	nd	nd
Toluene	0.001	nd	nd
Tribromomethane	0.001	nd	nd
1,2,3-Trichlorobenzene	0.001	nd	nd
1,2,4-Trichlorobenzene	0.001	nd	nd
1,1,1-Trichloroethane	0.001	nd	nd

LEEDER
CONSULTING

(I) RESULTS

Report N°: M100709

Matrix: Water

Method: MA-15.WW.01 Volatile Organic Compounds

Sample units are expressed in mg/L

	Leeder ID	2010009127	2010009128
	Client ID	Q5239-01	Method
Analyte Name	**PQL**	Duplicate	Blank
1,1,2-Trichloroethane	0.001	nd	nd
Trichloroethene	0.001	0.006	nd
Trichlorofluoromethane	0.001	nd	nd
Trichloromethane	0.001	nd	nd
1,2,3-Trichloropropane	0.001	nd	nd
1,2,4-Trimethylbenzene	0.001	nd	nd
1,3,5-Trimethylbenzene	0.001	nd	nd
Vinyl Chloride	0.001	nd	nd
m&p-Xylenes	0.001	nd	nd
o-Xylene	0.001	nd	nd

LEEDER CONSULTING

(I) RESULTS

Report N°: M100709

Matrix: Water

Method: MA-15.WW.09 Brominated Volatile Organic Compounds

Sample units are expressed in ug/L

	Leeder ID	2010009120	2010009121	2010009122	2010009123	2010009124
	Client ID	Q5239-01	Q5239-02	Q5239-03	Q5239-04	Q5239-05
Analyte Name	**PQL**					
Bromobenzene	0.1	nd	nd	nd	nd	nd
Bromochloromethane	0.1	nd	nd	nd	nd	nd
Bromodichloromethane	0.1	0.1	nd	nd	nd	nd
Bromoethane	0.1	nd	nd	nd	nd	nd
Bromoethyne	0.1	nd	nd	nd	nd	nd
Dibromochloromethane	0.1	nd	nd	nd	nd	nd
1,2-Dibromo-3-chloropropane	0.1	nd	nd	nd	nd	nd
Dibromoethane	0.1	nd	nd	nd	nd	nd
cis-1,2-Dibromoethene	0.1	nd	nd	nd	3.3	0.6
trans-1,2-Dibromoethene	0.1	nd	nd	nd	0.6	0.2
1,2-Dibromoethene(c,t)	0.1	nd	nd	nd	3.9	0.8
Dibromomethane	0.1	nd	nd	nd	nd	nd
1,1,2,2-Tetrabromoethane	0.1	nd	nd	nd	nd	nd
Tetrabromoethane	0.1	nd	nd	nd	nd	nd
Tetrabromoethene	0.1	nd	nd	nd	nd	nd
Tribromoethane	0.1	nd	nd	nd	nd	nd
Tribromoethene	0.1	nd	nd	nd	nd	nd
Tribromomethane	0.1	nd	nd	nd	nd	nd
Vinyl bromide	0.1	nd	nd	nd	nd	nd

LEEDER
CONSULTING

(I) RESULTS

Report N°: M100709

Matrix: Water

Method: MA-15.WW.09 Brominated Volatile Organic Compounds

Sample units are expressed in ug/L

	Leeder ID	2010009127	2010009128
	Client ID	Q5239-01	Method
Analyte Name	**PQL**	Duplicate	Blank
Bromobenzene	0.1	nd	nd
Bromochloromethane	0.1	nd	nd
Bromodichloromethane	0.1	0.1	nd
Bromoethane	0.1	nd	nd
Bromoethyne	0.1	nd	nd
Dibromochloromethane	0.1	nd	nd
1,2-Dibromo-3-chloropropane	0.1	nd	nd
Dibromoethane	0.1	nd	nd
cis-1,2-Dibromoethene	0.1	nd	nd
trans-1,2-Dibromoethene	0.1	nd	nd
1,2-Dibromoethene(c,t)	0.1	nd	nd
Dibromomethane	0.1	nd	nd
1,1,2,2-Tetrabromoethane	0.1	nd	nd
Tetrabromoethane	0.1	nd	nd
Tetrabromoethene	0.1	nd	nd
Tribromoethane	0.1	nd	nd
Tribromoethene	0.1	nd	nd
Tribromomethane	0.1	nd	nd
Vinyl bromide	0.1	nd	nd

LEEDER CONSULTING

(I) RESULTS

Report N°: M100709

Matrix: Water

Method: VOC Surrogate Recovery

Sample units are expressed in %

	Leeder ID	2010009120	2010009121	2010009122	2010009123	2010009124	2010009125
	Client ID	Q5239-01	Q5239-02	Q5239-03	Q5239-04	Q5239-05	Q5239-06
Analyte Name	**PQL**						
Dibromofluoromethane		93	87	94	108	120	91
12-Dichloroethane-d4		91	85	88	119	119	89
Toluene-d8		63	71	65	73	108	81
p-Bromofluorobenzene		87	103	89	106	75	107

Matrix: Water

Method: VOC Surrogate Recovery

Sample units are expressed in %

	Leeder ID	2010009127	2010009128
	Client ID	Q5239-01	Method
Analyte Name	**PQL**	Duplicate	Blank
Dibromofluoromethane		116	100
12-Dichloroethane-d4		114	98
Toluene-d8		70	74
p-Bromofluorobenzene		101	91

LEEDER CONSULTING

(II) QUALITY CONTROL

Report N°: M100709

Matrix: Water

Method: MA-1400.WW.01 Metals

Quality Control Results are expressed in Percent Recovery of expected result

	Leeder ID	2010009129	2010009130
	Client ID	Q5239-01	Q5239-01
Analyte Name	**PQL**	Spike	Spike Dup
Aluminium		93	90
Arsenic		114	112
Cadmium		106	104
Chromium		109	107
Copper		104	102
Iron		102	99
Lead		98	96
Manganese		105	104
Mercury		103	103
Nickel		104	103
Zinc		110	108

Matrix: Water

Method: MA-1146.WW.01 Nitrogens

Quality Control Results are expressed in Percent Recovery of expected result

	Leeder ID	2010009129	2010009130
	Client ID	Q5239-01	Q5239-01
Analyte Name	**PQL**	Spike	Spike Dup
Nitrate as N		85	91

LEEDER CONSULTING

(II) QUALITY CONTROL

Report N°: M100709

Matrix: Water

Method: MA-30.WW.01 Total Petroleum Hydrocarbons

Quality Control Results are expressed in Percent Recovery of expected result

	Leeder ID	2010009131	2010009132
	Client ID	Q5239-02	Q5239-02
Analyte Name	**PQL**	Spike	Spike Dup
Total C6-C36		85	81

Matrix: Water

Method: MA-15.WW.01 Volatile Organic Compounds

Quality Control Results are expressed in Percent Recovery of expected result

	Leeder ID	2010009395	2010009396
	Client ID	Method	Method
Analyte Name	**PQL**	Spike	Spike Dup
Benzene		107	91
Bromodichloromethane		86	77
Carbon tetrachloride		106	82
Chlorobenzene		113	86
Dibromochloromethane		79	75
1,2-Dichlorobenzene		83	67
1,3-Dichlorobenzene		120	82
1,4-Dichlorobenzene		96	66
1,2-Dichloroethane		112	99
1,1-Dichloroethane		107	93

LEEDER CONSULTING

(II) QUALITY CONTROL

Report N°: M100709

Matrix: Water

Method: MA-15.WW.01 Volatile Organic Compounds

Quality Control Results are expressed in Percent Recovery of expected result

	Leeder ID	2010009395	2010009396
	Client ID	Method	Method
Analyte Name	**PQL**	Spike	Spike Dup
1,1-Dichloroethene		109	87
trans-1,2-Dichloroethene		106	87
Dichloromethane		116	98
1,2-Dichloropropane		119	104
Ethylbenzene		95	74
1,1,2,2-Tetrachloroethane		108	107
Tetrachloroethene		92	69
Toluene		100	81
Tribromomethane		80	70
1,1,1-Trichloroethane		120	100

Matrix: Water

Method: MA-15.WW.01 Volatile Organic Compounds

Quality Control Results are expressed in Percent Recovery of expected result

	Leeder ID	2010009395	2010009396
	Client ID	Method	Method
Analyte Name	**PQL**	Spike	Spike Dup
1,1,2-Trichloroethane		106	95
Trichloroethene		74	82
Trichloromethane		123	111

LEEDER CONSULTING

(II) QUALITY CONTROL

Report N°: M100709

Matrix: Water

Method: MA-15.WW.09 Brominated Volatile Organic Compounds

Quality Control Results are expressed in Percent Recovery of expected result

	Leeder ID	2010009395	2010009396
	Client ID	Method	Method
Analyte Name	**PQL**	Spike	Spike Dup
Bromodichloromethane		86	77
Bromoethane		123	102
Dibromochloromethane		78	75
cis-1,2-Dibromoethene		75	69
trans-1,2-Dibromoethene		63	63
1,2-Dibromoethene(c,t)		69	66
Tribromoethane		67	63
Tribromoethene		88	70
Tribromomethane		80	68
Vinyl bromide		120	111

Matrix: Water

Method: VOC Surrogate Recovery

Quality Control Results are expressed in Percent Recovery of expected result

	Leeder ID	2010009395	2010009396
	Client ID	Method	Method
Analyte Name	**PQL**	Spike	Spike Dup
Dibromofluoromethane		120	91
12-Dichloroethane-d4		113	88
Toluene-d8		105	78
p-Bromofluorobenzene		127	84

QUALIFIERS / NOTES FOR REPORTED RESULTS

PQL	Practical Quantitation Limit
is	Insufficient Sample to perform this analysis.
T	Tentative identification based on computer library search of mass spectra.
ND	Not Detected – The analyte was not detected above the reported PQL.
nr	Not Requested for analysis.
R	Rejected Result – results for this analysis failed QC checks.
SQ	Semi-Quantitative result – quantitation based on a generic response factor for this class of analyte.
IM	Inappropriate method of analysis for this compound
U	Unable to provide Quality Control data – high levels of compounds in sample interfered with analysis of QC results.
UF	Unable to provide Quality Control data- Surrogates failed QCchecks due to sample matrix effects
UI	Unable to provide Quality Control data – insufficient sample to perform QC checks.
B	This analyte also detected in analysis of the Method Blank.
D	Deviation from standard method – see notes for specific explanation.
L	Analyte detected at a level above the linear response of calibration curve.
NT	No blank sorbent tubes provided for QC analysis.
C1	These compounds co-elute.
C2	These compounds co-elute.
*	Profile not typical of TPH

LEEDER
CONSULTING

APPENDIX ONE.

CHAIN OF CUSTODY DOCUMENT

CHAIN OF CUSTODY RECORD/ANALYSIS REQUEST

Q 5239

page 1 of 1

Golder Associates
1 Havelock Street
West Perth, WA 6005 Australia
Telehone +61 8 9213 7600 Fax +61 8 9213 7611

Project Number: 087643011	Laboratory Name: Leeder
[redacted]	Address: Melbourne
Golder Contact: Chris Watts	Golder Email Address: cwatts @golder.com.au
Telephone/Fax: 0398741988	Contact: Lyndall

Address where reports should be sent to

☐ PO Box 1914
West Perth, WA 6872
Telephone (61 8) 9213 7600
Fax (61 8) 9213 7611

☐ Other Kelly Mundle kmundle
ph - 042 212 6880

Phone _____ Fax _____

Analyses Required: QQ29122 1 AA R1

Sample Control Number (SCN	[redacted]	Sample Matrix (over)	Date Sampled (D/M/Y)	[redacted]	Number of Containers	Suite 1	Suite 3	VOCs	Total Metals Ultra Trace						RUSH	Remarks (over)
Q5239 - 01	[redacted]	W. O	26/5/10	[redacted]	8		✓									
Q5239 - 02	[redacted]	↓	↓	[redacted]	8		✓									* Total Metals Ultra Trace for Q5239-02
Q5239 - 03	[redacted]	↓	↓	[redacted]	8		✓									
Q5239 - 04	[redacted]	↓	↓	[redacted]	5	✓										
Q5239 - 05	[redacted]	↓	↓	[redacted]	5	✓										
Q5239 - 06	[redacted]	↓	↓	[redacted]	1			✓								
Q5239 - 07	[redacted]	↓	↓	[redacted]	2				✓							- Refer to Quote for analysis tests
- 08	[redacted]			[redacted]												
- 09	[redacted]			[redacted]												Ring Chris Watts on 042 212 6880 if you need clarification on this COC.
- 10	[redacted]			[redacted]												
- 11	[redacted]			[redacted]												
- 12	[redacted]			[redacted]												

Sampler's Signature:	Relinquished by: Signature	Company Golder	Date 26/5/10	Time 1600	Received by: Signature	Company Leeder Consulting
Sample Storage (°C) ICE Bricks	Relinquished by: Signature	Company	Date	Time	Received by: Signature	Company
Comments: For Sample Q5239-02 please analyse for Total Metals rather than Dissolved metals	Method of Shipment: AIR	Waybill No:	Received for Lab by: Lyndall Stevens	Date 27/5/10	Time 8:45am	
	Shipped by: Aust Air Express	Shipment Condition: Seal intact:	Temp (°C)	Cooler opened by:	Date	Time

Refer to quote for ultra trace analysis Levels.

WHITE: Golder Copy YELLOW: Lab Copy PINK: Lab Returns with Final Report

LEEDER CONSULTING

A.B.N. 540 864 910 09
4 - 5, 18 Redland Drive
Mitcham, Vic, 3132
Telephone: (03) 9874 1988
Fax: (03) 9874 1933

Chartered Chemists

REPORT NUMBER: M100715

3-Jun-2010

Site/Client Ref: 087643011

Golder Associates

Level 2
1 Havelock Street
West Perth
WA 6005
Attention: Chris Watts

CERTIFICATE OF ANALYSIS

SAMPLES:	Seven samples were received for analysis
DATE RECEIVED:	**28-May-2010**
DATE COMMENCED:	**28-May-2010**
METHODS:	See Attached Results
RESULTS:	Please refer to attached pages for results.

Note: Results are based on samples as received at Leeder Consulting's laboratories

REPORTED BY:

Adam Atkinson
Laboratory Manager

NATA
WORLD RECOGNISED ACCREDITATION

NATA Accredited Laboratory Number: 14429

This Document is issued in accordance with NATA's accreditation requirements

Accredited for compliance with ISO/IEC 17025.

LEEDER CONSULTING

(I) RESULTS

Report N°: M100715

Matrix: Water

Method: MA-30.WW.01 Total Petroleum Hydrocarbons

Sample units are expressed in mg/L

	Leeder ID	2010009226	2010009227	2010009228	2010009229	2010009230	2010009231
	Client ID	Q5240-01	Q5240-02	Q5240-03	Q5240-04	Q5240-05	Q5240-06
Analyte Name	**PQL**						
C6-C9	0.01	nd	nd	nd	nd	0.14 *	nd
C10-C14	0.01	nd	nd	nd	nd	nd	nd
C15-C28	0.05	nd	nd	nd	nd	nd	nd
C29-C36	0.05	nd	nd	nd	nd	nd	nd
Total C6-C36	0.05	nd	nd	nd	nd	0.14 *	nd

Matrix: Water

Method: MA-30.WW.01 Total Petroleum Hydrocarbons

Sample units are expressed in mg/L

	Leeder ID	2010009233	2010009234
	Client ID	Q5240-01	Method
Analyte Name	**PQL**	Duplicate	Blank
C6-C9	0.01	nd	nd
C10-C14	0.01	nd	nd
C15-C28	0.05	nd	nd
C29-C36	0.05	nd	nd
Total C6-C36	0.05	nd	nd

LEEDER CONSULTING

(I) RESULTS

Report N°: M100715

Matrix: Water

Method: MA-15.WW.01 Volatile Organic Compounds

Sample units are expressed in mg/L

	Leeder ID	2010009226	2010009227	2010009228	2010009229	2010009230	2010009231	2010009232
	Client ID	Q5240-01	Q5240-02	Q5240-03	Q5240-04	Q5240-05	Q5240-06	Q5240-07
Analyte Name	**PQL**							
Benzene	0.001	nd	nd	nd	nd	nd	nd	nd
Bromobenzene	0.001	nd	nd	nd	nd	nd	nd	nd
Bromochloromethane	0.001	nd	nd	nd	nd	nd	nd	nd
Bromodichloromethane	0.001	nd	nd	nd	nd	nd	nd	nd
Bromomethane	0.001	nd	nd	nd	nd	nd	nd	nd
n-Butylbenzene	0.001	nd	nd	nd	nd	nd	nd	nd
s-Butylbenzene	0.001	nd	nd	nd	nd	nd	nd	nd
t-Butylbenzene	0.001	nd	nd	nd	nd	nd	nd	nd
Carbon tetrachloride	0.0007	nd	nd	nd	nd	nd	nd	nd
Chlorobenzene	0.001	nd	nd	nd	nd	nd	nd	nd
Chloroethane	0.001	nd	nd	nd	nd	nd	nd	nd
Chloromethane	0.001	nd	nd	nd	nd	nd	nd	nd
2-Chlorotoluene	0.001	nd	nd	nd	nd	nd	nd	nd
4-Chlorotoluene	0.001	nd	nd	nd	nd	nd	nd	nd
Dibromochloromethane	0.001	nd	nd	nd	nd	nd	nd	nd
1,2-Dibromo-3-chloropropane	0.001	nd	nd	nd	nd	nd	nd	nd
1,2-Dibromoethane	0.001	nd	nd	nd	nd	nd	nd	nd
Dibromomethane	0.001	nd	nd	nd	nd	nd	nd	nd
1,2-Dichlorobenzene	0.001	nd	nd	nd	nd	nd	nd	nd
1,3-Dichlorobenzene	0.001	nd	nd	nd	nd	nd	nd	nd
1,4-Dichlorobenzene	0.001	nd	nd	nd	nd	nd	nd	nd
Dichlorodifluoromethane	0.001	nd	nd	nd	nd	nd	nd	nd
1,2-Dichloroethane	0.001	nd	nd	nd	nd	nd	nd	nd
1,1-Dichloroethane	0.001	nd	nd	0.001	nd	nd	nd	nd

LEEDER CONSULTING

(I) RESULTS

Report N°: M100715

Matrix: Water

Method: MA-15.WW.01 Volatile Organic Compounds

Sample units are expressed in mg/L

	Leeder ID	2010009226	2010009227	2010009228	2010009229	2010009230	2010009231	2010009232
	Client ID	Q5240-01	Q5240-02	Q5240-03	Q5240-04	Q5240-05	Q5240-06	Q5240-07
Analyte Name	**PQL**							
1,1-Dichloroethene	0.001	nd	0.001	nd	nd	nd	nd	nd
cis-1,2-Dichloroethene	0.001	0.001	0.001	nd	nd	nd	nd	nd
trans-1,2-Dichloroethene	0.001	nd	nd	nd	nd	nd	nd	nd
Dichloromethane	0.01	nd	nd	nd	nd	nd	nd	nd
1,2-Dichloropropane	0.001	nd	nd	nd	nd	nd	nd	nd
1,3-Dichloropropane	0.001	nd	nd	nd	nd	nd	nd	nd
2,2-Dichloropropane	0.001	nd	nd	nd	nd	nd	nd	nd
1,1-Dichloropropene	0.001	nd	nd	nd	nd	nd	nd	nd
cis-1,3-Dichloropropene	0.001	nd	nd	nd	nd	nd	nd	nd
trans-1,3-Dichloropropene	0.001	nd	nd	nd	nd	nd	nd	nd
Ethylbenzene	0.001	nd	nd	nd	nd	nd	nd	nd
Hexachloro-1,3-butadiene	0.001	nd	nd	nd	nd	nd	nd	nd
Isopropylbenzene	0.001	nd	nd	nd	nd	nd	nd	nd
p-Isopropyltoluene	0.001	nd	nd	nd	nd	nd	nd	nd
Naphthalene	0.001	nd	nd	nd	nd	nd	nd	nd
Propylbenzene	0.001	nd	nd	nd	nd	nd	nd	nd
Styrene	0.001	nd	nd	nd	nd	nd	nd	nd
1,1,2,2-Tetrachloroethane	0.001	nd	nd	nd	nd	nd	nd	nd
Tetrachloroethene	0.001	0.004	0.005	0.002	nd	nd	nd	nd
1,1,1,2-Tetrachloroethane	0.001	nd	nd	nd	nd	nd	nd	nd
Toluene	0.001	nd	nd	nd	nd	nd	nd	nd
Tribromomethane	0.001	nd	nd	nd	nd	nd	nd	nd
1,2,3-Trichlorobenzene	0.001	nd	nd	nd	nd	nd	nd	nd
1,2,4-Trichlorobenzene	0.001	nd	nd	nd	nd	nd	nd	nd
1,1,1-Trichloroethane	0.001	nd	nd	nd	nd	nd	nd	nd

LEEDER
CONSULTING

(I) RESULTS

Report N°: M100715

Matrix: Water

Method: MA-15.WW.01 Volatile Organic Compounds

Sample units are expressed in mg/L

	Leeder ID	2010009226	2010009227	2010009228	2010009229	2010009230	2010009231	2010009232
	Client ID	Q5240-01	Q5240-02	Q5240-03	Q5240-04	Q5240-05	Q5240-06	Q5240-07
Analyte Name	**PQL**							
1,1,2-Trichloroethane	0.001	nd	nd	nd	nd	nd	nd	nd
Trichloroethene	0.001	0.59	0.23	0.009	nd	0.46	nd	nd
Trichlorofluoromethane	0.001	0.003	0.006	0.003	nd	nd	nd	nd
Trichloromethane	0.001	0.001	0.001	nd	nd	nd	nd	nd
1,2,3-Trichloropropane	0.001	nd	nd	nd	nd	nd	nd	nd
1,2,4-Trimethylbenzene	0.001	nd	nd	nd	nd	nd	nd	nd
1,3,5-Trimethylbenzene	0.001	nd	nd	nd	nd	nd	nd	nd
Vinyl Chloride	0.001	nd	nd	nd	nd	nd	nd	nd
m&p-Xylenes	0.001	nd	nd	nd	nd	nd	nd	nd
o-Xylene	0.001	nd	nd	nd	nd	nd	nd	nd

LEEDER
CONSULTING

(I) RESULTS

Report N°: M100715

Matrix: Water

Method: MA-15.WW.01 Volatile Organic Compounds

Sample units are expressed in mg/L

	Leeder ID	2010009233	2010009234
	Client ID	Q5240-01	Method
Analyte Name	**PQL**	Duplicate	Blank
Benzene	0.001	nd	nd
Bromobenzene	0.001	nd	nd
Bromochloromethane	0.001	nd	nd
Bromodichloromethane	0.001	nd	nd
Bromomethane	0.001	nd	nd
n-Butylbenzene	0.001	nd	nd
s-Butylbenzene	0.001	nd	nd
t-Butylbenzene	0.001	nd	nd
Carbon tetrachloride	0.0007	nd	nd
Chlorobenzene	0.001	nd	nd
Chloroethane	0.001	nd	nd
Chloromethane	0.001	nd	nd
2-Chlorotoluene	0.001	nd	nd
4-Chlorotoluene	0.001	nd	nd
Dibromochloromethane	0.001	nd	nd
1,2-Dibromo-3-chloropropane	0.001	nd	nd
1,2-Dibromoethane	0.001	nd	nd
Dibromomethane	0.001	nd	nd
1,2-Dichlorobenzene	0.001	nd	nd
1,3-Dichlorobenzene	0.001	nd	nd
1,4-Dichlorobenzene	0.001	nd	nd
Dichlorodifluoromethane	0.001	nd	nd
1,2-Dichloroethane	0.001	nd	nd
1,1-Dichloroethane	0.001	nd	nd

LEEDER
CONSULTING

(I) RESULTS

Report N°: M100715

Matrix: Water

Method: MA-15.WW.01 Volatile Organic Compounds

Sample units are expressed in mg/L

	Leeder ID	2010009233	2010009234
	Client ID	Q5240-01	Method
Analyte Name	**PQL**	Duplicate	Blank
1,1-Dichloroethene	0.001	nd	nd
cis-1,2-Dichloroethene	0.001	0.002	nd
trans-1,2-Dichloroethene	0.001	nd	nd
Dichloromethane	0.01	nd	nd
1,2-Dichloropropane	0.001	nd	nd
1,3-Dichloropropane	0.001	nd	nd
2,2-Dichloropropane	0.001	nd	nd
1,1-Dichloropropene	0.001	nd	nd
cis-1,3-Dichloropropene	0.001	nd	nd
trans-1,3-Dichloropropene	0.001	nd	nd
Ethylbenzene	0.001	nd	nd
Hexachloro-1,3-butadiene	0.001	nd	nd
Isopropylbenzene	0.001	nd	nd
p-Isopropyltoluene	0.001	nd	nd
Naphthalene	0.001	nd	nd
Propylbenzene	0.001	nd	nd
Styrene	0.001	nd	nd
1,1,2,2-Tetrachloroethane	0.001	nd	nd
Tetrachloroethene	0.001	0.007	nd
1,1,1,2-Tetrachloroethane	0.001	nd	nd
Toluene	0.001	nd	nd
Tribromomethane	0.001	nd	nd
1,2,3-Trichlorobenzene	0.001	nd	nd
1,2,4-Trichlorobenzene	0.001	nd	nd
1,1,1-Trichloroethane	0.001	nd	nd

LEEDER
CONSULTING

(I) RESULTS

Report N°: M100715

Matrix: Water

Method: MA-15.WW.01 Volatile Organic Compounds

Sample units are expressed in mg/L

	Leeder ID	2010009233	2010009234
	Client ID	Q5240-01	Method
Analyte Name	**PQL**	Duplicate	Blank
1,1,2-Trichloroethane	0.001	nd	nd
Trichloroethene	0.001	0.52	nd
Trichlorofluoromethane	0.001	0.003	nd
Trichloromethane	0.001	0.001	nd
1,2,3-Trichloropropane	0.001	nd	nd
1,2,4-Trimethylbenzene	0.001	nd	nd
1,3,5-Trimethylbenzene	0.001	nd	nd
Vinyl Chloride	0.001	nd	nd
m&p-Xylenes	0.001	nd	nd
o-Xylene	0.001	nd	nd

LEEDER CONSULTING

(I) RESULTS

Report N°: M100715

Matrix: Water

Method: MA-15.WW.09 Brominated Volatile Organic Compounds

Sample units are expressed in ug/L

	Leeder ID	2010009226	2010009227	2010009228	2010009229	2010009230	2010009231
	Client ID	Q5240-01	Q5240-02	Q5240-03	Q5240-04	Q5240-05	Q5240-06
Analyte Name	**PQL**						
Bromobenzene	0.1	nd	nd	nd	nd	nd	nd
Bromochloromethane	0.1	nd	nd	nd	nd	nd	nd
Bromodichloromethane	0.1	nd	nd	nd	nd	nd	nd
Bromoethane	0.1	nd	nd	nd	nd	nd	nd
Bromoethyne	0.1	nd	nd	nd	nd	nd	nd
Dibromochloromethane	0.1	nd	nd	nd	nd	nd	nd
1,2-Dibromo-3-chloropropane	0.1	nd	nd	nd	nd	nd	nd
Dibromoethane	0.1	nd	nd	nd	nd	nd	nd
cis-1,2-Dibromoethene	0.1	nd	nd	nd	nd	nd	nd
trans-1,2-Dibromoethene	0.1	nd	nd	nd	nd	nd	nd
1,2-Dibromoethene(c,t)	0.1	nd	nd	nd	nd	nd	nd
Dibromomethane	0.1	nd	nd	nd	nd	nd	nd
1,1,2,2-Tetrabromoethane	0.1	nd	nd	nd	nd	nd	nd
Tetrabromoethane	0.1	nd	nd	nd	nd	nd	nd
Tetrabromoethene	0.1	nd	nd	nd	nd	nd	nd
Tribromoethane	0.1	nd	nd	nd	nd	nd	nd
Tribromoethene	0.1	nd	nd	nd	nd	nd	nd
Tribromomethane	0.1	nd	nd	nd	nd	nd	nd
Vinyl bromide	0.1	nd	nd	nd	nd	nd	nd

LEEDER
CONSULTING

(I) RESULTS

Report N°: M100715

Matrix: Water

Method: MA-15.WW.09 Brominated Volatile Organic Compounds

Sample units are expressed in ug/L

	Leeder ID	2010009233	2010009234
	Client ID	Q5240-01	Method
Analyte Name	**PQL**	Duplicate	Blank
Bromobenzene	0.1	nd	nd
Bromochloromethane	0.1	nd	nd
Bromodichloromethane	0.1	nd	nd
Bromoethane	0.1	nd	nd
Bromoethyne	0.1	nd	nd
Dibromochloromethane	0.1	nd	nd
1,2-Dibromo-3-chloropropane	0.1	nd	nd
Dibromoethane	0.1	nd	nd
cis-1,2-Dibromoethene	0.1	nd	nd
trans-1,2-Dibromoethene	0.1	nd	nd
1,2-Dibromoethene(c,t)	0.1	nd	nd
Dibromomethane	0.1	nd	nd
1,1,2,2-Tetrabromoethane	0.1	nd	nd
Tetrabromoethane	0.1	nd	nd
Tetrabromoethene	0.1	nd	nd
Tribromoethane	0.1	nd	nd
Tribromoethene	0.1	nd	nd
Tribromomethane	0.1	nd	nd
Vinyl bromide	0.1	nd	nd

LEEDER CONSULTING

(I) RESULTS

Report N°: M100715

Matrix: Water

Method: VOC Surrogate Recovery

Sample units are expressed in %

	Leeder ID	2010009226	2010009227	2010009228	2010009229	2010009230	2010009231	2010009232
	Client ID	Q5240-01	Q5240-02	Q5240-03	Q5240-04	Q5240-05	Q5240-06	Q5240-07
Analyte Name	**PQL**							
Dibromofluoromethane		90	89	98	94	87	112	102
12-Dichloroethane-d4		90	92	94	93	86	109	102
Toluene-d8		69	68	78	68	69	60	78
p-Bromofluorobenzene		82	85	88	85	72	73	97

Matrix: Water

Method: VOC Surrogate Recovery

Sample units are expressed in %

	Leeder ID	2010009233	2010009234
	Client ID	Q5240-01	Method
Analyte Name	**PQL**	Duplicate	Blank
Dibromofluoromethane		92	121
12-Dichloroethane-d4		91	117
Toluene-d8		75	104
p-Bromofluorobenzene		77	119

LEEDER CONSULTING

(II) QUALITY CONTROL

Report N°: M100715

Matrix: Water

Method: MA-30.WW.01 Total Petroleum Hydrocarbons

Quality Control Results are expressed in Percent Recovery of expected result

	Leeder ID	2010009319	2010009320
	Client ID	Q5240-02	Q5240-02
Analyte Name	**PQL**	Spike	Spike Dup
Total C6-C36		83	77

Matrix: Water

Method: MA-15.WW.01 Volatile Organic Compounds

Quality Control Results are expressed in Percent Recovery of expected result

	Leeder ID	2010009455	2010009456
	Client ID	Method	Method
Analyte Name	**PQL**	Spike	Spike Dup
Benzene		102	116
Bromodichloromethane		83	94
Carbon tetrachloride		102	89
Chlorobenzene		98	98
Dibromochloromethane		74	82
1,2-Dichlorobenzene		76	78
1,3-Dichlorobenzene		100	96
1,4-Dichlorobenzene		83	76
1,2-Dichloroethane		103	105
1,1-Dichloroethane		125	101

LEEDER CONSULTING

(II) QUALITY CONTROL

Report N°: M100715

Matrix: Water

Method: MA-15.WW.01 Volatile Organic Compounds

Quality Control Results are expressed in Percent Recovery of expected result

	Leeder ID	2010009455	2010009456
	Client ID	Method	Method
Analyte Name	**PQL**	Spike	Spike Dup
1,1-Dichloroethene		115	118
trans-1,2-Dichloroethene		114	118
Dichloromethane		95	120
1,2-Dichloropropane		99	106
Ethylbenzene		81	69
1,1,2,2-Tetrachloroethane		99	100
Tetrachloroethene		78	85
Toluene		80	71
Tribromomethane		79	99
1,1,1-Trichloroethane		108	125

Matrix: Water

Method: MA-15.WW.01 Volatile Organic Compounds

Quality Control Results are expressed in Percent Recovery of expected result

	Leeder ID	2010009455	2010009456
	Client ID	Method	Method
Analyte Name	**PQL**	Spike	Spike Dup
1,1,2-Trichloroethane		91	104
Trichloroethene		73	74
Trichloromethane		123	118

LEEDER CONSULTING

(II) QUALITY CONTROL

Report N°: M100715

Matrix: Water

Method: MA-15.WW.09 Brominated Volatile Organic Compounds

Quality Control Results are expressed in Percent Recovery of expected result

	Leeder ID	2010009455	2010009456
	Client ID	Method	Method
Analyte Name	**PQL**	Spike	Spike Dup
Bromodichloromethane		86	77
Bromoethane		123	102
Dibromochloromethane		78	75
cis-1,2-Dibromoethene		75	69
trans-1,2-Dibromoethene		63	63
1,2-Dibromoethene(c,t)		69	66
Tribromoethane		67	63
Tribromoethene		88	70
Tribromomethane		80	68
Vinyl bromide		120	111

Matrix: Water

Method: VOC Surrogate Recovery

Quality Control Results are expressed in Percent Recovery of expected result

	Leeder ID	2010009455	2010009456
	Client ID	Method	Method
Analyte Name	**PQL**	Spike	Spike Dup
Dibromofluoromethane		118	88
12-Dichloroethane-d4		115	84
Toluene-d8		65	74
p-Bromofluorobenzene		73	97

QUALIFIERS / NOTES FOR REPORTED RESULTS

PQL	Practical Quantitation Limit
is	Insufficient Sample to perform this analysis.
T	Tentative identification based on computer library search of mass spectra.
ND	Not Detected – The analyte was not detected above the reported PQL.
nr	Not Requested for analysis.
R	Rejected Result – results for this analysis failed QC checks.
SQ	Semi-Quantitative result – quantitation based on a generic response factor for this class of analyte.
IM	Inappropriate method of analysis for this compound
U	Unable to provide Quality Control data – high levels of compounds in sample interfered with analysis of QC results.
UF	Unable to provide Quality Control data- Surrogates failed QCchecks due to sample matrix effects
UI	Unable to provide Quality Control data – insufficient sample to perform QC checks.
B	This analyte also detected in analysis of the Method Blank.
D	Deviation from standard method – see notes for specific explanation.
L	Analyte detected at a level above the linear response of calibration curve.
NT	No blank sorbent tubes provided for QC analysis.
C1	These compounds co-elute.
C2	These compounds co-elute.
*	Profile not typical of TPH

LEEDER
CONSULTING

APPENDIX ONE.

CHAIN OF CUSTODY DOCUMENT

CHAIN OF CUSTODY RECORD/ANALYSIS REQUEST

Q 5240

page 1 of 1

Golder Associates
1 Havelock Street
West Perth, WA 6005 Australia
Telehone +61 8 9213 7600 Fax +61 8 9213 7611

Project Number: 087643011		Laboratory Name: Leeder	
[redacted]		Address: Melbourne	
Golder Contact: Chris Watts	Golder Email Address: cwatts @golder.com.au	Telephone/Fax: 039874 1988	Contact: Lyndall

Address where reports should be sent to

☐ PO Box 1914
West Perth, WA 6872
Telephone (61 8) 9213 7600
Fax (61 8) 9213 7611

☐ Other Keely Mundle kmundle
ph- 042212 6880

Phone _____ Fax _____

Analyses Required

Sample Control Number (SCN	[redacted]	Sample Matrix (over)	Date Sampled (D/M/Y)	[redacted]	Number of Containers	QQ29/221AAR1 Suite 1	VOC's	~~[illegible]~~							RUSH	Remarks (over)
QS240 - 01	[redacted]	H_2O	27/5/10	[redacted]	5	✓										
- 02	[redacted]			[redacted]	5	✓										
- 03	[redacted]			[redacted]	5	✓										
- 04	[redacted]			[redacted]	5	✓										
- 05	[redacted]			[redacted]	5	✓										
- 06	[redacted]			[redacted]	5	✓										
- 07	[redacted]			[redacted]	1		✓									
- 08	[redacted]			[redacted]												
- 09	[redacted]			[redacted]												
- 10	[redacted]			[redacted]												
- 11	[redacted]			[redacted]												
- 12	[redacted]			[redacted]												

Sampler's Signature: [signature]	Relinquished by: Signature [signature]	Company Golder	Date 27/5/10	Time 1600	Received by: Signature Eryanne McEnroney	Company Leeder Consulting
Sample Storage (°C) Ice bricks	Relinquished by: Signature	Company	Date	Time	Received by: Signature	Company
Comments: QQ29/221AAR1	Method of Shipment: Air	Waybill No:	Received for Lab by:		Date 28/5/10	Time 10:40
	Shipped by: Aust Air Express	Shipment Condition: Seal intact:	Temp (°C)	Cooler opened by:	Date	Time

WHITE: Golder Copy YELLOW: Lab Copy PINK: Lab Returns with Final Report

LEEDER CONSULTING

A.B.N. 540 864 910 09
4 - 5, 18 Redland Drive
Mitcham, Vic, 3132
Telephone: (03) 9874 1988
Fax: (03) 9874 1933

Chartered Chemists

REPORT NUMBER: M100729

7-Jun-2010

Site/Client Ref: 087643011

Golder Associates

Level 2
1 Havelock Street
West Perth
WA 6005
Attention: Chris Watts

CERTIFICATE OF ANALYSIS

SAMPLES:	Seven samples were received for analysis
DATE RECEIVED:	**1-Jun-2010**
DATE COMMENCED:	**1-Jun-2010**
METHODS:	See Attached Results
RESULTS:	Please refer to attached pages for results.

Note: Results are based on samples as received at Leeder Consulting's laboratories

Please note, several peaks not of petroleum hydrocarbon nature were identified in samples 2010009380 (Q5241-04), 2010009381 (Q5241-05) and 2010009382 (Q5241-06).

REPORTED BY:

Kerry Quinton
Senior Chemist

This report has been prepared in accordance with the quality system of Leeder Consulting Pty. Ltd and may not be reproduced except in full.

LEEDER CONSULTING

(I) RESULTS

Report N°: M100729

Matrix: Water

Method: MA-1400.WW.01 Metals

Sample units are expressed in mg/L

	Leeder ID	2010009379	2010009380	2010009381	2010009382
	Client ID	Q5241-03	Q5241-04	Q5241-05	Q5241-06
Analyte Name	**PQL**				
Aluminium	0.001	0.001	0.011	0.025	0.007
Arsenic	0.0005	nd	0.070	0.040	0.0062
Cadmium	0.0002	nd	nd	nd	nd
Chromium	0.001	nd	nd	nd	0.001
Copper	0.001	nd	nd	nd	nd
Iron	0.001	0.002	26	25	38
Lead	0.001	nd	nd	nd	nd
Manganese	0.001	nd	0.069	0.031	0.027
Mercury	0.00006	nd	nd	nd	nd
Nickel	0.001	nd	0.004	0.002	0.014
Zinc	0.001	0.002	0.006	0.002	0.014

LEEDER CONSULTING

(I) RESULTS

Report N°: M100729

Matrix: Water

Method: MA-1400.WW.01 Metals

Sample units are expressed in mg/L

	Leeder ID	2010009384	2010009385
	Client ID	Q5241-03	Method
Analyte Name	**PQL**	Duplicate	Blank
Aluminium	0.001	0.001	nd
Arsenic	0.0005	nd	nd
Cadmium	0.0002	nd	nd
Chromium	0.001	nd	nd
Copper	0.001	nd	nd
Iron	0.001	0.002	nd
Lead	0.001	nd	nd
Manganese	0.001	nd	nd
Mercury	0.00006	nd	nd
Nickel	0.001	nd	nd
Zinc	0.001	0.002	nd

Matrix: Water

Method: MA-30.WW.01 Total Petroleum Hydrocarbons

Sample units are expressed in mg/L

	Leeder ID	2010009377	2010009378	2010009379	2010009380	2010009381	2010009382
	Client ID	Q5241-01	Q5241-02	Q5241-03	Q5241-04	Q5241-05	Q5241-06
Analyte Name	**PQL**						
C6-C9	0.01	nd	nd	nd	nd	0.33	14
C10-C14	0.01	nd	nd	nd	0.18	0.42	12
C15-C28	0.05	nd	nd	nd	nd	nd	0.09
C29-C36	0.05	nd	nd	nd	nd	nd	nd
Total C6-C36	0.05	nd	nd	nd	0.18	0.75	26

LEEDER
CONSULTING

(I) RESULTS

Report N°: M100729

Matrix: Water

Method: MA-30.WW.01 Total Petroleum Hydrocarbons

Sample units are expressed in mg/L

	Leeder ID	2010009385	2010009647
	Client ID	Method	Q5241-01
Analyte Name	**PQL**	Blank	Duplicate
C6-C9	0.01	nd	nd
C10-C14	0.01	nd	nd
C15-C28	0.05	nd	nd
C29-C36	0.05	nd	nd
Total C6-C36	0.05	nd	nd

LEEDER CONSULTING

(I) RESULTS

Report N°: M100729

Matrix: Water

Method: MA-15.WW.01 Volatile Organic Compounds

Sample units are expressed in mg/L

	Leeder ID	2010009377	2010009378	2010009379	2010009380	2010009381	2010009382	2010009383
	Client ID	Q5241-01	Q5241-02	Q5241-03	Q5241-04	Q5241-05	Q5241-06	Q5241-07
Analyte Name	**PQL**							
Benzene	0.001	nd	nd	nd	0.001	0.005	0.007	nd
Bromobenzene	0.001	nd	nd	nd	nd	nd	nd	nd
Bromochloromethane	0.001	nd	nd	nd	nd	nd	nd	nd
Bromodichloromethane	0.001	nd	nd	nd	nd	nd	nd	nd
Bromomethane	0.001	nd	nd	nd	nd	nd	nd	nd
n-Butylbenzene	0.001	nd	nd	nd	nd	nd	0.007	nd
s-Butylbenzene	0.001	nd	nd	nd	nd	nd	nd	nd
t-Butylbenzene	0.001	nd	nd	nd	nd	nd	nd	nd
Carbon tetrachloride	0.0007	nd	nd	nd	nd	nd	nd	nd
Chlorobenzene	0.001	nd	nd	nd	nd	0.001	0.001	nd
Chloroethane	0.001	nd	nd	nd	nd	0.003	0.003	nd
Chloromethane	0.001	nd	nd	nd	nd	nd	nd	nd
2-Chlorotoluene	0.001	nd	nd	nd	nd	nd	nd	nd
4-Chlorotoluene	0.001	nd	nd	nd	nd	nd	nd	nd
Dibromochloromethane	0.001	nd	nd	nd	nd	nd	nd	nd
1,2-Dibromo-3-chloropropane	0.001	nd	nd	nd	nd	nd	nd	nd
1,2-Dibromoethane	0.001	nd	nd	nd	nd	nd	nd	nd
Dibromomethane	0.001	nd	nd	nd	nd	nd	nd	nd
1,2-Dichlorobenzene	0.001	nd	nd	nd	0.001	0.001	0.011	nd
1,3-Dichlorobenzene	0.001	nd	nd	nd	nd	nd	nd	nd
1,4-Dichlorobenzene	0.001	nd	nd	nd	nd	nd	0.001	nd
Dichlorodifluoromethane	0.001	nd	nd	nd	nd	nd	nd	nd
1,2-Dichloroethane	0.001	nd	nd	nd	nd	0.002	nd	nd
1,1-Dichloroethane	0.001	0.004	0.005	nd	0.016	0.020	0.040	nd

LEEDER CONSULTING

(I) RESULTS

Report N°: M100729

Matrix: Water

Method: MA-15.WW.01 Volatile Organic Compounds

Sample units are expressed in mg/L

	Leeder ID	2010009377	2010009378	2010009379	2010009380	2010009381	2010009382	2010009383
	Client ID	Q5241-01	Q5241-02	Q5241-03	Q5241-04	Q5241-05	Q5241-06	Q5241-07
Analyte Name	**PQL**							
1,1-Dichloroethene	0.001	nd	nd	nd	0.004	0.002	0.011	nd
cis-1,2-Dichloroethene	0.001	0.18	0.19	nd	0.14	0.21	0.61	nd
trans-1,2-Dichloroethene	0.001	0.005	0.005	nd	nd	nd	nd	nd
Dichloromethane	0.01	nd	nd	nd	nd	nd	nd	nd
1,2-Dichloropropane	0.001	nd	nd	nd	nd	nd	nd	nd
1,3-Dichloropropane	0.001	nd	nd	nd	nd	nd	nd	nd
2,2-Dichloropropane	0.001	nd	nd	nd	nd	nd	nd	nd
1,1-Dichloropropene	0.001	nd	nd	nd	nd	nd	nd	nd
cis-1,3-Dichloropropene	0.001	nd	nd	nd	nd	nd	nd	nd
trans-1,3-Dichloropropene	0.001	nd	nd	nd	nd	nd	nd	nd
Ethylbenzene	0.001	nd	nd	nd	nd	0.24	0.67	nd
Hexachloro-1,3-butadiene	0.001	nd	nd	nd	nd	nd	nd	nd
Isopropylbenzene	0.001	nd	nd	nd	nd	0.002	0.015	nd
p-Isopropyltoluene	0.001	nd	nd	nd	nd	0.001	0.020	nd
Naphthalene	0.001	nd	nd	nd	nd	0.003	0.022	nd
Propylbenzene	0.001	nd	nd	nd	nd	0.002	0.026	nd
Styrene	0.001	nd	nd	nd	nd	nd	nd	nd
1,1,2,2-Tetrachloroethane	0.001	nd	nd	nd	nd	nd	nd	nd
Tetrachloroethene	0.001	0.013	0.013	nd	0.003	nd	0.007	nd
1,1,1,2-Tetrachloroethane	0.001	nd	nd	nd	nd	nd	nd	nd
Toluene	0.001	nd	nd	nd	nd	0.008	4.6	nd
Tribromomethane	0.001	nd	nd	nd	nd	nd	nd	nd
1,2,3-Trichlorobenzene	0.001	nd	nd	nd	nd	nd	nd	nd
1,2,4-Trichlorobenzene	0.001	nd	nd	nd	nd	nd	nd	nd
1,1,1-Trichloroethane	0.001	nd	nd	nd	nd	nd	nd	nd

LEEDER CONSULTING

(I) RESULTS

Report N°: M100729

Matrix: Water

Method: MA-15.WW.01 Volatile Organic Compounds

Sample units are expressed in mg/L

	Leeder ID	2010009377	2010009378	2010009379	2010009380	2010009381	2010009382	2010009383
	Client ID	Q5241-01	Q5241-02	Q5241-03	Q5241-04	Q5241-05	Q5241-06	Q5241-07
Analyte Name	**PQL**							
1,1,2-Trichloroethane	0.001	nd	nd	nd	nd	nd	nd	nd
Trichloroethene	0.001	0.024	0.025	nd	0.002	nd	0.001	nd
Trichlorofluoromethane	0.001	nd	nd	nd	nd	nd	nd	nd
Trichloromethane	0.001	0.001	0.001	nd	nd	nd	0.022	nd
1,2,3-Trichloropropane	0.001	nd	nd	nd	nd	nd	nd	nd
1,2,4-Trimethylbenzene	0.001	nd	nd	nd	nd	0.047	0.29	nd
1,3,5-Trimethylbenzene	0.001	nd	nd	nd	nd	0.009	0.15	nd
Vinyl Chloride	0.001	nd	nd	nd	0.001	0.001	nd	nd
m&p-Xylenes	0.001	nd	nd	nd	nd	0.12	1.6	nd
o-Xylene	0.001	nd	nd	nd	nd	0.089	0.92	nd

LEEDER CONSULTING

(I) RESULTS

Report N°: M100729

Matrix: Water

Method: MA-15.WW.01 Volatile Organic Compounds

Sample units are expressed in mg/L

	Leeder ID	2010009384	2010009385
	Client ID	Q5241-03	Method
Analyte Name	**PQL**	Duplicate	Blank
Benzene	0.001	nd	nd
Bromobenzene	0.001	nd	nd
Bromochloromethane	0.001	nd	nd
Bromodichloromethane	0.001	nd	nd
Bromomethane	0.001	nd	nd
n-Butylbenzene	0.001	nd	nd
s-Butylbenzene	0.001	nd	nd
t-Butylbenzene	0.001	nd	nd
Carbon tetrachloride	0.0007	nd	nd
Chlorobenzene	0.001	nd	nd
Chloroethane	0.001	nd	nd
Chloromethane	0.001	nd	nd
2-Chlorotoluene	0.001	nd	nd
4-Chlorotoluene	0.001	nd	nd
Dibromochloromethane	0.001	nd	nd
1,2-Dibromo-3-chloropropane	0.001	nd	nd
1,2-Dibromoethane	0.001	nd	nd
Dibromomethane	0.001	nd	nd
1,2-Dichlorobenzene	0.001	nd	nd
1,3-Dichlorobenzene	0.001	nd	nd
1,4-Dichlorobenzene	0.001	nd	nd
Dichlorodifluoromethane	0.001	nd	nd
1,2-Dichloroethane	0.001	nd	nd
1,1-Dichloroethane	0.001	nd	nd

LEEDER CONSULTING

(I) RESULTS

Report N°: M100729

Matrix: Water

Method: MA-15.WW.01 Volatile Organic Compounds

Sample units are expressed in mg/L

	Leeder ID	2010009384	2010009385
	Client ID	Q5241-03	Method
Analyte Name	**PQL**	Duplicate	Blank
1,1-Dichloroethene	0.001	nd	nd
cis-1,2-Dichloroethene	0.001	nd	nd
trans-1,2-Dichloroethene	0.001	nd	nd
Dichloromethane	0.01	nd	nd
1,2-Dichloropropane	0.001	nd	nd
1,3-Dichloropropane	0.001	nd	nd
2,2-Dichloropropane	0.001	nd	nd
1,1-Dichloropropene	0.001	nd	nd
cis-1,3-Dichloropropene	0.001	nd	nd
trans-1,3-Dichloropropene	0.001	nd	nd
Ethylbenzene	0.001	nd	nd
Hexachloro-1,3-butadiene	0.001	nd	nd
Isopropylbenzene	0.001	nd	nd
p-Isopropyltoluene	0.001	nd	nd
Naphthalene	0.001	nd	nd
Propylbenzene	0.001	nd	nd
Styrene	0.001	nd	nd
1,1,2,2-Tetrachloroethane	0.001	nd	nd
Tetrachloroethene	0.001	nd	nd
1,1,1,2-Tetrachloroethane	0.001	nd	nd
Toluene	0.001	nd	nd
Tribromomethane	0.001	nd	nd
1,2,3-Trichlorobenzene	0.001	nd	nd
1,2,4-Trichlorobenzene	0.001	nd	nd
1,1,1-Trichloroethane	0.001	nd	nd

LEEDER
CONSULTING

(I) RESULTS

Report N°: M100729

Matrix: Water

Method: MA-15.WW.01 Volatile Organic Compounds

Sample units are expressed in mg/L

	Leeder ID	2010009384	2010009385
	Client ID	Q5241-03	Method
Analyte Name	**PQL**	Duplicate	Blank
1,1,2-Trichloroethane	0.001	nd	nd
Trichloroethene	0.001	nd	nd
Trichlorofluoromethane	0.001	nd	nd
Trichloromethane	0.001	nd	nd
1,2,3-Trichloropropane	0.001	nd	nd
1,2,4-Trimethylbenzene	0.001	nd	nd
1,3,5-Trimethylbenzene	0.001	nd	nd
Vinyl Chloride	0.001	nd	nd
m&p-Xylenes	0.001	nd	nd
o-Xylene	0.001	nd	nd

LEEDER CONSULTING

(I) RESULTS

Report N°: M100729

Matrix: Water

Method: MA-15.WW.09 Brominated Volatile Organic Compounds

Sample units are expressed in ug/L

	Leeder ID	2010009377	2010009378	2010009379	2010009380	2010009381	2010009382
	Client ID	Q5241-01	Q5241-02	Q5241-03	Q5241-04	Q5241-05	Q5241-06
Analyte Name	**PQL**						
Bromobenzene	0.1	nd	nd	nd	nd	nd	nd
Bromochloromethane	0.1	nd	nd	nd	nd	nd	nd
Bromodichloromethane	0.1	nd	nd	nd	nd	nd	nd
Bromoethane	0.1	nd	nd	nd	nd	nd	nd
Bromoethyne	0.1	nd	nd	nd	nd	nd	nd
Dibromochloromethane	0.1	nd	nd	nd	nd	nd	nd
1,2-Dibromo-3-chloropropane	0.1	nd	nd	nd	nd	nd	nd
Dibromoethane	0.1	nd	nd	nd	nd	nd	nd
cis-1,2-Dibromoethene	0.1	0.8	0.6	nd	0.4	0.3	13
trans-1,2-Dibromoethene	0.1	nd	nd	nd	nd	nd	nd
1,2-Dibromoethene(c,t)	0.1	0.8	0.6	nd	0.4	0.3	13
Dibromomethane	0.1	nd	nd	nd	nd	nd	nd
1,1,2,2-Tetrabromoethane	0.1	nd	nd	nd	nd	nd	nd
Tetrabromoethane	0.1	nd	nd	nd	nd	nd	nd
Tetrabromoethene	0.1	nd	nd	nd	nd	nd	nd
Tribromoethane	0.1	nd	nd	nd	nd	nd	nd
Tribromoethene	0.1	nd	nd	nd	nd	0.3	0.3
Tribromomethane	0.1	nd	nd	nd	nd	nd	nd
Vinyl bromide	0.1	0.7	0.8	nd	nd	2.7	79

LEEDER
CONSULTING

(I) RESULTS

Report N°: M100729

Matrix: Water

Method: MA-15.WW.09 Brominated Volatile Organic Compounds

Sample units are expressed in ug/L

	Leeder ID	2010009384	2010009385
	Client ID	Q5241-03	Method
Analyte Name	**PQL**	Duplicate	Blank
Bromobenzene	0.1	nd	nd
Bromochloromethane	0.1	nd	nd
Bromodichloromethane	0.1	nd	nd
Bromoethane	0.1	nd	nd
Bromoethyne	0.1	nd	nd
Dibromochloromethane	0.1	nd	nd
1,2-Dibromo-3-chloropropane	0.1	nd	nd
Dibromoethane	0.1	nd	nd
cis-1,2-Dibromoethene	0.1	nd	nd
trans-1,2-Dibromoethene	0.1	nd	nd
1,2-Dibromoethene(c,t)	0.1	nd	nd
Dibromomethane	0.1	nd	nd
1,1,2,2-Tetrabromoethane	0.1	nd	nd
Tetrabromoethane	0.1	nd	nd
Tetrabromoethene	0.1	nd	nd
Tribromoethane	0.1	nd	nd
Tribromoethene	0.1	nd	nd
Tribromomethane	0.1	nd	nd
Vinyl bromide	0.1	nd	nd

LEEDER CONSULTING

(I) RESULTS

Report N°: M100729

Matrix: Water

Method: VOC Surrogate Recovery

Sample units are expressed in %

	Leeder ID	2010009377	2010009378	2010009379	2010009380	2010009381	2010009382	2010009383
	Client ID	Q5241-01	Q5241-02	Q5241-03	Q5241-04	Q5241-05	Q5241-06	Q5241-07
Analyte Name	**PQL**							
Dibromofluoromethane		101	112	130	81	107	105	126
12-Dichloroethane-d4		117	121	127	93	126	117	127
Toluene-d8		99	106	100	91	91	128	114
p-Bromofluorobenzene		78	75	107	67	95	114	124

Matrix: Water

Method: VOC Surrogate Recovery

Sample units are expressed in %

	Leeder ID	2010009384	2010009385
	Client ID	Q5241-03	Method
Analyte Name	**PQL**	Duplicate	Blank
Dibromofluoromethane		117	96
12-Dichloroethane-d4		126	106
Toluene-d8		89	91
p-Bromofluorobenzene		116	80

LEEDER CONSULTING

(II) QUALITY CONTROL

Report N°: M100729

Matrix: Water

Method: MA-1400.WW.01 Metals

Quality Control Results are expressed in Percent Recovery of expected result

	Leeder ID	2010009386	2010009387
	Client ID	Q5241-03	Q5241-03
Analyte Name	**PQL**	Spike	Spike Dup
Aluminium		92	90
Arsenic		113	112
Cadmium		105	106
Chromium		101	102
Copper		117	118
Iron		114	108
Lead		104	103
Manganese		97	96
Mercury		90	95
Nickel		109	110
Zinc		92	84

Matrix: Water

Method: MA-30.WW.01 Total Petroleum Hydrocarbons

Quality Control Results are expressed in Percent Recovery of expected result

	Leeder ID	2010009648	2010009649
	Client ID	Q5241-02	Q5241-02
Analyte Name	**PQL**	Spike	Spike Dup
Total C6-C36		89	87

LEEDER CONSULTING

(II) QUALITY CONTROL

Report N°: M100729

Matrix: Water

Method: MA-15.WW.01 Volatile Organic Compounds

Quality Control Results are expressed in Percent Recovery of expected result

	Leeder ID	2010009388	2010009389
	Client ID	Method	Method
Analyte Name	**PQL**	Spike	Spike Dup
Benzene		87	117
Bromodichloromethane		69	79
Carbon tetrachloride		83	111
Chlorobenzene		104	117
Dibromochloromethane		71	86
1,2-Dichlorobenzene		87	101
1,3-Dichlorobenzene		111	121
1,4-Dichlorobenzene		94	102
1,2-Dichloroethane		94	99
1,1-Dichloroethane		92	69

Matrix: Water

Method: MA-15.WW.01 Volatile Organic Compounds

Quality Control Results are expressed in Percent Recovery of expected result

	Leeder ID	2010009388	2010009389
	Client ID	Method	Method
Analyte Name	**PQL**	Spike	Spike Dup
1,1-Dichloroethene		97	126
trans-1,2-Dichloroethene		93	118
Dichloromethane		100	121
1,2-Dichloropropane		96	112
Ethylbenzene		93	104
1,1,2,2-Tetrachloroethane		116	124
Tetrachloroethene		74	97
Toluene		85	107
Tribromomethane		76	85
1,1,1-Trichloroethane		85	114

LEEDER CONSULTING

(II) QUALITY CONTROL

Report N°: M100729

Matrix: Water

Method: MA-15.WW.01 Volatile Organic Compounds

Quality Control Results are expressed in Percent Recovery of expected result

	Leeder ID	2010009388	2010009389
	Client ID	Method	Method
Analyte Name	**PQL**	Spike	Spike Dup
1,1,2-Trichloroethane		90	116
Trichloroethene		85	107
Trichloromethane		98	121

Matrix: Water

Method: MA-15.WW.09 Brominated Volatile Organic Compounds

Quality Control Results are expressed in Percent Recovery of expected result

	Leeder ID	2010009388	2010009389
	Client ID	Method	Method
Analyte Name	**PQL**	Spike	Spike Dup
Bromodichloromethane		85	103
Bromoethane		112	103
Dibromochloromethane		91	115
cis-1,2-Dibromoethene		79	95
trans-1,2-Dibromoethene		69	84
1,2-Dibromoethene(c,t)		74	90
Tribromoethane		87	101
Tribromoethene		104	114
Tribromomethane		107	112
Vinyl bromide		117	113

LEEDER
CONSULTING

(II) QUALITY CONTROL

Report N°: M100729

Matrix: Water

Method: VOC Surrogate Recovery

Quality Control Results are expressed in Percent Recovery of expected result

	Leeder ID	2010009388	2010009389
	Client ID	Method	Method
Analyte Name	**PQL**	Spike	Spike Dup
Dibromofluoromethane		93	93
12-Dichloroethane-d4		95	114
Toluene-d8		91	88
p-Bromofluorobenzene		100	83

QUALIFIERS / NOTES FOR REPORTED RESULTS

PQL	Practical Quantitation Limit
is	Insufficient Sample to perform this analysis.
T	Tentative identification based on computer library search of mass spectra.
ND	Not Detected – The analyte was not detected above the reported PQL.
nr	Not Requested for analysis.
R	Rejected Result – results for this analysis failed QC checks.
SQ	Semi-Quantitative result – quantitation based on a generic response factor for this class of analyte.
IM	Inappropriate method of analysis for this compound
U	Unable to provide Quality Control data – high levels of compounds in sample interfered with analysis of QC results.
UF	Unable to provide Quality Control data- Surrogates failed QCchecks due to sample matrix effects
UI	Unable to provide Quality Control data – insufficient sample to perform QC checks.
B	This analyte also detected in analysis of the Method Blank.
D	Deviation from standard method – see notes for specific explanation.
L	Analyte detected at a level above the linear response of calibration curve.
NT	No blank sorbent tubes provided for QC analysis.
C1	These compounds co-elute.
C2	These compounds co-elute.

LEEDER
CONSULTING

APPENDIX ONE.

CHAIN OF CUSTODY DOCUMENT

CHAIN OF CUSTODY RECORD/ANALYSIS REQUEST

Q 5241

page 1 of 1

Golder Associates
1 Havelock Street
West Perth, WA 6005 Australia
Telehone +61 8 9213 7600 Fax +61 8 9213 7611

Project Number: 087643011

[redacted]

Golder Contact: Chris Watts

Golder Email Address: cwatts @golder.com.au

Laboratory Name: Leeder

Address: Melbourne

Telephone/Fax: 039874 1988

Contact: Lyndall

Address where reports should be sent to

☐ PO Box 1914
West Perth, WA 6872
Telephone (61 8) 9213 7600
Fax (61 8) 9213 7611

☐ Other Keely Mundle kmundle

ph 0422126880

Phone _____ Fax _____

Analyses Required

Sample Control Number (SCN	[redacted]	Sample Matrix (over)	Date Sampled (D/M/Y)	[redacted]	Number of Containers	Suite 1	Suite 2	VOCs	Total Metals						RUSH	Remarks (over)
						QQ291221AAR1										
Q5241 - 01		H_2O	31/5/10		5	✓										
- 02					5	✓										
- 03					6		✓		✓							Analyse for Total metals rather than dissolved metals
- 04					6		✓									
- 05					6		✓									
- 06					6		✓									
- 07					1			✓								
- 08																
- 09																
- 10																
- 11																
- 12																

Sampler's Signature: [signature]	Relinquished by: Signature [signature]	Company Golder	Date 31/5/10	Time 1600	Received by: Signature [signature]	Company Leeder Consulting
Sample Storage (°C) ICE BRICKS	Relinquished by: Signature	Company	Date	Time	Received by: Signature	Company
Comments: QQ291221AAR1 Analyse for Total metals for Q5241-03 rather than dissolved metals	Method of Shipment: AIR	Waybill No:	Received for Lab by: Lyndall Stevens		Date 1/6/10	Time 11:13am
	Shipped by: Aust Air Express	Shipment Condition: Seal intact:	Temp (°C)	Cooler opened by:	Date	Time

WHITE: Golder Copy YELLOW: Lab Copy PINK: Lab Returns with Final Report

LEEDER CONSULTING

A.B.N. 540 864 910 09
4 - 5, 18 Redland Drive
Mitcham, Vic, 3132
Telephone: (03) 9874 1988
Fax: (03) 9874 1933

Chartered Chemists

REPORT NUMBER: M100734

8-Jun-2010

Site/Client Ref: 087643011

Golder Associates

Level 2
1 Havelock Street
West Perth
WA 6005
Attention: Keely Mundle

CERTIFICATE OF ANALYSIS

SAMPLES:	Five samples were received for analysis
DATE RECEIVED:	**2-Jun-2010**
DATE COMMENCED:	**2-Jun-2010**
METHODS:	See Attached Results
RESULTS:	Please refer to attached pages for results.

Note: Results are based on samples as received at Leeder Consulting's laboratories

REPORTED BY:

Majid Abdolali
Chemist

This report has been prepared in accordance with the quality system of Leeder Consulting Pty. Ltd and may not be reproduced except in full.

LEEDER CONSULTING

(I) RESULTS

Report N°: M100734

Matrix: Water

Method: MA-1400.WW.01 Metals

Sample units are expressed in mg/L

	Leeder ID	2010009436	2010009437	2010009438	2010009439	2010009441	2010009442
	Client ID	Q5243-01	Q5243-02	Q5243-03	Q5243-04	Q5243-01	Method
Analyte Name	**PQL**					Duplicate	Blank
Aluminium	0.001	0.012	0.003	0.035	0.040	0.013	nd
Arsenic	0.0005	nd	nd	0.0047	0.0051	nd	nd
Cadmium	0.0002	nd	nd	nd	nd	nd	nd
Chromium	0.001	0.001	nd	nd	nd	0.001	nd
Copper	0.001	0.084	nd	0.001	0.001	0.081	nd
Iron	0.001	0.023	0.002	7.6	7.9	0.023	nd
Lead	0.001	nd	nd	nd	nd	nd	nd
Manganese	0.001	0.075	nd	0.071	0.074	0.075	nd
Mercury	0.00006	nd	nd	nd	nd	nd	nd
Nickel	0.001	0.001	nd	0.001	0.002	0.001	nd
Zinc	0.001	0.005	0.003	0.003	0.002	0.005	nd

Matrix: Water

Method: MA-30.WW.01 Total Petroleum Hydrocarbons

Sample units are expressed in mg/L

	Leeder ID	2010009436	2010009437	2010009438	2010009439	2010009441	2010009442
	Client ID	Q5243-01	Q5243-02	Q5243-03	Q5243-04	Q5243-01	Method
Analyte Name	**PQL**					Duplicate	Blank
C6-C9	0.01	nd	nd	1.1	0.96	nd	nd
C10-C14	0.01	nd	nd	2.1	1.9	nd	nd
C15-C28	0.05	nd	nd	0.05	0.05	nd	nd
C29-C36	0.05	nd	nd	nd	nd	nd	nd
Total C6-C36	0.05	nd	nd	3.3	2.9	nd	nd

LEEDER CONSULTING

(I) RESULTS

Report N°: M100734

Matrix: Water

Method: MA-15.WW.01 Volatile Organic Compounds

Sample units are expressed in mg/L

	Leeder ID	2010009436	2010009437	2010009438	2010009439	2010009440	2010009441	2010009442
	Client ID	Q5243-01	Q5243-02	Q5243-03	Q5243-04	Q5243-05	Q5243-01	Method
Analyte Name	**PQL**						Duplicate	Blank
Benzene	0.001	0.001	nd	0.012	0.010	nd	0.001	nd
Bromobenzene	0.001	nd	nd	nd	nd	nd	nd	nd
Bromochloromethane	0.001	nd	nd	nd	nd	nd	nd	nd
Bromodichloromethane	0.001	nd	nd	nd	nd	nd	nd	nd
Bromomethane	0.001	nd	nd	nd	nd	nd	nd	nd
n-Butylbenzene	0.001	nd	nd	nd	nd	nd	nd	nd
s-Butylbenzene	0.001	nd	nd	0.003	nd	nd	nd	nd
t-Butylbenzene	0.001	nd	nd	nd	nd	nd	nd	nd
Carbon tetrachloride	0.0007	nd	nd	nd	nd	nd	nd	nd
Chlorobenzene	0.001	nd	nd	0.008	0.007	nd	nd	nd
Chloroethane	0.001	nd	nd	0.006	0.005	nd	nd	nd
Chloromethane	0.001	nd	nd	nd	nd	nd	nd	nd
2-Chlorotoluene	0.001	nd	nd	nd	nd	nd	nd	nd
4-Chlorotoluene	0.001	nd	nd	nd	nd	nd	nd	nd
Dibromochloromethane	0.001	nd	nd	nd	nd	nd	nd	nd
1,2-Dibromo-3-chloropropane	0.001	nd	nd	nd	nd	nd	nd	nd
1,2-Dibromoethane	0.001	nd	nd	nd	nd	nd	nd	nd
Dibromomethane	0.001	nd	nd	nd	nd	nd	nd	nd
1,2-Dichlorobenzene	0.001	nd	nd	0.004	0.003	nd	nd	nd
1,3-Dichlorobenzene	0.001	nd	nd	nd	nd	nd	nd	nd
1,4-Dichlorobenzene	0.001	nd	nd	0.001	0.001	nd	nd	nd
Dichlorodifluoromethane	0.001	nd	nd	nd	nd	nd	nd	nd
1,2-Dichloroethane	0.001	nd	nd	0.003	0.003	nd	nd	nd
1,1-Dichloroethane	0.001	nd	nd	0.041	0.020	nd	nd	nd

LEEDER CONSULTING

(I) RESULTS

Report N°: M100734

Matrix: Water

Method: MA-15.WW.01 Volatile Organic Compounds

Sample units are expressed in mg/L

	Leeder ID	2010009436	2010009437	2010009438	2010009439	2010009440	2010009441	2010009442
	Client ID	Q5243-01	Q5243-02	Q5243-03	Q5243-04	Q5243-05	Q5243-01	Method
Analyte Name	**PQL**						Duplicate	Blank
1,1-Dichloroethene	0.001	nd	nd	0.003	0.002	nd	nd	nd
cis-1,2-Dichloroethene	0.001	nd	nd	0.97	1.1	nd	nd	nd
trans-1,2-Dichloroethene	0.001	nd	nd	0.001	0.001	nd	nd	nd
Dichloromethane	0.01	nd	nd	nd	nd	nd	nd	nd
1,2-Dichloropropane	0.001	nd	nd	nd	nd	nd	nd	nd
1,3-Dichloropropane	0.001	nd	nd	nd	nd	nd	nd	nd
2,2-Dichloropropane	0.001	nd	nd	nd	nd	nd	nd	nd
1,1-Dichloropropene	0.001	nd	nd	nd	nd	nd	nd	nd
cis-1,3-Dichloropropene	0.001	nd	nd	nd	nd	nd	nd	nd
trans-1,3-Dichloropropene	0.001	nd	nd	nd	nd	nd	nd	nd
Ethylbenzene	0.001	nd	nd	0.47	0.39	nd	nd	nd
Hexachloro-1,3-butadiene	0.001	nd	nd	nd	nd	nd	nd	nd
Isopropylbenzene	0.001	nd	nd	0.014	0.009	nd	nd	nd
p-Isopropyltoluene	0.001	nd	nd	0.038	0.035	nd	nd	nd
Naphthalene	0.001	nd	nd	0.027	0.028	nd	nd	nd
Propylbenzene	0.001	nd	nd	0.032	0.018	nd	nd	nd
Styrene	0.001	nd	nd	nd	nd	nd	nd	nd
1,1,2,2-Tetrachloroethane	0.001	nd	nd	nd	nd	nd	nd	nd
Tetrachloroethene	0.001	nd	nd	nd	nd	nd	nd	nd
1,1,1,2-Tetrachloroethane	0.001	nd	nd	nd	nd	nd	nd	nd
Toluene	0.001	nd	nd	0.006	0.006	nd	nd	nd
Tribromomethane	0.001	nd	nd	nd	nd	nd	nd	nd
1,2,3-Trichlorobenzene	0.001	nd	nd	nd	nd	nd	nd	nd
1,2,4-Trichlorobenzene	0.001	nd	nd	nd	nd	nd	nd	nd
1,1,1-Trichloroethane	0.001	nd	nd	nd	nd	nd	nd	nd

LEEDER CONSULTING

(I) RESULTS

Report N°: M100734

Matrix: Water

Method: MA-15.WW.01 Volatile Organic Compounds

Sample units are expressed in mg/L

	Leeder ID	2010009436	2010009437	2010009438	2010009439	2010009440	2010009441	2010009442
	Client ID	Q5243-01	Q5243-02	Q5243-03	Q5243-04	Q5243-05	Q5243-01	Method
Analyte Name	**PQL**						Duplicate	Blank
1,1,2-Trichloroethane	0.001	nd	nd	nd	nd	nd	nd	nd
Trichloroethene	0.001	nd	nd	0.002	0.002	nd	nd	nd
Trichlorofluoromethane	0.001	nd	nd	nd	nd	nd	nd	nd
Trichloromethane	0.001	nd	nd	nd	nd	nd	nd	nd
1,2,3-Trichloropropane	0.001	nd	nd	nd	nd	nd	nd	nd
1,2,4-Trimethylbenzene	0.001	nd	nd	0.20	0.14	nd	nd	nd
1,3,5-Trimethylbenzene	0.001	nd	nd	0.071	0.048	nd	nd	nd
Vinyl Chloride	0.001	nd	nd	0.003	0.003	nd	nd	nd
m&p-Xylenes	0.001	nd	nd	0.23	0.21	nd	nd	nd
o-Xylene	0.001	nd	nd	0.10	0.089	nd	nd	nd

LEEDER CONSULTING

(I) RESULTS

Report N°: M100734

Matrix: Water

Method: MA-15.WW.09 Brominated Volatile Organic Compounds

Sample units are expressed in ug/L

	Leeder ID	2010009436	2010009437	2010009438	2010009439	2010009441	2010009442
	Client ID	Q5243-01	Q5243-02	Q5243-03	Q5243-04	Q5243-01	Method
Analyte Name	**PQL**					Duplicate	Blank
Bromobenzene	0.1	nd	nd	nd	nd	nd	nd
Bromochloromethane	0.1	nd	nd	nd	nd	nd	nd
Bromodichloromethane	0.1	nd	nd	nd	nd	nd	nd
Bromoethane	0.1	nd	nd	nd	nd	nd	nd
Bromoethyne	0.1	nd	nd	nd	nd	nd	nd
Dibromochloromethane	0.1	nd	nd	nd	nd	nd	nd
1,2-Dibromo-3-chloropropane	0.1	nd	nd	nd	nd	nd	nd
Dibromoethane	0.1	nd	nd	nd	nd	nd	nd
cis-1,2-Dibromoethene	0.1	nd	nd	nd	nd	nd	nd
trans-1,2-Dibromoethene	0.1	nd	nd	nd	nd	nd	nd
1,2-Dibromoethene(c,t)	0.1	nd	nd	nd	nd	nd	nd
Dibromomethane	0.1	nd	nd	nd	nd	nd	nd
1,1,2,2-Tetrabromoethane	0.1	nd	nd	nd	nd	nd	nd
Tetrabromoethane	0.1	nd	nd	nd	nd	nd	nd
Tetrabromoethene	0.1	nd	nd	nd	nd	nd	nd
Tribromoethane	0.1	nd	nd	nd	nd	nd	nd
Tribromoethene	0.1	nd	nd	nd	nd	nd	nd
Tribromomethane	0.1	nd	nd	nd	nd	nd	nd
Vinyl bromide	0.1	nd	nd	nd	nd	nd	nd

LEEDER CONSULTING

(I) RESULTS

Report N°: M100734

Matrix: Water

Method: VOC Surrogate Recovery

Sample units are expressed in %

	Leeder ID	2010009436	2010009437	2010009438	2010009439	2010009440	2010009441	2010009442
	Client ID	Q5243-01	Q5243-02	Q5243-03	Q5243-04	Q5243-05	Q5243-01	Method
Analyte Name	**PQL**						Duplicate	Blank
Dibromofluoromethane		101	114	117	89	97	103	100
12-Dichloroethane-d4		116	127	123	102	113	107	118
Toluene-d8		111	71	97	95	105	109	106
p-Bromofluorobenzene		93	77	125	83	103	97	99

LEEDER CONSULTING

(II) QUALITY CONTROL

Report N°: M100734

Matrix: Water

Method: MA-1400.WW.01 Metals

Quality Control Results are expressed in Percent Recovery of expected result

	Leeder ID	2010009618	2010009619
	Client ID	Q5243-01	Q5243-01
Analyte Name	**PQL**	Spike	Spike Dup
Aluminium		107	103
Arsenic		118	113
Cadmium		105	105
Chromium		103	101
Copper		U	U
Iron		107	104
Lead		98	99
Manganese		123	114
Mercury		92	97
Nickel		105	105
Zinc		89	105

Matrix: Water

Method: MA-30.WW.01 Total Petroleum Hydrocarbons

Quality Control Results are expressed in Percent Recovery of expected result

	Leeder ID	2010009645	2010009646
	Client ID	Q5243-02	Q5243-02
Analyte Name	**PQL**	Spike	Spike Dup
Total C6-C36		81	83

LEEDER CONSULTING

(II) QUALITY CONTROL

Report N°: M100734

Matrix: Water

Method: MA-15.WW.01 Volatile Organic Compounds

Quality Control Results are expressed in Percent Recovery of expected result

	Leeder ID	2010009443	2010009444
	Client ID	Method	Method
Analyte Name	**PQL**	Spike	Spike Dup
Benzene		87	89
Bromodichloromethane		67	69
Carbon tetrachloride		83	84
Chlorobenzene		104	110
Dibromochloromethane		75	75
1,2-Dichlorobenzene		87	101
1,3-Dichlorobenzene		111	114
1,4-Dichlorobenzene		94	102
1,2-Dichloroethane		94	105
1,1-Dichloroethane		92	82

Matrix: Water

Method: MA-15.WW.01 Volatile Organic Compounds

Quality Control Results are expressed in Percent Recovery of expected result

	Leeder ID	2010009443	2010009444
	Client ID	Method	Method
Analyte Name	**PQL**	Spike	Spike Dup
1,1-Dichloroethene		97	98
trans-1,2-Dichloroethene		93	90
Dichloromethane		100	98
1,2-Dichloropropane		96	115
Ethylbenzene		93	97
1,1,2,2-Tetrachloroethane		116	117
Tetrachloroethene		74	73
Toluene		85	81
Tribromomethane		76	80
1,1,1-Trichloroethane		85	87

LEEDER CONSULTING

(II) QUALITY CONTROL

Report N°: M100734

Matrix: Water

Method: MA-15.WW.01 Volatile Organic Compounds

Quality Control Results are expressed in Percent Recovery of expected result

	Leeder ID	2010009443	2010009444
	Client ID	Method	Method
Analyte Name	**PQL**	Spike	Spike Dup
1,1,2-Trichloroethane		90	88
Trichloroethene		85	81
Trichloromethane		98	98

Matrix: Water

Method: MA-15.WW.09 Brominated Volatile Organic Compounds

Quality Control Results are expressed in Percent Recovery of expected result

	Leeder ID	2010009443	2010009444
	Client ID	Method	Method
Analyte Name	**PQL**	Spike	Spike Dup
Bromodichloromethane		74	90
Bromoethane		86	85
Dibromochloromethane		82	86
cis-1,2-Dibromoethene		71	92
trans-1,2-Dibromoethene		81	84
1,2-Dibromoethene(c,t)		76	88
Tribromoethane		80	82
Tribromoethene		84	82
Tribromomethane		81	81
Vinyl bromide		90	94

LEEDER
CONSULTING

(II) QUALITY CONTROL

Report N°: M100734

Matrix: Water

Method: VOC Surrogate Recovery

Quality Control Results are expressed in Percent Recovery of expected result

	Leeder ID	2010009443	2010009444
	Client ID	Method	Method
Analyte Name	**PQL**	Spike	Spike Dup
Dibromofluoromethane		93	96
12-Dichloroethane-d4		95	110
Toluene-d8		91	93
p-Bromofluorobenzene		100	108

QUALIFIERS / NOTES FOR REPORTED RESULTS

PQL	Practical Quantitation Limit
is	Insufficient Sample to perform this analysis.
T	Tentative identification based on computer library search of mass spectra.
ND	Not Detected – The analyte was not detected above the reported PQL.
nr	Not Requested for analysis.
R	Rejected Result – results for this analysis failed QC checks.
SQ	Semi-Quantitative result – quantitation based on a generic response factor for this class of analyte.
IM	Inappropriate method of analysis for this compound
U	Unable to provide Quality Control data – high levels of compounds in sample interfered with analysis of QC results.
UF	Unable to provide Quality Control data- Surrogates failed QCchecks due to sample matrix effects
UI	Unable to provide Quality Control data – insufficient sample to perform QC checks.
B	This analyte also detected in analysis of the Method Blank.
D	Deviation from standard method – see notes for specific explanation.
L	Analyte detected at a level above the linear response of calibration curve.
NT	No blank sorbent tubes provided for QC analysis.
C1	These compounds co-elute.
C2	These compounds co-elute.

LEEDER
CONSULTING

APPENDIX ONE.

CHAIN OF CUSTODY DOCUMENT

CHAIN OF CUSTODY RECORD/ANALYSIS REQUEST

Q 5243

Golder Associates
1 Havelock Street
West Perth, WA 6005 Australia
Telehone +61 8 9213 7600 Fax +61 8 9213 7611

Project Number: 087643011	Laboratory Name: Leeder
[redacted]	Address: Melbourne
Golder Contact: Keely Mundle	Golder Email Address: kmundle @golder.com.au
Telephone/Fax: 0398741988	Contact: Lyndell

Address where reports should be sent to

☐ PO Box 1914
West Perth, WA 6872
Telephone (61 8) 9213 7600
Fax (61 8) 9213 7611

☐ Other

Chris Watts cwatts
ph 042 212 6880

Phone _____ Fax _____

Analyses Required

QQ291221 AAR1

Sample Control Number (SCN	[redacted]	Sample Matrix (over)	Date Sampled (D/M/Y)	[redacted]	Number of Containers	Suite 2	VOCs	Total Metals							RUSH	Remarks (over)
Q5243 - 01	[redacted]	H_2O	1/6/10	[redacted]	6	✓										
- 02	[redacted]	↓	↓	[redacted]	6	✓		✓								* Please analyse Total Metals rather the dissolved
- 03	[redacted]	↓	↓	[redacted]	6	✓										
- 04	[redacted]	↓	↓	[redacted]	6	✓										
- 05	[redacted]	↓	↓	[redacted]	1		✓									
- 06	[redacted]			[redacted]												
- 07	[redacted]			[redacted]												
- 08	[redacted]			[redacted]												
- 09	[redacted]			[redacted]												
- 10	[redacted]			[redacted]												
- 11	[redacted]			[redacted]												
- 12	[redacted]			[redacted]												

Sampler's Signature: [signature]	Relinquished by: Signature [signature]	Company Golder	Date 1/6/2010	Time 1300	Received by: Signature Kayne McEnery	Company Leeder Consulting
Sample Storage (°C) ICE BRICKS	Relinquished by: Signature	Company	Date	Time	Received by: Signature	Company
Comments: QQ291221 AAR1 Analyse for Total Metals for Q5243-02	Method of Shipment:	Waybill No:	Received for Lab by:		Date 2/6/10	Time 10:27
	Shipped by:	Shipment Condition: Seal intact:	Temp (°C)	Cooler opened by:	Date	Time

WHITE: Golder Copy YELLOW: Lab Copy PINK: Lab Returns with Final Report

LEEDER CONSULTING

A.B.N. 540 864 910 09
4 - 5, 18 Redland Drive
Mitcham, Vic, 3132
Telephone: (03) 9874 1988
Fax: (03) 9874 1933

Chartered Chemists

REPORT NUMBER: M100746

9-Jun-2010

Site/Client Ref: 087643011

Golder Associates

Level 2
1 Havelock Street
West Perth
WA 6005
Attention: Chris Watts

CERTIFICATE OF ANALYSIS

SAMPLES:	Six samples were received for analysis
DATE RECEIVED:	**3-Jun-2010**
DATE COMMENCED:	**3-Jun-2010**
METHODS:	See Attached Results
RESULTS:	Please refer to attached pages for results.

Note: Results are based on samples as received at Leeder Consulting's laboratories

REPORTED BY:

Adam Atkinson
Laboratory Manager

NATA
WORLD RECOGNISED ACCREDITATION

NATA Accredited Laboratory Number: 14429

This Document is issued in accordance with NATA's accreditation requirements

Accredited for compliance with ISO/IEC 17025.

LEEDER CONSULTING

(I) RESULTS

Report N°: M100746

Matrix: Water

Method: MA-1400.WW.01 Metals

Sample units are expressed in mg/L

	Leeder ID	2010009504	2010009505	2010009506	2010009507	2010009508	2010009510
	Client ID	Q5244-01	Q5244-02	Q5244-03	Q5244-04	Q5244-05	Q5244-01
Analyte Name	**PQL**						Duplicate
Aluminium	0.001	0.007	0.006	0.009	0.006	0.004	0.008
Arsenic	0.0005	nd	nd	0.0005	0.0005	nd	nd
Cadmium	0.0002	nd	nd	nd	nd	nd	nd
Chromium	0.001	nd	nd	nd	nd	nd	nd
Copper	0.001	nd	nd	0.001	nd	0.001	nd
Iron	0.001	0.71	16	1.1	1.1	1.3	0.70
Lead	0.001	nd	nd	nd	nd	nd	nd
Manganese	0.001	0.17	0.27	0.11	0.11	0.078	0.18
Mercury	0.00006	nd	nd	nd	nd	nd	nd
Nickel	0.001	nd	nd	nd	nd	0.001	nd
Zinc	0.001	0.002	0.002	0.002	0.002	0.003	0.002

LEEDER CONSULTING

(I) RESULTS

Report N°: M100746

Matrix: Water

Method: MA-1400.WW.01 Metals

Sample units are expressed in mg/L

	Leeder ID	2010009511
	Client ID	Method
Analyte Name	**PQL**	Blank
Aluminium	0.001	nd
Arsenic	0.0005	nd
Cadmium	0.0002	nd
Chromium	0.001	nd
Copper	0.001	nd
Iron	0.001	nd
Lead	0.001	nd
Manganese	0.001	nd
Mercury	0.00006	nd
Nickel	0.001	nd
Zinc	0.001	nd

Matrix: Water

Method: MA-1146.WW.01 Nitrogens

Sample units are expressed in mg/L

	Leeder ID	2010009504	2010009505	2010009506	2010009508	2010009510
	Client ID	Q5244-01	Q5244-02	Q5244-03	Q5244-05	Q5244-01
Analyte Name	**PQL**					Duplicate
Nitrate as N	0.01	nd	nd	nd	nd	nd

LEEDER CONSULTING

(I) RESULTS

Report N°: M100746

Matrix: Water

Method: MA-1146.WW.01 Nitrogens

Sample units are expressed in mg/L

	Leeder ID	2010009511
	Client ID	Method
Analyte Name	**PQL**	Blank
Nitrate as N	0.01	nd

Matrix: Water

Method: MA-30.WW.01 Total Petroleum Hydrocarbons

Sample units are expressed in mg/L

	Leeder ID	2010009504	2010009505	2010009506	2010009508	2010009510
	Client ID	Q5244-01	Q5244-02	Q5244-03	Q5244-05	Q5244-01
Analyte Name	**PQL**					Duplicate
C6-C9	0.01	nd	nd	nd	nd	nd
C10-C14	0.01	nd	nd	nd	nd	nd
C15-C28	0.05	nd	nd	nd	nd	nd
C29-C36	0.05	nd	nd	nd	nd	nd
Total C6-C36	0.05	nd	nd	nd	nd	nd

LEEDER
CONSULTING

(I) RESULTS

Report N°: M100746

Matrix: Water

Method: MA-30.WW.01 Total Petroleum Hydrocarbons

Sample units are expressed in mg/L

	Leeder ID	2010009511
	Client ID	Method
Analyte Name	**PQL**	Blank
C6-C9	0.01	nd
C10-C14	0.01	nd
C15-C28	0.05	nd
C29-C36	0.05	nd
Total C6-C36	0.05	nd

LEEDER CONSULTING

(I) RESULTS

Report N°: M100746

Matrix: Water

Method: MA-15.WW.01 Volatile Organic Compounds

Sample units are expressed in mg/L

	Leeder ID	2010009504	2010009505	2010009506	2010009508	2010009509	2010009510
	Client ID	Q5244-01	Q5244-02	Q5244-03	Q5244-05	Q5244-06	Q5244-01
Analyte Name	**PQL**						Duplicate
Benzene	0.001	nd	nd	nd	nd	nd	nd
Bromobenzene	0.001	nd	nd	nd	nd	nd	nd
Bromochloromethane	0.001	nd	nd	nd	nd	nd	nd
Bromodichloromethane	0.001	nd	nd	nd	nd	nd	nd
Bromomethane	0.001	nd	nd	nd	nd	nd	nd
n-Butylbenzene	0.001	nd	nd	nd	nd	nd	nd
s-Butylbenzene	0.001	nd	nd	nd	nd	nd	nd
t-Butylbenzene	0.001	nd	nd	nd	nd	nd	nd
Carbon tetrachloride	0.0007	nd	nd	nd	nd	nd	nd
Chlorobenzene	0.001	nd	nd	nd	nd	nd	nd
Chloroethane	0.001	nd	nd	nd	nd	nd	nd
Chloromethane	0.001	nd	nd	nd	nd	nd	nd
2-Chlorotoluene	0.001	nd	nd	nd	nd	nd	nd
4-Chlorotoluene	0.001	nd	nd	nd	nd	nd	nd
Dibromochloromethane	0.001	nd	nd	nd	nd	nd	nd
1,2-Dibromo-3-chloropropane	0.001	nd	nd	nd	nd	nd	nd
1,2-Dibromoethane	0.001	nd	nd	nd	nd	nd	nd
Dibromomethane	0.001	nd	nd	nd	nd	nd	nd
1,2-Dichlorobenzene	0.001	nd	nd	nd	nd	nd	nd
1,3-Dichlorobenzene	0.001	nd	nd	nd	nd	nd	nd
1,4-Dichlorobenzene	0.001	nd	nd	nd	nd	nd	nd
Dichlorodifluoromethane	0.001	nd	nd	nd	nd	nd	nd
1,2-Dichloroethane	0.001	nd	nd	nd	nd	nd	nd
1,1-Dichloroethane	0.001	nd	nd	nd	nd	nd	nd

LEEDER CONSULTING

(I) RESULTS

Report N°: M100746

Matrix: Water

Method: MA-15.WW.01 Volatile Organic Compounds

Sample units are expressed in mg/L

	Leeder ID	2010009504	2010009505	2010009506	2010009508	2010009509	2010009510
	Client ID	Q5244-01	Q5244-02	Q5244-03	Q5244-05	Q5244-06	Q5244-01
Analyte Name	**PQL**						Duplicate
1,1-Dichloroethene	0.001	nd	nd	nd	nd	nd	nd
cis-1,2-Dichloroethene	0.001	nd	nd	nd	0.005	nd	nd
trans-1,2-Dichloroethene	0.001	nd	nd	nd	nd	nd	nd
Dichloromethane	0.01	nd	nd	nd	nd	nd	nd
1,2-Dichloropropane	0.001	nd	nd	nd	nd	nd	nd
1,3-Dichloropropane	0.001	nd	nd	nd	nd	nd	nd
2,2-Dichloropropane	0.001	nd	nd	nd	nd	nd	nd
1,1-Dichloropropene	0.001	nd	nd	nd	nd	nd	nd
cis-1,3-Dichloropropene	0.001	nd	nd	nd	nd	nd	nd
trans-1,3-Dichloropropene	0.001	nd	nd	nd	nd	nd	nd
Ethylbenzene	0.001	nd	nd	nd	nd	nd	nd
Hexachloro-1,3-butadiene	0.001	nd	nd	nd	nd	nd	nd
Isopropylbenzene	0.001	nd	nd	nd	nd	nd	nd
p-Isopropyltoluene	0.001	nd	nd	nd	nd	nd	nd
Naphthalene	0.001	nd	nd	nd	nd	nd	nd
Propylbenzene	0.001	nd	nd	nd	nd	nd	nd
Styrene	0.001	nd	nd	nd	nd	nd	nd
1,1,2,2-Tetrachloroethane	0.001	nd	nd	nd	nd	nd	nd
Tetrachloroethene	0.001	nd	nd	nd	nd	nd	nd
1,1,1,2-Tetrachloroethane	0.001	nd	nd	nd	nd	nd	nd
Toluene	0.001	nd	nd	nd	nd	nd	nd
Tribromomethane	0.001	nd	nd	nd	nd	nd	nd
1,2,3-Trichlorobenzene	0.001	nd	nd	nd	nd	nd	nd
1,2,4-Trichlorobenzene	0.001	nd	nd	nd	nd	nd	nd
1,1,1-Trichloroethane	0.001	nd	nd	nd	nd	nd	nd

LEEDER CONSULTING

(I) RESULTS

Report N°: M100746

Matrix: Water

Method: MA-15.WW.01 Volatile Organic Compounds

Sample units are expressed in mg/L

	Leeder ID	2010009504	2010009505	2010009506	2010009508	2010009509	2010009510
	Client ID	Q5244-01	Q5244-02	Q5244-03	Q5244-05	Q5244-06	Q5244-01
Analyte Name	**PQL**						Duplicate
1,1,2-Trichloroethane	0.001	nd	nd	nd	nd	nd	nd
Trichloroethene	0.001	0.003	nd	0.003	nd	nd	0.003
Trichlorofluoromethane	0.001	nd	nd	nd	nd	nd	nd
Trichloromethane	0.001	nd	nd	nd	nd	nd	nd
1,2,3-Trichloropropane	0.001	nd	nd	nd	nd	nd	nd
1,2,4-Trimethylbenzene	0.001	nd	nd	nd	nd	nd	nd
1,3,5-Trimethylbenzene	0.001	nd	nd	nd	nd	nd	nd
Vinyl Chloride	0.001	nd	nd	nd	nd	nd	nd
m&p-Xylenes	0.001	nd	nd	nd	nd	nd	nd
o-Xylene	0.001	nd	nd	nd	nd	nd	nd

LEEDER CONSULTING

(I) RESULTS

Report N°: M100746

Matrix: Water

Method: MA-15.WW.01 Volatile Organic Compounds

Sample units are expressed in mg/L

	Leeder ID	2010009511
	Client ID	Method
Analyte Name	**PQL**	Blank
Benzene	0.001	nd
Bromobenzene	0.001	nd
Bromochloromethane	0.001	nd
Bromodichloromethane	0.001	nd
Bromomethane	0.001	nd
n-Butylbenzene	0.001	nd
s-Butylbenzene	0.001	nd
t-Butylbenzene	0.001	nd
Carbon tetrachloride	0.0007	nd
Chlorobenzene	0.001	nd
Chloroethane	0.001	nd
Chloromethane	0.001	nd
2-Chlorotoluene	0.001	nd
4-Chlorotoluene	0.001	nd
Dibromochloromethane	0.001	nd
1,2-Dibromo-3-chloropropane	0.001	nd
1,2-Dibromoethane	0.001	nd
Dibromomethane	0.001	nd
1,2-Dichlorobenzene	0.001	nd
1,3-Dichlorobenzene	0.001	nd
1,4-Dichlorobenzene	0.001	nd
Dichlorodifluoromethane	0.001	nd
1,2-Dichloroethane	0.001	nd
1,1-Dichloroethane	0.001	nd

LEEDER CONSULTING

(I) RESULTS

Report N°: M100746

Matrix: Water

Method: MA-15.WW.01 Volatile Organic Compounds

Sample units are expressed in mg/L

	Leeder ID	2010009511
	Client ID	Method
Analyte Name	**PQL**	Blank
1,1-Dichloroethene	0.001	nd
cis-1,2-Dichloroethene	0.001	nd
trans-1,2-Dichloroethene	0.001	nd
Dichloromethane	0.01	nd
1,2-Dichloropropane	0.001	nd
1,3-Dichloropropane	0.001	nd
2,2-Dichloropropane	0.001	nd
1,1-Dichloropropene	0.001	nd
cis-1,3-Dichloropropene	0.001	nd
trans-1,3-Dichloropropene	0.001	nd
Ethylbenzene	0.001	nd
Hexachloro-1,3-butadiene	0.001	nd
Isopropylbenzene	0.001	nd
p-Isopropyltoluene	0.001	nd
Naphthalene	0.001	nd
Propylbenzene	0.001	nd
Styrene	0.001	nd
1,1,2,2-Tetrachloroethane	0.001	nd
Tetrachloroethene	0.001	nd
1,1,1,2-Tetrachloroethane	0.001	nd
Toluene	0.001	nd
Tribromomethane	0.001	nd
1,2,3-Trichlorobenzene	0.001	nd
1,2,4-Trichlorobenzene	0.001	nd
1,1,1-Trichloroethane	0.001	nd

LEEDER
CONSULTING

(I) RESULTS

Report N°: M100746

Matrix: Water

Method: MA-15.WW.01 Volatile Organic Compounds

Sample units are expressed in mg/L

	Leeder ID	2010009511
	Client ID	Method
Analyte Name	**PQL**	Blank
1,1,2-Trichloroethane	0.001	nd
Trichloroethene	0.001	nd
Trichlorofluoromethane	0.001	nd
Trichloromethane	0.001	nd
1,2,3-Trichloropropane	0.001	nd
1,2,4-Trimethylbenzene	0.001	nd
1,3,5-Trimethylbenzene	0.001	nd
Vinyl Chloride	0.001	nd
m&p-Xylenes	0.001	nd
o-Xylene	0.001	nd

LEEDER CONSULTING

(I) RESULTS

Report N°: M100746

Matrix: Water

Method: MA-15.WW.09 Brominated Volatile Organic Compounds

Sample units are expressed in ug/L

	Leeder ID	2010009504	2010009505	2010009506	2010009508	2010009510
	Client ID	Q5244-01	Q5244-02	Q5244-03	Q5244-05	Q5244-01
Analyte Name	**PQL**					Duplicate
Bromobenzene	0.1	nd	nd	nd	nd	nd
Bromochloromethane	0.1	nd	nd	nd	nd	nd
Bromodichloromethane	0.1	nd	nd	nd	nd	nd
Bromoethane	0.1	nd	nd	nd	nd	nd
Bromoethyne	0.1	nd	nd	nd	nd	nd
Dibromochloromethane	0.1	nd	nd	nd	nd	nd
1,2-Dibromo-3-chloropropane	0.1	nd	nd	nd	nd	nd
Dibromoethane	0.1	nd	nd	nd	nd	nd
cis-1,2-Dibromoethene	0.1	nd	nd	nd	nd	nd
trans-1,2-Dibromoethene	0.1	nd	nd	nd	nd	nd
1,2-Dibromoethene(c,t)	0.1	nd	nd	nd	nd	nd
Dibromomethane	0.1	nd	nd	nd	nd	nd
1,1,2,2-Tetrabromoethane	0.1	nd	nd	nd	nd	nd
Tetrabromoethane	0.1	nd	nd	nd	nd	nd
Tetrabromoethene	0.1	nd	nd	nd	nd	nd
Tribromoethane	0.1	nd	nd	nd	nd	nd
Tribromoethene	0.1	nd	nd	nd	nd	nd
Tribromomethane	0.1	nd	nd	nd	nd	nd
Vinyl bromide	0.1	nd	nd	nd	nd	nd

LEEDER
CONSULTING

(I) RESULTS

Report N°: M100746

Matrix: Water

Method: MA-15.WW.09 Brominated Volatile Organic Compounds

Sample units are expressed in ug/L

	Leeder ID	2010009511
	Client ID	Method
Analyte Name	**PQL**	Blank
Bromobenzene	0.1	nd
Bromochloromethane	0.1	nd
Bromodichloromethane	0.1	nd
Bromoethane	0.1	nd
Bromoethyne	0.1	nd
Dibromochloromethane	0.1	nd
1,2-Dibromo-3-chloropropane	0.1	nd
Dibromoethane	0.1	nd
cis-1,2-Dibromoethene	0.1	nd
trans-1,2-Dibromoethene	0.1	nd
1,2-Dibromoethene(c,t)	0.1	nd
Dibromomethane	0.1	nd
1,1,2,2-Tetrabromoethane	0.1	nd
Tetrabromoethane	0.1	nd
Tetrabromoethene	0.1	nd
Tribromoethane	0.1	nd
Tribromoethene	0.1	nd
Tribromomethane	0.1	nd
Vinyl bromide	0.1	nd

LEEDER CONSULTING

(I) RESULTS

Report N°: M100746

Matrix: Water

Method: VOC Surrogate Recovery

Sample units are expressed in %

	Leeder ID	2010009504	2010009505	2010009506	2010009508	2010009509	2010009510
	Client ID	Q5244-01	Q5244-02	Q5244-03	Q5244-05	Q5244-06	Q5244-01
Analyte Name	**PQL**						Duplicate
Dibromofluoromethane		90	90	98	88	81	84
12-Dichloroethane-d4		95	98	111	104	88	92
Toluene-d8		85	83	91	93	95	82
p-Bromofluorobenzene		70	62	65	71	82	66

Matrix: Water

Method: VOC Surrogate Recovery

Sample units are expressed in %

	Leeder ID	2010009511
	Client ID	Method
Analyte Name	**PQL**	Blank
Dibromofluoromethane		83
12-Dichloroethane-d4		89
Toluene-d8		91
p-Bromofluorobenzene		79

LEEDER CONSULTING

(II) QUALITY CONTROL

Report N°: M100746

Matrix: Water

Method: MA-1400.WW.01 Metals

Quality Control Results are expressed in Percent Recovery of expected result

	Leeder ID	2010009626	2010009627
	Client ID	Q5244-01	Q5244-01
Analyte Name	**PQL**	Spike	Spike Dup
Aluminium		123	126
Arsenic		116	111
Cadmium		108	106
Chromium		104	101
Copper		100	108
Iron		U	U
Lead		100	98
Manganese		U	U
Mercury		92	97
Nickel		106	104
Zinc		100	107

Matrix: Water

Method: MA-1146.WW.01 Nitrogens

Quality Control Results are expressed in Percent Recovery of expected result

	Leeder ID	2010009626	2010009627
	Client ID	Q5244-01	Q5244-01
Analyte Name	**PQL**	Spike	Spike Dup
Nitrate as N		110	102

LEEDER CONSULTING

(II) QUALITY CONTROL

Report N°: M100746

Matrix: Water

Method: MA-30.WW.01 Total Petroleum Hydrocarbons

Quality Control Results are expressed in Percent Recovery of expected result

	Leeder ID	2010009512	2010009513
	Client ID	Q5244-02	Q5244-02
Analyte Name	**PQL**	Spike	Spike Dup
Total C6-C36		90	101

Matrix: Water

Method: MA-15.WW.01 Volatile Organic Compounds

Quality Control Results are expressed in Percent Recovery of expected result

	Leeder ID	2010009886	2010009887
	Client ID	Method	Method
Analyte Name	**PQL**	Spike	Spike Dup
Benzene		88	110
Bromodichloromethane		74	75
Carbon tetrachloride		81	110
Chlorobenzene		108	121
Dibromochloromethane		65	88
1,2-Dichlorobenzene		92	103
1,3-Dichlorobenzene		113	116
1,4-Dichlorobenzene		94	110
1,2-Dichloroethane		93	125
1,1-Dichloroethane		97	77

LEEDER CONSULTING

(II) QUALITY CONTROL

Report N°: M100746

Matrix: Water

Method: MA-15.WW.01 Volatile Organic Compounds

Quality Control Results are expressed in Percent Recovery of expected result

	Leeder ID	2010009886	2010009887
	Client ID	Method	Method
Analyte Name	**PQL**	Spike	Spike Dup
1,1-Dichloroethene		91	115
trans-1,2-Dichloroethene		81	106
Dichloromethane		103	118
1,2-Dichloropropane		82	111
Ethylbenzene		98	108
1,1,2,2-Tetrachloroethane		121	128
Tetrachloroethene		66	92
Toluene		83	114
Tribromomethane		82	88
1,1,1-Trichloroethane		85	115

Matrix: Water

Method: MA-15.WW.01 Volatile Organic Compounds

Quality Control Results are expressed in Percent Recovery of expected result

	Leeder ID	2010009886	2010009887
	Client ID	Method	Method
Analyte Name	**PQL**	Spike	Spike Dup
1,1,2-Trichloroethane		91	119
Trichloroethene		91	100
Trichloromethane		96	121

LEEDER CONSULTING

(II) QUALITY CONTROL

Report N°: M100746

Matrix: Water

Method: MA-15.WW.09 Brominated Volatile Organic Compounds

Quality Control Results are expressed in Percent Recovery of expected result

	Leeder ID	2010009886	2010009887
	Client ID	Method	Method
Analyte Name	**PQL**	Spike	Spike Dup
Bromodichloromethane		74	74
Bromoethane		87	109
Dibromochloromethane		85	88
cis-1,2-Dibromoethene		74	77
trans-1,2-Dibromoethene		69	76
1,2-Dibromoethene(c,t)		71	77
Tribromoethane		73	81
Tribromoethene		79	85
Tribromomethane		81	88
Vinyl bromide		81	108

Matrix: Water

Method: VOC Surrogate Recovery

Quality Control Results are expressed in Percent Recovery of expected result

	Leeder ID	2010009886	2010009887
	Client ID	Method	Method
Analyte Name	**PQL**	Spike	Spike Dup
Dibromofluoromethane		101	113
12-Dichloroethane-d4		105	123
Toluene-d8		98	117
p-Bromofluorobenzene		109	103

QUALIFIERS / NOTES FOR REPORTED RESULTS

PQL	Practical Quantitation Limit
is	Insufficient Sample to perform this analysis.
T	Tentative identification based on computer library search of mass spectra.
ND	Not Detected – The analyte was not detected above the reported PQL.
nr	Not Requested for analysis.
R	Rejected Result – results for this analysis failed QC checks.
SQ	Semi-Quantitative result – quantitation based on a generic response factor for this class of analyte.
IM	Inappropriate method of analysis for this compound
U	Unable to provide Quality Control data – high levels of compounds in sample interfered with analysis of QC results.
UF	Unable to provide Quality Control data- Surrogates failed QCchecks due to sample matrix effects
UI	Unable to provide Quality Control data – insufficient sample to perform QC checks.
B	This analyte also detected in analysis of the Method Blank.
D	Deviation from standard method – see notes for specific explanation.
L	Analyte detected at a level above the linear response of calibration curve.
NT	No blank sorbent tubes provided for QC analysis.
C1	These compounds co-elute.
C2	These compounds co-elute.

LEEDER
CONSULTING

APPENDIX ONE.

CHAIN OF CUSTODY DOCUMENT

CHAIN OF CUSTODY RECORD/ANALYSIS REQUEST

Q 5244

Golder Associates
1 Havelock Street
West Perth, WA 6005 Australia
Telehone +61 8 9213 7600 Fax +61 8 9213 7611

Project Number: 087643011	Laboratory Name: Leeder
[redacted]	Address: Melbourne
Golder Contact: Chris Watts	Golder Email Address: cwatts @golder.com.au
Telephone/Fax: 03 9874 1988	Contact: Lyndall

Address where reports should be sent to

☐ PO Box 1914
West Perth, WA 6872
Telephone (61 8) 9213 7600
Fax (61 8) 9213 7611

☐ Other Keely Mundle kmundle
ph- 042 212 6880

Phone _____ Fax _____

Analyses Required

Sample Control Number (SCN	[redacted]	Sample Matrix (over)	Date Sampled (D/M/Y)	[redacted]	Number of Containers	QQ291221AARI Suite 3	Dissolved Metals	VOCs							RUSH	Remarks (over)
Q5244 - 01		H_2O	2/6/10		8	✓										
- 02					8	✓										
- 03					8	✓										
- 04					2		✓									- Refer to Quote for metals to analyse for and detection limits from Suite 3
- 05					8	✓										
- 06								✓								
- 07																
- 08																
- 09																
- 10																
- 11																
- 12																

Sampler's Signature: [signature]	Relinquished by: Signature [signature]	Company Golder	Date 2/6/10	Time 1500	Received by: Signature Kyra McCrory	Company Leeder Consulting
Sample Storage (°C) ICE BRICKS	Relinquished by: Signature	Company	Date	Time	Received by: Signature	Company
Comments: QQ291221AARI Refer to Suite 3 dissolved metals for Q5244-04	Method of Shipment: AIR	Waybill No:	Received for Lab by:		Date 3/6/10	Time 11:15
	Shipped by: Aus Air Express	Shipment Condition: Seal intact:	Temp (°C)	Cooler opened by:	Date	Time

WHITE: Golder Copy YELLOW: Lab Copy PINK: Lab Returns with Final Report

APPENDIX B

Field Sheets

Groundwater Development and Purging/Sampling Data Sheet

Golder Associates

☐ Development
☑ Purge/Sample

WELL NO.: MW21
LOCATION: Bellevue
WEATHER: Fine
TEMPERATURE: 22°

JOB NO.: 087643011
COMPLETED BY: CB/CW
DATE: 31/05/10
TIME: 1505

MONITORING WELL INFORMATION

Depth to Water Below Top of Casing: A 10.735 (metres) → water rose 20cm with the pump in
Depth to Bottom of Well Below Top of Casing: B ______ (metres)
Diameter Standpipe: C ______ (mm)

One well volume:
(B-A)*2.0 = ____ litres -for a 51 mm (2.0 inch) diameter well
(B-A)*1.1 = ____ litres -for a 38 mm (1.5 inch) diameter well

EQUIPMENT LIST

90 FLMV - U5439.

pH and Temp. Meter: Model ______ Serial No. ______ Calibration Buffers: ☑4 ☑7 ☐10
Conductivity Meter: Model ______ Serial No. ______ Calibration Solutions: 2.76 and ______
Dissolved Oxygen Meter: Model ______ Serial No. ______
Eh Meter: Model ______ Serial No. ______ Type ______

Pump: ☐ none ☐ Waterra ☐ Peristaltic ☑ Submersible
Bailer: ☑ none ☐ Stainless Steel ☐ Teflon ☐ PVC
Filter: ☑ Yes ☐ No

WELL DEVELOPMENT\PURGING

Purge volume: Well vol X ______ = ______ litres Method: ______
Flow Rate: 40ml /min Volume ______ Start: ______ Finish: ______

TIME	VOLUME REMOVED (L)	Eh (mV)	TEMP (°C)	pH (UNITS)	COND. (uS/cm)	DIS.O_2 (mg/L) or %	REMARKS
1523		-45	21.0	6.31	1779	1.74	DD water @ 10.65m.
1528		-43	21.0	6.29	1849	1.37	10.65m @ 1518
1533		-46	21.0	6.30	1885	1.03	DD meter retains water
1538		-47	21.0	6.31	1900	1.04	so will dip at intervals.
1543		-46	21.0	6.31	1908	0.84	Meter @ 10.80 @ 1523
1548		-48	21.0	6.31	1923	0.69	WL @ 11m @ 1534.
1553		-48	21.0	6.32	1935	0.71	WL@ 11.12 @ 1542
							WL@ 11.23 @ 1549
							WL@ 11.35 @ 1554.
							WL@ 11.52 @ 1605

Top of Pump 12.38

Comments:
Odour: ☐ no ☑ yes if yes strong HC. Sheen ☐ no ☑ yes if yes ______
Turbidity Start: Clear |||||||||||X||||||||||||||||||||| Grey. Very Silty - Some large floating matter
Turbidity End: Clear ||||X||||||||||||||||||||||||||| Very Silty
Other: CRM-1 1D-4 PSI-30
Q5241-06.

BOTTLE	Type		Size: 40mL	100mL	250mL	500mL	1L	2L	4L	Filtered		Preservatives
1	☐ Plastic	☑ Glass	3							☐ Yes	☑ No	–
2	☐ Plastic	☑ Glass				2				☐ Yes	☑ No	–
3	☑ Plastic	☐ Glass		1						☑ Yes	☐ No	HNO_3
4	☐ Plastic	☐ Glass								☐ Yes	☐ No	
5	☐ Plastic	☐ Glass								☐ Yes	☐ No	
6	☐ Plastic	☐ Glass								☐ Yes	☐ No	
7	☐ Plastic	☐ Glass								☐ Yes	☐ No	
8	☐ Plastic	☐ Glass								☐ Yes	☐ No	

69,35

Groundwater Development and Purging/Sampling Data Sheet

Golder Associates

☐ Development
☑ Purge/Sample

WELL NO.: MWJ22
LOCATION: Bellevue
WEATHER: Sunny
TEMPERATURE: 20

JOB NO.: 087643011
COMPLETED BY: CW/CR
DATE: 1/6/10
TIME: 1000

MONITORING WELL INFORMATION

Depth to Water Below Top of Casing: A 11.485 (metres)
Depth to Bottom of Well Below Top of Casing: B ____ (metres)
Diameter Standpipe: C ____ (mm)

One well volume:
(B-A)*2.0 = ____ litres -for a 51 mm (2.0 inch) diameter well
(B-A)*1.1 = ____ litres -for a 38 mm (1.5 inch) diameter well

EQUIPMENT LIST

90 FLMV - U5439.

pH and Temp. Meter: Model ____ Serial No. ____
Conductivity Meter: Model ____ Serial No. ____
Dissolved Oxygen Meter: Model ____ Serial No. ____
Eh Meter: Model ____ Serial No. ____

Calibration Buffers: ☑ 4 ☑ 7 ☐ 10
Calibration Solutions: 2.76 and ____
Type ____

Pump: ☐ none ☐ Waterra ☐ Peristaltic ☑ Submersible
Bailer: ☑ none ☐ Stainless Steel ☐ Teflon ☐ PVC
Filter: ☑ Yes ☐ No

WELL DEVELOPMENT\PURGING

Purge volume: Well vol X ____ = ____ litres   Method: ____
Flow Rate: 65ml /min   Volume ____   Start: 1000   Finish: ____

TIME	VOLUME REMOVED (L)	Eh (mV)	TEMP (°C)	pH (UNITS)	COND. (uS/cm)	DIS.O_2 (mg/L) or %	REMARKS
1015		-82	17.1	6.73	1277	3.92	DD set at 11.55 at 1006
1020		-90	17.6	6.80	1906	2.49	DD to 11.55 at 1013, reset at 11.65
1025		-92	17.7	6.82	2197	2.17	DD to 11.65 at 1018 reset at 11.75
1030		-92	17.8	6.85	2280	1.41	DD to 11.75 - reset at 11.80
1035		-99	18.0	6.85	2.31	1.17	
1040		-105	18.1	6.86	2.33	0.90	
1045		-108	18.1	6.87	2.32	0.84	
1050		-107	18.2	6.87	2.32	0.72	
1055		-111	18.3	6.88	2.30	0.73	

...ments:

Odour: ☐ no ☑ yes if yes Chemical   Sheen ☑ no ☐ yes if yes ____
Turbidity Start: Clear | | | | | | | | | X | | | ... light brown Very Silty — some fine black particles
Turbidity End: Clear | | | | X | | | ... Very Silty
Other: Q5243-03 (primary)   Q5243-04 (Duplicate).
CPM-1, ID-6, PSI-30

BOTTLE	Type		Size: 40mL	100mL	250mL	500mL	1L	2L	4L	Filtered		Preservatives
1 (1x Prim)	☐ Plastic	☑ Glass	3							☐ Yes	☑ No	
2	☐ Plastic	☑ Glass				2				☐ Yes	☑ No	
3 (1x Dup)	☑ Plastic	☐ Glass		1						☑ Yes	☐ No	HNO_3
4	☐ Plastic	☐ Glass								☐ Yes	☐ No	
5	☐ Plastic	☐ Glass								☐ Yes	☐ No	
6	☐ Plastic	☐ Glass								☐ Yes	☐ No	
7	☐ Plastic	☐ Glass								☐ Yes	☐ No	
8	☐ Plastic	☐ Glass								☐ Yes	☐ No	

79, 3, 40

Golder Associates

Groundwater Development and Purging/Sampling Data Sheet

☐ Development
☑ Purge/Sample

WELL NO.: ~~MW82~~ MW23
LOCATION: Bellevue
WEATHER: Fine
TEMPERATURE: 22°.

JOB NO.: 087643011
COMPLETED BY: CB/CW.
DATE: 31/05/2010
TIME: 1230

MONITORING WELL INFORMATION

Depth to Water Below Top of Casing: A 12.17 (metres)
Depth to Bottom of Well Below Top of Casing: B _____ (metres)
Diameter Standpipe: C _____ (mm)

One well volume:
(B-A)*2.0 = ____ litres -for a 51 mm (2.0 inch) diameter well
(B-A)*1.1 = ____ litres -for a 38 mm (1.5 inch) diameter well

EQUIPMENT LIST 90 FLMV - U5439.

pH and Temp. Meter: Model _____ Serial No. _____ Calibration Buffers: ☑ 4 ☑ 7 ☐ 10
Conductivity Meter: Model _____ Serial No. _____ Calibration Solutions: 2.76 and _____
Dissolved Oxygen Meter: Model _____ Serial No. _____
Eh Meter: Model _____ Serial No. _____ Type _____

Pump: ☐ none ☐ Waterra ☐ Peristaltic ☑ Submersible
Bailer: ☑ none ☐ Stainless Steel ☐ Teflon ☐ PVC
Filter: ☑ Yes ☐ No

WELL DEVELOPMENT\PURGING

Purge volume: Well vol X _____ = _____ litres Method: _____
Flow Rate: 110 ml L/min Volume _____ Start: 1305 Finish: _____

TIME	VOLUME REMOVED (L)	Eh (mV)	TEMP (°C)	pH (UNITS)	COND. (uS/cm)	DIS.O_2 (mg/L) or %	REMARKS
1320		-55	23.4	6.64	894.	2.09.	DD set @ 12.28m.
1325		-61	23.1	6.61	923	1.79.	
1330		-76	22.8	6.59	977	1.37	
1335		-98.	22.5	6.65	1053	1.05	
1340		-104.	22.7	6.71	1103	0.95	
1345		-100	22.7	6.72	1117	0.90	
1350.		-111	22.7	6.74	1129	0.78	
1355		-112	22.8	6.75	1142	0.71	
1400		-113	22.8	6.76	1149	0.74.	

Comments:

Odour: ☐ no ☑ yes if yes slight Hearton. Sheen ☑ no ☐ yes if yes _____
Turbidity Start: Clear |||||||||||||||||||||||||X||||| Very Silty (light grey).
Turbidity End: Clear ||||||||||||||||||||||||||||||||| Very Silty
Other: Q5241-05
CPM-2 ID-45 PSI-28.

BOTTLE	Type		Size: 40mL	100mL	250mL	500mL	1L	2L	4L	Filtered		Preservatives
1	☐ Plastic	☑ Glass	3							☐ Yes	☑ No	-
2	☐ Plastic	☑ Glass				2				☐ Yes	☑ No	-
3	☑ Plastic	☐ Glass		1						☑ Yes	☐ No	+HNO_3
4	☐ Plastic	☐ Glass								☐ Yes	☐ No	
5	☐ Plastic	☐ Glass								☐ Yes	☐ No	
6	☐ Plastic	☐ Glass								☐ Yes	☐ No	
7	☐ Plastic	☐ Glass								☐ Yes	☐ No	
8	☐ Plastic	☐ Glass								☐ Yes	☐ No	

13, 3, 46

Golder Associates

Groundwater Development and Purging/Sampling Data Sheet

☐ Development
☑ Purge/Sample

WELL NO.: MW 25
LOCATION: Bellevue
WEATHER: Fine cold
TEMPERATURE: 15°.

JOB NO.: 087643011
COMPLETED BY: CB/CW
DATE: 1/6/10
TIME: 0820.

MONITORING WELL INFORMATION

Depth to Water Below Top of Casing: A 10.76 (metres)
Depth to Bottom of Well Below Top of Casing: B _____ (metres)
Diameter Standpipe: C _____ (mm)

One well volume:
(B-A)*2.0 = ____ litres -for a 51 mm (2.0 inch) diameter well
(B-A)*1.1 = ____ litres -for a 38 mm (1.5 inch) diameter well

EQUIPMENT LIST

90 FLMV - U5939.

pH and Temp. Meter: Model _____ Serial No. _____
Conductivity Meter: Model _____ Serial No. _____
Dissolved Oxygen Meter: Model _____ Serial No. _____
Eh Meter: Model _____ Serial No. _____

Calibration Buffers: ☑ 4 ☑ 7 ☐ 10
Calibration Solutions: 2.76 and _____

Type _____

Pump: ☐ none ☐ Waterra ☐ Peristaltic ☑ Submersible
Bailer: ☑ none ☐ Stainless Steel ☐ Teflon ☐ PVC
Filter: ☑ Yes ☐ No

WELL DEVELOPMENT\PURGING

Purge volume: Well vol X _____ = _____ litres
Flow Rate: 240 ml/min Volume _____
Method: _____
Start: _____ Finish: _____

TIME	VOLUME REMOVED (L)	Eh (mV)	TEMP (°C)	pH (UNITS)	COND. (uS/cm)	DIS.O_2 (mg/L) or %	REMARKS
0817		91	17.9	5.64	796	4.56	DO meter set @ 10.85am
0824		105	18.9	5.56	824	2.63	Measured PSI and ID.
0834		121	19.7	5.46	835	1.37	
0842		129	20.1	5.47	851	1.09	
0847		137	20.2	5.48	870	0.62	
0902		145	20.4	5.55	883	0.42	
0907		148	20.4	5.58	881	0.40	
0912		151	20.5	5.63	884	0.39	

Comments:

Odour: ☐ no ☑ yes if yes slight chemical. Sheen ☑ no ☐ yes if yes _____

Turbidity Start: Clear |||||||||||||||||X||||||||||X|| Very Silty
Turbidity End: Clear |||||X|||||||||||||||||||||||| Very Silty

Other: CoC - Q5243-01
CPM 3, IP-76, PSI 42

BOTTLE	Type		Size: 40mL	100mL	250mL	500mL	1L	2L	4L	Filtered		Preservatives
1	☐ Plastic	☑ Glass				2				☐ Yes	☑ No	–
2	☐ Plastic	☑ Glass	3							☐ Yes	☑ No	–
3	☑ Plastic	☐ Glass		1						☑ Yes	☐ No	HNO3.
4	☐ Plastic	☐ Glass								☐ Yes	☐ No	
5	☐ Plastic	☐ Glass								☐ Yes	☐ No	
6	☐ Plastic	☐ Glass								☐ Yes	☐ No	
7	☐ Plastic	☐ Glass								☐ Yes	☐ No	
8	☐ Plastic	☐ Glass								☐ Yes	☐ No	

Golder Associates

Groundwater Development and Purging/Sampling Data Sheet

☐ Development
☑ Purge/Sample

WELL NO.: MW36
LOCATION: Bellevue
WEATHER: Sunny
TEMPERATURE: 18

JOB NO.: 087643011
COMPLETED BY: CW
DATE: 2/6/10
TIME: 1005

MONITORING WELL INFORMATION

Depth to Water Below Top of Casing: A 3.05 (metres)
Depth to Bottom of Well Below Top of Casing: B ______ (metres)
Diameter Standpipe: C ______ (mm)

One well volume:
(B-A)*2.0 = ____ litres -for a 51 mm (2.0 inch) diameter well
(B-A)*1.1 = ____ litres -for a 38 mm (1.5 inch) diameter well

EQUIPMENT LIST 90 FLMV - U5439

pH and Temp. Meter: Model ______ Serial No. ______ Calibration Buffers: ☑4 ☑7 ☐10
Conductivity Meter: Model ______ Serial No. ______ Calibration Solutions: 2.76 and ______
Dissolved Oxygen Meter: Model ______ Serial No. ______
Eh Meter: Model ______ Serial No. ______ Type ______

Pump: ☐ none ☐ Waterra ☑ Peristaltic ☐ Submersible
Bailer: ☑ none ☐ Stainless Steel ☐ Teflon ☐ PVC
Filter: ☑ Yes ☐ No

WELL DEVELOPMENT\PURGING

Purge volume: Well vol X ______ = ______ litres Method: ______
Flow Rate: 250 mL/min Volume ______ Start: ~~1010~~ 1016 Finish: 1110

TIME	VOLUME REMOVED (L)	Eh (mV)	TEMP (°C)	pH (UNITS)	COND. (uS/cm)	DIS.O_2 (mg/L) or %	REMARKS
1018		-16	18.2	6.11	1927	4.15	DD std at 3.10
1023		-10	18.9	6.03	1961	1.92	
1028		-6	19.2	5.94	1975	0.98	
1033		-5	19.2	5.95	1968	0.66	
1038		-2	19.5	5.97	1969	0.39	
1043		-2	19.4	5.97	1967	0.32	
1048		-2	19.6	5.97	1969	0.28	
1053		-3	19.5	5.98	1970	0.29	

Comments:

Odour: ☑ no ☐ yes if yes ______ Sheen ☑ no ☐ yes if yes ______
Turbidity Start: Clear | | | | | X | | X | | | | | | | | | | | | | | | | | | | | Very Silty
Turbidity End: Clear | | | | X | | | | | | | | | | | | | | | | | | | | | | | | Very Silty
Other: QS244-02

BOTTLE	Type		Size	Filtered		Preservatives
1	☐ Plastic	☑ Glass	40mL: 3	☐ Yes	☑ No	
2	☐ Plastic	☑ Glass	500mL: 2	☐ Yes	☑ No	
3	☑ Plastic	☐ Glass	100mL: 1	☐ Yes	☑ No	
4	☑ Plastic	☐ Glass	100mL: 1	☑ Yes	☐ No	HNO_3
5	☑ Plastic	☐ Glass	100mL: 1	☑ Yes	☐ No	HCl
6	☐ Plastic	☐ Glass		☐ Yes	☐ No	
7	☐ Plastic	☐ Glass		☐ Yes	☐ No	
8	☐ Plastic	☐ Glass		☐ Yes	☐ No	

(Bottles 1–5 bracketed: Suite 3)

Change tubing as crack in HDPE at place of bend.

101 . 35 psi

Golder Associates

Groundwater Development and Purging/Sampling Data Sheet

☐ Development
☑ Purge/Sample

WELL NO.: MW42
LOCATION: Bellevue
WEATHER: Sunny
TEMPERATURE: 11

JOB NO.: 0876433011
COMPLETED BY: CW/CB
DATE: 31/5/10
TIME: 810

MONITORING WELL INFORMATION

Depth to Water Below Top of Casing: A 10.05 (metres)
Depth to Bottom of Well Below Top of Casing: B ____ (metres)
Diameter Standpipe: C ____ (mm)

One well volume:
(B-A)*2.0 = ____ litres -for a 51 mm (2.0 inch) diameter well
(B-A)*1.1 = ____ litres -for a 38 mm (1.5 inch) diameter well

EQUIPMENT LIST

90 FLMV - U 5439

pH and Temp. Meter: Model ____ Serial No. ____ Calibration Buffers: ☑ 4 ☑ 7 ☐ 10
Conductivity Meter: Model ____ Serial No. ____ Calibration Solutions: 2.76 and ____
Dissolved Oxygen Meter: Model ____ Serial No. ____
Eh Meter: Model ____ Serial No. ____ Type ____

Pump: ☐ none ☐ Waterra ☐ Peristaltic ☑ Submersible
Bailer: ☑ none ☐ Stainless Steel ☐ Teflon ☐ PVC
Filter: ☐ Yes ☑ No

WELL DEVELOPMENT\PURGING

Purge volume: Well vol X ____ = ____ litres Method: ____
Flow Rate: 180 ml L/min Volume ____ Start: ____ Finish: ____

TIME	VOLUME REMOVED (L)	Eh (mV)	TEMP (°C)	pH (UNITS)	COND. (uS/cm)	DIS.O_2 (mg/L) or %	REMARKS
830		149	17.7	5.79	823	4.53	DO not cal 10.2
835		141	18.7	5.76	874	3.5	DO meter read 10.2, reset
840		130	19.4	5.78	876	2.65	to 10.3
845		138	19.6	5.77	879	2.43	
850		139	19.8	5.76	881	2.05	
855		141	19.7	5.74	887	2.15	
900		140	19.8	5.75	881	1.99	
905		139	19.9	5.75	885	1.79	
910		140	20.1	5.76	886	1.77	

ments:

Odour: ☐ no ☑ yes if yes sweet/chlorine Sheen ☑ no ☐ yes if yes ____
Turbidity Start: Clear |||||X||||||||||||||||| Very Silty
Turbidity End: Clear ||||||||||||||||||||||||| Very Silty
Other: QS241-01 (primary) QS241-02 (D-P) QS242-01 (ALS trip)
CPM-3 ID-71 PS1-38.

BOTTLE	Type		Size: 40mL	100mL	250mL	500mL	1L	2L	4L	Filtered		Preservatives
Primary Duplicate 1	☐ Plastic	☑ Glass	3							☐ Yes	☑ No	–
Primary Duplicate 2	☐ Plastic	☑ Glass				2				☐ Yes	☑ No	–
3	☐ Plastic	☐ Glass								☐ Yes	☐ No	
4	☐ Plastic	☑ Glass				2				☐ Yes	☑ No	–
ALS triplicate 5	☐ Plastic	☑ Glass	2							☐ Yes	☑ No	HCL.
ALS triplicate 6	☐ Plastic	☑ Glass	2							☐ Yes	☑ No	–
ALS triplicate 7	☑ Plastic	☐ Glass			1					☐ Yes	☑ No	–
ALS triplicate 8	☑ Plastic	☐ Glass		1						☐ Yes	☑ No	H_2SO_4

Golder Associates

Groundwater Development and Purging/Sampling Data Sheet

☐ Development
☑ Purge/Sample

WELL NO.: MWG45
LOCATION: Bellevue
WEATHER: Fine
TEMPERATURE: 23°

JOB NO.: 087643011
COMPLETED BY: CB/CW
DATE: 24/05/2010
TIME: 10:00

MONITORING WELL INFORMATION

Depth to Water Below Top of Casing: A 7.46 (0910) (metres)
Depth to Bottom of Well Below Top of Casing: B ____ (metres)
Diameter Standpipe: C ____ (mm)

One well volume:
(B-A)*2.0 = ____ litres -for a 51 mm (2.0 inch) diameter well
(B-A)*1.1 = ____ litres -for a 38 mm (1.5 inch) diameter well

EQUIPMENT LIST

90 FLMV - U5439

pH and Temp. Meter: Model ____ Serial No. ____ Calibration Buffers: ☑ 4 ☑ 7 ☐ 10
Conductivity Meter: Model ____ Serial No. ____ Calibration Solutions: 2.76 and ____
Dissolved Oxygen Meter: Model ____ Serial No. ____
Eh Meter: Model ____ Serial No. ____ Type ____

Pump: ☐ none ☐ Waterra ☐ Peristaltic ☑ Submersible
Bailer: ☑ none ☐ Stainless Steel ☐ Teflon ☐ PVC
Filter: ☑ Yes ☑ No

WELL DEVELOPMENT\PURGING

Purge volume: Well vol X ____ = ____ litres Method: ____
Flow Rate: 0.22 L/min Volume 7L Start: ____ Finish: ____

TIME	VOLUME REMOVED (L)	Eh (mV)	TEMP (°C)	pH (UNITS)	COND. (mS/cm)	DIS.O_2 (mg/L) or %	REMARKS
1018		5	22.4	6.06	3.81	2.17	DD Set at 7.55m.
1024		-33	21.8	6.05	3.82	1.34	
1029		-54	21.6	6.07	3.84	0.92	
1034		-84	21.6	6.11	3.73	0.69	
1039		-103	21.6	6.16	3.55	0.46	
1044		-103	21.6	6.15	3.53	0.37	
1049		-96	21.6	6.15	3.52	0.34	
1052	7L	-89	21.6	6.15	3.53	0.31	

Comments:

Odour: ☐ no ☑ yes if yes Slight Sulfur. Sheen ☑ no ☐ yes if yes ____
Turbidity Start: Clear (marked near Very Silty end) Very Silty
Turbidity End: Clear (marked near Clear end) Very Silty
Other: CPM 4 103 Cycles per minute = 4
P31 - 45 Q5237-01

BOTTLE	Type		40mL	100mL	250mL	500mL	1L	2L	4L	Filtered		Preservatives
1	☐ Plastic	☑ Glass				2				☐ Yes	☑ No	–
2	☐ Plastic	☑ Glass	3							☐ Yes	☑ No	–
3	☑ Plastic	☐ Glass		1						☑ Yes	☒ No	HNO_3
4	☐ Plastic	☐ Glass								☐ Yes	☐ No	
5	☐ Plastic	☐ Glass								☐ Yes	☐ No	
6	☐ Plastic	☐ Glass								☐ Yes	☐ No	
7	☐ Plastic	☐ Glass								☐ Yes	☐ No	
8	☐ Plastic	☐ Glass								☐ Yes	☐ No	

Golder Associates

Groundwater Development and Purging/Sampling Data Sheet

☐ Development
☑ Purge/Sample

WELL NO.: MWG46
LOCATION: Bellevue
WEATHER: Fine
TEMPERATURE: 23°

JOB NO.: 087643011
COMPLETED BY: CB/CW
DATE: 24/05/2010
TIME: 1153.

MONITORING WELL INFORMATION

Depth to Water Below Top of Casing: A 7.45 (1140) (metres)
Depth to Bottom of Well Below Top of Casing: B _____ (metres)
Diameter Standpipe: C _____ (mm)

One well volume:
(B-A)*2.0 = ____ litres -for a 51 mm (2.0 inch) diameter well
(B-A)*1.1 = ____ litres -for a 38 mm (1.5 inch) diameter well

EQUIPMENT LIST

90 FLMV - U5439

pH and Temp. Meter: Model _____ Serial No. _____ Calibration Buffers: ☑ 4 ☑ 7 ☐ 10
Conductivity Meter: Model _____ Serial No. _____ Calibration Solutions: 2.76 and _____
Dissolved Oxygen Meter: Model _____ Serial No. _____
Eh Meter: Model _____ Serial No. _____ Type _____

Pump: ☐ none ☐ Waterra ☐ Peristaltic ☑ Submersible
Bailer: ☑ none ☐ Stainless Steel ☐ Teflon ☐ PVC
Filter: ☑ Yes ☑ No

WELL DEVELOPMENT\PURGING

Purge volume: Well vol X _____ = _____ litres Method: _____
Flow Rate: 0.180 L/min Volume 10 Start: _____ Finish: _____

TIME	VOLUME REMOVED (L)	Eh (mV)	TEMP (°C)	pH (UNITS)	COND. (uS/cm)	DIS.O_2 (mg/L) or %	REMARKS
1158		-20	20.3	8.66	934	4.33	Drawdown set out 7.55m.
1203.		32	20.6	7.39.	489	2.54.	
1208		66	21.0	6.57	425	1.18	
1213		70	21.0	6.34.	411	0.33	
1218		71	21.1	6.27	408	0.68.	
1222		73	21.1	6.24	408	0.58.	
1227	10	75	21.1	6.22	407	0.50.	

Comments:

Odour: ☑ no ☐ yes if yes _____ Sheen ☑ no ☐ yes if yes _____

Turbidity Start: Clear |||||(1)||||||||||||||||||| Very Silty
Turbidity End: Clear (1)||||||||||||||||||||||||| Very Silty

Other: CPM - 3 ID-74 PS1 - 30
Q5237 - 02, potential obstruction in well @ approx 8.7m.

BOTTLE	Type		Size: 40mL	100mL	250mL	500mL	1L	2L	4L	Filtered		Preservatives
1	☐ Plastic	☑ Glass				2				☐ Yes	☑ No	—
2	☐ Plastic	☑ Glass	3							☐ Yes	☑ No	—
3	☑ Plastic	☐ Glass		1						☑ Yes	☐ No	HNO_3
4	☐ Plastic	☐ Glass								☐ Yes	☐ No	
5	☐ Plastic	☐ Glass								☐ Yes	☐ No	
6	☐ Plastic	☐ Glass								☐ Yes	☐ No	
7	☐ Plastic	☐ Glass								☐ Yes	☐ No	
8	☐ Plastic	☐ Glass								☐ Yes	☐ No	

Golder Associates

Groundwater Development and Purging/Sampling Data Sheet

☐ Development
☑ Purge/Sample

WELL NO.: MW447
LOCATION: Bellevue
WEATHER: FINE
TEMPERATURE: 15°C

JOB NO.: 0876643011
COMPLETED BY: DL - CW
DATE: 25/05/10
TIME: 9.00

MONITORING WELL INFORMATION

Depth to Water Below Top of Casing: A 12.49 (metres)
Depth to Bottom of Well Below Top of Casing: B _____ (metres)
Diameter Standpipe: C 50mm (mm)

One well volume:
(B-A)*2.0 = ____ litres -for a 51 mm (2.0 inch) diameter well
(B-A)*1.1 = ____ litres -for a 38 mm (1.5 inch) diameter well

EQUIPMENT LIST 90 FLMV - U 5439

pH and Temp. Meter: Model _____ Serial No. _____ Calibration Buffers: ☑ 4 ☑ 7 ☐ 10
Conductivity Meter: Model _____ Serial No. _____ Calibration Solutions: 2.76 and _____
Dissolved Oxygen Meter: Model _____ Serial No. _____
Eh Meter: Model _____ Serial No. _____ Type _____

Pump: ☐ none ☐ Waterra ☐ Peristaltic ☑ Submersible
Bailer: ☑ none ☐ Stainless Steel ☐ Teflon ☐ PVC
Filter: ☐ Yes ☑ No

WELL DEVELOPMENT\PURGING

Purge volume: Well vol X _____ = _____ litres Method: _____
Flow Rate: 0.2 L/min Volume _____ Start: _____ Finish: _____

TIME	VOLUME REMOVED (L)	Eh (mV)	TEMP (°C)	pH (UNITS)	COND. (uS/cm)	DIS.O_2 (mg/L) or %	REMARKS
9.30		-11	17.8	5.94	1815	6.87	DO set at 12.60
9.35		-7	19.2	5.94	1985	4.23	DO at 12.54
9.40		-3	19.8	5.96	1990	3.18	
9.45		-1	20.1	5.94	1989	3.00	
9.50		1	20.2	5.99	1990	2.84	
9.55		2	20.3	6.01	1987	2.80	
10:00		1	20.4°c	6.05	1986	2.84	

ments:

Odour: ☐ no ☑ yes if yes slight sulphur Sheen ☑ no ☐ yes if yes _____
Turbidity Start: Clear |||||||||||X||||||||||||||||| Very Silty
Turbidity End: Clear |||X||||||||||||||||||||||||| Very Silty
Other: CoC. QS238-01
CPM-4, ID 103 PSI-50

BOTTLE	Type		Size: 40mL	100mL	250mL	500mL	1L	2L	4L	Filtered		Preservatives
1	☐ Plastic	☑ Glass	3							☐ Yes	☑ No	NONE
2	☐ Plastic	☑ Glass				2				☐ Yes	☑ No	NONE
3	☐ Plastic	☑ Glass								☐ Yes	☐ No	
4	☐ Plastic	☐ Glass								☐ Yes	☐ No	
5	☐ Plastic	☐ Glass								☐ Yes	☐ No	
6	☐ Plastic	☐ Glass								☐ Yes	☐ No	
7	☐ Plastic	☐ Glass								☐ Yes	☐ No	
8	☐ Plastic	☐ Glass								☐ Yes	☐ No	

Golder Associates

Groundwater Development and Purging/Sampling Data Sheet

☐ Development
☑ Purge/Sample

WELL NO.: MWG 48
LOCATION: Bellevue
WEATHER: Overcast
TEMPERATURE: 20°C

JOB NO.: 087643011
COMPLETED BY: DL-CW
DATE: 25/05/10
TIME: 11.00

MONITORING WELL INFORMATION

Depth to Water Below Top of Casing: A 12.56 (metres)
Depth to Bottom of Well Below Top of Casing: B ____ (metres)
Diameter Standpipe: C ____ (mm)

One well volume:
(B-A)*2.0 = ____ litres -for a 51 mm (2.0 inch) diameter well
(B-A)*1.1 = ____ litres -for a 38 mm (1.5 inch) diameter well

EQUIPMENT LIST 90 FLMV - U 5439

pH and Temp. Meter: Model ____ Serial No. ____ Calibration Buffers: ☑4 ☑7 ☐10
Conductivity Meter: Model ____ Serial No. ____ Calibration Solutions: 2.76 and ____
Dissolved Oxygen Meter: Model ____ Serial No. ____
Eh Meter: Model ____ Serial No. ____ Type ____

Pump: ☐ none ☐ Waterra ☐ Peristaltic ☑ Submersible
Bailer: ☑ none ☐ Stainless Steel ☐ Teflon ☐ PVC
Filter: ☐ Yes ☑ No

WELL DEVELOPMENT\PURGING

Purge volume: Well vol X ____ = ____ litres Method: ____
Flow Rate: 0.26 L/min Volume ____ Start: ____ Finish: ____

TIME	VOLUME REMOVED (L)	Eh (mV)	TEMP (°C)	pH (UNITS)	COND. (uS/cm)	DIS.O_2 (mg/L) or %	REMARKS
11.20		103	19.6	5.99	1128	4.01	DD set at 12.66m
11.25		137	20.3	5.81	1074	1.91	
11.30		150	20.5	5.79	1096	1.00	
11:35		156	20.6	5.81	1114	0.69	
11:40		160	20.7	5.82	1124	0.52	
11.45		165	20.7	5.83	1145	0.44	
11.50		166	20.7	5.83	1152	0.40	

Comments:

Odour: ☑ no ☐ yes if yes ____ Sheen ☑ no ☐ yes if yes ____
Turbidity Start: Clear | | | | X | | | ... Very Silty
Turbidity End: Clear | | | X | | | ... Very Silty
Other: QS233-03
CPM4, ID 103, PSI 45

BOTTLE	Type		Size: 40mL	100mL	250mL	500mL	1L	2L	4L	Filtered		Preservatives
1	☐ Plastic	☑ Glass	3							☐ Yes	☑ No	NONE
2	☐ Plastic	☑ Glass				2				☐ Yes	☑ No	NONE
3	☐ Plastic	☐ Glass								☐ Yes	☐ No	
4	☐ Plastic	☐ Glass								☐ Yes	☐ No	
5	☐ Plastic	☐ Glass								☐ Yes	☐ No	
6	☐ Plastic	☐ Glass								☐ Yes	☐ No	
7	☐ Plastic	☐ Glass								☐ Yes	☐ No	
8	☐ Plastic	☐ Glass								☐ Yes	☐ No	

Golder Associates

Groundwater Development and Purging/Sampling Data Sheet

☐ Development
☑ Purge/Sample

WELL NO.: MWG 49
LOCATION: Bellevue
WEATHER: Overcast
TEMPERATURE: 21°C

JOB NO.: 087643011
COMPLETED BY: DL - CW
DATE: 25/03/10
TIME: 12:15

MONITORING WELL INFORMATION

Depth to Water Below Top of Casing: 12.20 (Hit roots) A 12.64 (metres)
Depth to Bottom of Well Below Top of Casing: B _____ (metres)
Diameter Standpipe: C _____ (mm)

One well volume:
(B-A)*2.0 = ____ litres -for a 51 mm (2.0 inch) diameter well
(B-A)*1.1 = ____ litres -for a 38 mm (1.5 inch) diameter well

EQUIPMENT LIST

90 FLMV - U 5439

pH and Temp. Meter: Model _____ Serial No. _____ Calibration Buffers: ☑ 4 ☑ 7 ☐ 10
Conductivity Meter: Model _____ Serial No. _____ Calibration Solutions: 2.76 and _____
Dissolved Oxygen Meter: Model _____ Serial No. _____
Eh Meter: Model _____ Serial No. _____ Type _____

Pump: ☐ none ☐ Waterra ☐ Peristaltic ☑ Submersible
Bailer: ☑ none ☐ Stainless Steel ☐ Teflon ☐ PVC
Filter: ☐ Yes ☑ No

WELL DEVELOPMENT\PURGING

Purge volume: Well vol X _____ = _____ litres Method: _____
Flow Rate: 0.014 L/min Volume _____ Start: _____ Finish: _____

TIME	VOLUME REMOVED (L)	Eh (mV)	TEMP (°C)	pH (UNITS)	COND. (uS/cm)	DIS.O_2 (mg/L) or %	REMARKS
1:15		132	18.9	5.83	1167	7.01	DO set at 12.70
1.20		136	18.8	4.56	1215	4.49	
1.25		140	19.7°	5.75	1189	2.51	
1.30		139	19.8°	5.74	1183	2.32	
1.35		140	19.9	5.71	1181	1.64	
1.40		140	20.0°	5.71	1181	1.44	
1.45		139	20.0°	5.70	1180	1.19	

...ments:

Odour: ☐ no ☑ yes if yes slight, Organic Sheen ☑ no ☐ yes if yes _____
Turbidity Start: Clear |||||||||||||||||||||||||||| X Very Silty
Turbidity End: Clear |||||||| X |||||||||||||||||||||||| Very Silty
Other: QS238-04
~~[illegible]~~ CPM2, ID45, PSI 40

BOTTLE	Type		Size: 40mL	100mL	250mL	500mL	1L	2L	4L	Filtered		Preservatives
1	☐ Plastic	☑ Glass	3							☐ Yes	☑ No	NONE
2	☐ Plastic	☑ Glass					2			☐ Yes	☑ No	NONE
3	☐ Plastic	☐ Glass								☐ Yes	☐ No	
4	☐ Plastic	☐ Glass								☐ Yes	☐ No	
5	☐ Plastic	☐ Glass								☐ Yes	☐ No	
6	☐ Plastic	☐ Glass								☐ Yes	☐ No	
7	☐ Plastic	☐ Glass								☐ Yes	☐ No	
8	☐ Plastic	☐ Glass								☐ Yes	☐ No	

Tree roots encountered at 12m, water quality very low, very silty, Low flow technique applied.

Golder Associates

Groundwater Development and Purging/Sampling Data Sheet

☐ Development
☑ Purge/Sample

WELL NO.: MWG ~~35~~ 54.
LOCATION: Bellevue
WEATHER: Fine
TEMPERATURE: 22°.

JOB NO.: 087643011
COMPLETED BY: CB / CW
DATE: 26/5/2010
TIME: 1230.

MONITORING WELL INFORMATION

Depth to Water Below Top of Casing: A 11.32 (metres)
Depth to Bottom of Well Below Top of Casing: B ____ (metres)
Diameter Standpipe: C ____ (mm)

One well volume:
(B-A)*2.0 = ____ litres -for a 51 mm (2.0 inch) diameter well
(B-A)*1.1 = ____ litres -for a 38 mm (1.5 inch) diameter well

EQUIPMENT LIST

90 FLMV - U5439

pH and Temp. Meter: Model ____ Serial No. ____ Calibration Buffers: ☑ 4 ☑ 7 ☐ 10
Conductivity Meter: Model ____ Serial No. ____ Calibration Solutions: 2.76 and ____
Dissolved Oxygen Meter: Model ____ Serial No. ____
Eh Meter: Model ____ Serial No. ____ Type ____

Pump: ☐ none ☐ Waterra ☐ Peristaltic ☑ Submersible
Bailer: ☑ none ☐ Stainless Steel ☐ Teflon ☐ PVC
Filter: ☐ Yes ☑ No

WELL DEVELOPMENT\PURGING

Purge volume: Well vol X ____ = ____ litres Method: ____
Flow Rate: 4.0 m. L/min Volume ____ Start: ____ Finish: ____

TIME	VOLUME REMOVED (L)	Eh (mV)	TEMP (°C)	pH (UNITS)	COND. (uS/cm)	DIS.O_2 (mg/L) or %	REMARKS
1305		149	24.6	6.73	635	5.28	DD @ 11.69. (steel casing)
1310		140	23.8	6.68	630	5.16	~~[illegible]~~
1315		138	23.7.	6.67	630	4.98.	DD to 11.70
1320		136	23.9.	6.67	628	4.94	Reset @ 11.75m (steel casing).
1325		136	24.1	6.67	627	4.60	DD to 11.75.
1330		135	24.2	6.68	627	4.89.	DD meter reset to 11.80m.
1335		134.	24.2	6.68	627	4.91	and flow rate reduced.
							DD to 11.80
							DD reset to 11.85
							DD to 11.85, reset flow rate and DD to 11.7

Comments:

Odour: ☑ no ☐ yes if yes ____ Sheen ☑ no ☐ yes if yes ____

Turbidity Start: Clear | | | | | | | | | | | | | | | | | | | | X | | | | | | | Very Silty
Turbidity End: Clear | | | | | | | ■ | | | | | | | X | | | | | | | | | | | | | | Very Silty

Other: CoC - Q5239-04
CPM-2 TD-42 - PSI-30

BOTTLE	Type		Size: 40mL	100mL	250mL	500mL	1L	2L	4L	Filtered		Preservatives
1	☐ Plastic	☑ Glass	3							☐ Yes	☑ No	—
2	☐ Plastic	☑ Glass				2				☐ Yes	☑ No	—
3	☐ Plastic	☐ Glass								☐ Yes	☐ No	
4	☐ Plastic	☐ Glass								☐ Yes	☐ No	
5	☐ Plastic	☐ Glass								☐ Yes	☐ No	
6	☐ Plastic	☐ Glass								☐ Yes	☐ No	
7	☐ Plastic	☐ Glass								☐ Yes	☐ No	
8	☐ Plastic	☐ Glass								☐ Yes	☐ No	

Golder Associates

Groundwater Development and Purging/Sampling Data Sheet

☐ Development
☑ Purge/Sample

WELL NO.: MW-57
LOCATION: Bellevue
WEATHER: Rainy
TEMPERATURE: 18

JOB NO.: 087643011
COMPLETED BY: CW/CB
DATE: 27/5/10
TIME: 1350

MONITORING WELL INFORMATION

Depth to Water Below Top of Casing: A 11.91 (metres)
Depth to Bottom of Well Below Top of Casing: B _____ (metres)
Diameter Standpipe: C _____ (mm)

One well volume:
(B-A)*2.0 = ____ litres -for a 51 mm (2.0 inch) diameter well
(B-A)*1.1 = ____ litres -for a 38 mm (1.5 inch) diameter well

EQUIPMENT LIST 90 FLMV - U5439

pH and Temp. Meter: Model _____ Serial No. _____ Calibration Buffers: ☑ 4 ☑ 7 ☐ 10
Conductivity Meter: Model _____ Serial No. _____ Calibration Solutions: 2.76 and _____
Dissolved Oxygen Meter: Model _____ Serial No. _____
Eh Meter: Model _____ Serial No. _____ Type _____

Pump: ☐ none ☐ Waterra ☐ Peristaltic ☑ Submersible
Bailer: ☑ none ☐ Stainless Steel ☐ Teflon ☐ PVC
Filter: ☐ Yes ☑ No

WELL DEVELOPMENT\PURGING

Purge volume: Well vol X _____ = _____ litres Method: _____
Flow Rate: 1.20 m L/min Volume _____ Start: _____ Finish: _____

TIME	VOLUME REMOVED (L)	Eh (mV)	TEMP (°C)	pH (UNITS)	COND. (uS/cm)	DIS.O_2 (mg/L) or %	REMARKS
1420		180	20.0	5.05	605	5.17	DO meter @ 12:00 on top casing
1425		198	19.9	4.99	581	4.72	
1430		211	19.8	4.92	580	4.26	
1435		214	19.9	4.92	579	3.74	
1440		218	19.6	4.94	602	3.81	
1445		228	19.4	4.95	581	3.57	
1450		223	19.5	4.96	584	3.61	
1455		224	19.3	4.98	583	3.51	
1500		226	19.3	5.00	582	3.38	adjusted DO probe (try and stick, use)
1505		226	19.2	5.01	615	3.48	

Comments:

Odour: ☑ no ☐ yes if yes _____ Sheen ☑ no ☐ yes if yes _____
Turbidity Start: Clear |||| ☒ |||||||||||||||||||| Very Silty
Turbidity End: Clear |||||||||||||||||||||||||| Very Silty
Other: Q3240-05
CPM-2 10-45 PSI-4.0

BOTTLE	Type		Size: 40mL	100mL	250mL	500mL	1L	2L	4L	Filtered		Preservatives
1	☐ Plastic	☑ Glass	3							☐ Yes	☑ No	-
2	☐ Plastic	☑ Glass				2				☐ Yes	☑ No	-
3	☐ Plastic	☐ Glass								☐ Yes	☐ No	
4	☐ Plastic	☐ Glass								☐ Yes	☐ No	
5	☐ Plastic	☐ Glass								☐ Yes	☐ No	
6	☐ Plastic	☐ Glass								☐ Yes	☐ No	
7	☐ Plastic	☐ Glass								☐ Yes	☐ No	
8	☐ Plastic	☐ Glass								☐ Yes	☐ No	

Golder Associates

Groundwater Development and Purging/Sampling Data Sheet

☐ Development
☑ Purge/Sample

WELL NO.: MW059
LOCATION: Bellevue
WEATHER: Sunny
TEMPERATURE: 20°

JOB NO.: 087643011
COMPLETED BY: DL+CW
DATE: 25/05/10
TIME: 2.30

MONITORING WELL INFORMATION

Depth to Water Below Top of Casing: A 12.39 (metres)
Depth to Bottom of Well Below Top of Casing: B ____ (metres)
Diameter Standpipe: C ____ (mm)

One well volume:
(B-A)*2.0 = ____ litres -for a 51 mm (2.0 inch) diameter well
(B-A)*1.1 = ____ litres -for a 38 mm (1.5 inch) diameter well

EQUIPMENT LIST

90 FLMV - U 5439

pH and Temp. Meter: Model ____ Serial No. ____ Calibration Buffers: ☑4 ☑7 ☐10
Conductivity Meter: Model ____ Serial No. ____ Calibration Solutions: 2.76 and ____
Dissolved Oxygen Meter: Model ____ Serial No. ____
Eh Meter: Model ____ Serial No. ____ Type ____

Pump: ☐ none ☐ Waterra ☐ Peristaltic ☑ Submersible
Bailer: ☑ none ☐ Stainless Steel ☐ Teflon ☐ PVC
Filter: ☐ Yes ☑ No

WELL DEVELOPMENT\PURGING

Purge volume: Well vol X ____ = ____ litres Method: ____
Flow Rate: 0.06 L/min Volume ____ Start: ____ Finish: ____

TIME	VOLUME REMOVED (L)	Eh (mV)	TEMP (°C)	pH (UNITS)	COND. (uS/cm)	DIS.O_2 (mg/L) or %	REMARKS
3.30		137	21.8	5.61	542	3.72	DD at 12.42m
1:35		140	21.5	5.57	545	2.55	
1:40		143	21.4	5.49	566	2.74	DD to 12.42m (3.31pm)
1:45		145	21.3	5.45	569	2.15	Flow rate slowed
1:00	Parameters taken from sampling jar, draw down to great, sampling begun.						DD at 12.50m
1.50		150	20.9	5.38	845	1.79	- Prior to sampling
2.05		153	20.7	5.35	833	1.55	- During sampling
235		157	20.5	5.31	550	1.62	- After sampling

Comments:

Odour: ☑ no ☐ yes if yes ____ Sheen ☑ no ☐ yes if yes ____
Turbidity Start: Clear | | | | | | | | | | | | | | | | | | | | | | |X| | | | | | | | Very Silty
Turbidity End: Clear | | | | | | | | | | | |X| | | | | | | | | | | | | | | | | | | | | Very Silty
Other: QS238-05
CPM 1, 10 3, PSI 40

BOTTLE	Type		Size: 40mL	100mL	250mL	500mL	1L	2L	4L	Filtered		Preservatives
1	☐ Plastic	☑ Glass	3							☐ Yes	☑ No	NONE
2	☐ Plastic	☑ Glass					2			☐ Yes	☑ No	NONE
3	☐ Plastic	☐ Glass								☐ Yes	☐ No	
4	☐ Plastic	☐ Glass								☐ Yes	☐ No	
5	☐ Plastic	☐ Glass								☐ Yes	☐ No	
6	☐ Plastic	☐ Glass								☐ Yes	☐ No	
7	☐ Plastic	☐ Glass								☐ Yes	☐ No	
8	☐ Plastic	☐ Glass								☐ Yes	☐ No	

Roots in well, Drawdown 10cm at 331pm, Drawdown replaced at 12.50m.

NOT VERY GOOD RECHARGE.

Golder Associates

Groundwater Development and Purging/Sampling Data Sheet

☐ Development
☑ Purge/Sample

WELL NO.: MWG60
LOCATION: Bellevue
WEATHER: Sunny
TEMPERATURE: 20

JOB NO.: 087643011
COMPLETED BY: CW
DATE: 2/6/10
TIME: 1240

MONITORING WELL INFORMATION

Depth to Water Below Top of Casing: A 2.15 (metres)
Depth to Bottom of Well Below Top of Casing: B _____ (metres)
Diameter Standpipe: C _____ (mm)

One well volume:
(B-A)*2.0 = ____ litres -for a 51 mm (2.0 inch) diameter well
(B-A)*1.1 = ____ litres -for a 38 mm (1.5 inch) diameter well

EQUIPMENT LIST

90 FLMV - U5439

pH and Temp. Meter: Model _____ Serial No. _____ Calibration Buffers: ☑ 4 ☑ 7 ☐ 10
Conductivity Meter: Model _____ Serial No. _____ Calibration Solutions: 2.76 and _____
Dissolved Oxygen Meter: Model _____ Serial No. _____
Eh Meter: Model _____ Serial No. _____ Type _____

Pump: ☐ none ☐ Waterra ☑ Peristaltic ☐ Submersible
Bailer: ☑ none ☐ Stainless Steel ☐ Teflon ☐ PVC
Filter: ☑ Yes ☐ No

WELL DEVELOPMENT\PURGING

Purge volume: Well vol X _____ = _____ litres Method: _____
Flow Rate: 280 L/min Volume _____ Start: 1246 Finish: 1352

TIME	VOLUME REMOVED (L)	Eh (mV)	TEMP (°C)	pH (UNITS)	COND. (uS/cm)	DIS.O_2 (mg/L) or %	REMARKS
1248		34	18.5	5.95	1385	6.13	DO set at 2.20
1253		46	18.8	5.95	1354	0.10	
1258		49	18.8	5.95	1371	0.37	
1303		50	18.8	5.96	1285	0.38	
1308		53	18.8	5.95	1284	0.29	
1313		53	18.9	5.96	1279	0.25	
1318		54	18.9	5.95	1274	0.22	
1323		54	18.9	5.96	1272	0.23	

ments:

Odour: ☑ no ☐ yes if yes _____ Sheen ☑ no ☐ yes if yes _____
Turbidity Start: Clear |||||||X||||||||||||||||| Very Silty Some black floating material
Turbidity End: Clear ||||||||||||||||||||||||||| Very Silty
Other: Q5244-05

BOTTLE	Type		Size: 40mL	100mL	250mL	500mL	1L	2L	4L	Filtered		Preservatives
1	☐ Plastic	☑ Glass	3							☐ Yes	☑ No	
2	☐ Plastic	☑ Glass				2				☐ Yes	☑ No	
3	☑ Plastic	☐ Glass		1						☐ Yes	☑ No	
4	☑ Plastic	☐ Glass		1						☑ Yes	☐ No	HNO_3
5	☑ Plastic	☐ Glass		1						☑ Yes	☐ No	HCl
6	☐ Plastic	☐ Glass								☐ Yes	☐ No	
7	☐ Plastic	☐ Glass								☐ Yes	☐ No	
8	☐ Plastic	☐ Glass								☐ Yes	☐ No	

Suite 3

Golder Associates

Groundwater Development and Purging/Sampling Data Sheet

☐ Development
☑ Purge/Sample

WELL NO.: MWG62
LOCATION: Bellevue
WEATHER: F...
TEMPERATURE: 10°

JOB NO.: 087643011
COMPLETED BY: CW/CB
DATE: 26/5/10
TIME: 918

MONITORING WELL INFORMATION

Depth to Water Below Top of Casing: A 8.05 (metres)
Depth to Bottom of Well Below Top of Casing: B ____ (metres)
Diameter Standpipe: C ____ (mm)

One well volume:
(B-A)*2.0 = ____ litres -for a 51 mm (2.0 inch) diameter well
(B-A)*1.1 = ____ litres -for a 38 mm (1.5 inch) diameter well

EQUIPMENT LIST

90 FLMV - U5439.

pH and Temp. Meter: Model ____ Serial No. ____ Calibration Buffers: ☑4 ☑7 ☐10
Conductivity Meter: Model ____ Serial No. ____ Calibration Solutions: 2.76 and ____
Dissolved Oxygen Meter: Model ____ Serial No. ____
Eh Meter: Model ____ Serial No. ____ Type ____

Pump: ☐ none ☐ Waterra ☐ Peristaltic ☑ Submersible
Bailer: ☐ none ☐ Stainless Steel ☐ Teflon ☐ PVC
Filter: ☑ Yes ☐ No

WELL DEVELOPMENT\PURGING

Purge volume: Well vol X ____ = ____ litres Method: ____
Flow Rate: 260 mL/min Volume ____ Start: ____ Finish: ____

TIME	VOLUME REMOVED (L)	Eh (mV)	TEMP (°C)	pH (UNITS)	COND. (mS/cm)	DIS.O₂ (mg/L) or %	REMARKS
0836		185	17.2	4.85	1643	4.35	DD set at 8.15m
0842		227	18.5	4.60	1679	2.81	
0846		241	19.1	4.61	1671	2.26	
0851		253	19.2	4.55	1644	1.96	
0856		259	19.4	4.63	1616	1.80	
0901		260	19.4	4.66	1604	1.76	
0906		263	19.5	4.70	1593	1.67	
0913		264	19.5	4.73	1578	1.64	
0917		264	19.5	4.75	1510	1.64	

Comments:

Odour: ☑ no ☐ yes if yes ____ Sheen ☑ no ☐ yes if yes ____

Turbidity Start: Clear |||||||||||||||||||X||||||||| Very Silty
Turbidity End: Clear ||||X|||||||||||||||||||||||||||| Very Silty

Other: CoC - Q5239-01
CPM-4 ID-101 PSI-38

BOTTLE	Type		Size: 40mL	100mL	250mL	500mL	1L	2L	4L	Filtered		Preservatives
1	☐ Plastic	☑ Glass	3							☐ Yes	☑ No	-
2	☑ Plastic	☐ Glass		1						☐ Yes	☑ No	-
3	☑ Plastic	☐ Glass		1						☑ Yes	☐ No	HNO3
4	☑ Plastic	☐ Glass		1						☑ Yes	☐ No	HCL
5	☐ Plastic	☑ Glass				2				☐ Yes	☑ No	-
6	☐ Plastic	☐ Glass								☐ Yes	☐ No	
7	☐ Plastic	☐ Glass								☐ Yes	☐ No	
8	☐ Plastic	☐ Glass								☐ Yes	☐ No	

Golder Associates

Groundwater Development and Purging/Sampling Data Sheet

☐ Development
☑ Purge/Sample

WELL NO.: MWG63
LOCATION: Bellevue
WEATHER: Fine
TEMPERATURE: 18°

JOB NO.: 087643011
COMPLETED BY: CW/CB
DATE: 26/5/10
TIME: 10.30.

MONITORING WELL INFORMATION

Depth to Water Below Top of Casing: A 8.58 (metres)
Depth to Bottom of Well Below Top of Casing: B ____ (metres)
Diameter Standpipe: C ____ (mm)

One well volume:
(B-A)*2.0 = ____ litres -for a 51 mm (2.0 inch) diameter well
(B-A)*1.1 = ____ litres -for a 38 mm (1.5 inch) diameter well

EQUIPMENT LIST 90 FLMV - U5439.

pH and Temp. Meter: Model ____ Serial No. ____ Calibration Buffers: ☑4 ☑7 ☐10
Conductivity Meter: Model ____ Serial No. ____ Calibration Solutions: 2.76 and ____
Dissolved Oxygen Meter: Model ____ Serial No. ____
Eh Meter: Model ____ Serial No. ____ Type ____

Pump: ☐ none ☐ Waterra ☐ Peristaltic ☑ Submersible
Bailer: ☐ none ☐ Stainless Steel ☐ Teflon ☐ PVC
Filter: ☑ Yes ☐ No

WELL DEVELOPMENT\PURGING

Purge volume: Well vol X ____ = ____ litres Method: ____
Flow Rate: 140 m L/min Volume ____ Start: ____ Finish: ____

TIME	VOLUME REMOVED (L)	Eh (mV)	TEMP (°C)	pH (UNITS)	COND. (uS/cm)	DIS.O_2 (mg/L) or %	REMARKS
1050		204	18.5	5.45	610	4.71	DO set at 8.68
1055		217	19.2	5.28	635	3.63	DO changed to 8.75
1100		228	19.6	5.23	636	2.87	
1105		233	19.9	5.18	636	2.51	
1110		237	20.1	5.17	635	2.35	
1115		239	20.2	5.17	634	2.28	
1120		236	20.4	5.17	634	2.17	
1125		239	20.4	5.16	635	2.17	

Comments:

Odour: ☑ no ☐ yes if yes ____ Sheen ☑ no ☐ yes if yes ____

Turbidity Start: Clear |||||||||||||||||||X|||||||||| Very Silty
Turbidity End: Clear |||||||||||||||||||||||||||||| Very Silty

Other: Q5239-03
CPM-4 ID-99 PSI-32

BOTTLE	Type		Size: 40mL	100mL	250mL	500mL	1L	2L	4L	Filtered		Preservatives
1	☐ Plastic	☑ Glass	3							☐ Yes	☑ No	–
2	☐ Plastic	☑ Glass				2				☐ Yes	☑ No	–
3	☑ Plastic	☐ Glass		1						☑ Yes	☐ No	HNO_3
4	☑ Plastic	☐ Glass		1						☑ Yes	☐ No	HCL
5	☑ Plastic	☐ Glass		1						☐ Yes	☑ No	–
6	☐ Plastic	☐ Glass								☐ Yes	☐ No	
7	☐ Plastic	☐ Glass								☐ Yes	☐ No	
8	☐ Plastic	☐ Glass								☐ Yes	☐ No	

76, 3, 38

Golder Associates

Groundwater Development and Purging/Sampling Data Sheet

☐ Development
☑ Purge/Sample

WELL NO.: MW64.
LOCATION: Bellevue
WEATHER: Fine
TEMPERATURE: 18.

JOB NO.: 08764 3011
COMPLETED BY: CB/CW
DATE: 31/05/2016
TIME: 10:40

MONITORING WELL INFORMATION

Depth to Water Below Top of Casing: A 11.42. (metres)
Depth to Bottom of Well Below Top of Casing: B _____ (metres)
Diameter Standpipe: C _____ (mm)

One well volume:
(B-A)*2.0 = ____ litres -for a 51 mm (2.0 inch) diameter well
(B-A)*1.1 = ____ litres -for a 38 mm (1.5 inch) diameter well

EQUIPMENT LIST 90 FLMV - U54 39.

pH and Temp. Meter: Model _____ Serial No. _____ Calibration Buffers: ☑ 4 ☑ 7 ☐ 10
Conductivity Meter: Model _____ Serial No. _____ Calibration Solutions: 2.76 and _____
Dissolved Oxygen Meter: Model _____ Serial No. _____
Eh Meter: Model _____ Serial No. _____ Type _____

Pump: ☐ none ☐ Waterra ☐ Peristaltic ☑ Submersible
Bailer: ☑ none ☐ Stainless Steel ☐ Teflon ☐ PVC
Filter: ☑ Yes ☐ No

WELL DEVELOPMENT\PURGING

Purge volume: Well vol X _____ = _____ litres Method: _____
Flow Rate: 130 mL/min Volume _____ Start: 1058 Finish: 1200

TIME	VOLUME REMOVED (L)	Eh (mV)	TEMP (°C)	pH (UNITS)	COND. (uS/cm)	DIS.O_2 (mg/L) or %	REMARKS
1107		-60	22.0	6.61	1391	2.61	DO set at 11.5
1112		-69	22.2	6.61	1425	1.45	DO to 11.5 at 1106, reset at 11.6m
1117		-80	22.4	6.64	1443	0.74	
1122		-83	22.5	6.66	1449.	0.56	
1127		-87	22.6	6.66	1448	0.54	
1132		-81	22.6	6.67	1450	0.75	
1137		-82	22.6	6.67	1450	0.71	
1142		-86	22.7	6.68	1451	0.62	
1147		-87	22.7	6.68	1457	0.66	

Comments:
Odour: ☐ no ☑ yes if yes TPH. Sheen ☑ no ☑ yes if yes slight Hcarb
Turbidity Start: Clear |||||X||||||||||||||||| Very Silty
Turbidity End: Clear |X||||||||||||||||||||| Very Silty
Other: CoC - Q5241-04
cPM - 3 10 - 72 PSI - 30

BOTTLE	Type		Size: 40mL	100mL	250mL	500mL	1L	2L	4L	Filtered		Preservatives
1	☐ Plastic	☑ Glass	3							☐ Yes	☑ No	None
2	☐ Plastic	☑ Glass				2				☐ Yes	☑ No	None
3	☑ Plastic	☐ Glass		1						☑ Yes	☐ No	HNO_3
4	☐ Plastic	☐ Glass								☐ Yes	☐ No	
5	☐ Plastic	☐ Glass								☐ Yes	☐ No	
6	☐ Plastic	☐ Glass								☐ Yes	☐ No	
7	☐ Plastic	☐ Glass								☐ Yes	☐ No	
8	☐ Plastic	☐ Glass								☐ Yes	☐ No	

Golder Associates

Groundwater Development and Purging/Sampling Data Sheet

☐ Development
☑ Purge/Sample

WELL NO.: MW 65
LOCATION: Bellevue
WEATHER: Slightly cloudy, [illegible]
TEMPERATURE: 20°

JOB NO.: 087643011
COMPLETED BY: CB/CW.
DATE: 26/3/10.
TIME: 230

MONITORING WELL INFORMATION

Depth to Water Below Top of Casing: A 12.39 (metres)
Depth to Bottom of Well Below Top of Casing: B ____ (metres)
Diameter Standpipe: C ____ (mm)

One well volume:
(B-A)*2.0 = ____ litres -for a 51 mm (2.0 inch) diameter well
(B-A)*1.1 = ____ litres -for a 38 mm (1.5 inch) diameter well

EQUIPMENT LIST

90 FLMV - U 5439.

pH and Temp. Meter: Model ____ Serial No. ____ Calibration Buffers: ☑ 4 ☑ 7 ☐ 10
Conductivity Meter: Model ____ Serial No. ____ Calibration Solutions: 2.76 and ____
Dissolved Oxygen Meter: Model ____ Serial No. ____
Eh Meter: Model ____ Serial No. ____ Type ____

Pump: ☐ none ☐ Waterra ☐ Peristaltic ☑ Submersible
Bailer: ☐ none ☐ Stainless Steel ☐ Teflon ☐ PVC
Filter: ☐ Yes ☑ No

WELL DEVELOPMENT\PURGING

Purge volume: Well vol X ____ = ____ litres Method: ____
Flow Rate: 100 L/min Volume ____ Start: ____ Finish: ____

TIME	VOLUME REMOVED (L)	Eh (mV)	TEMP (°C)	pH (UNITS)	COND. (uS/cm)	DIS.O_2 (mg/L) or %	REMARKS
1509		143	22.2	6.02	969	3.00	DO meter set at 12.45
1514		148	22.1	5.89	974	2.11	
1520		146	22.0	5.81	978	1.44	
1525		146	22.0	5.79	983	1.07	
1530		146	22.0	5.79	986	0.85	
1535		147	22.0	5.78	986	0.72	
1539		149	21.9	5.78	984	0.79.	

Comments:

Odour: ☑ no ☐ yes if yes ____ Sheen ☑ no ☐ yes if yes ____
Turbidity Start: Clear ||||||||||||X|||||||||||||||| Very Silty
Turbidity End: Clear ||X|||||||||||||||||||||||||| Very Silty
Other: CoC- Q5239-05
CPM-3, ID 73, PS1-33

BOTTLE	Type		Size: 40mL	100mL	250mL	500mL	1L	2L	4L	Filtered		Preservatives
1	☐ Plastic	☑ Glass	3							☐ Yes	☑ No	–
2	☐ Plastic	☑ Glass				2				☐ Yes	☑ No	–
3	☐ Plastic	☐ Glass								☐ Yes	☐ No	
4	☐ Plastic	☐ Glass								☐ Yes	☐ No	
5	☐ Plastic	☐ Glass								☐ Yes	☐ No	
6	☐ Plastic	☐ Glass								☐ Yes	☐ No	
7	☐ Plastic	☐ Glass								☐ Yes	☐ No	
8	☐ Plastic	☐ Glass								☐ Yes	☐ No	

Golder Associates

Groundwater Development and Purging/Sampling Data Sheet

☐ Development
☑ Purge/Sample

WELL NO.: MWG66
LOCATION: Bellevue
WEATHER: Sunny
TEMPERATURE: 17

JOB NO.: 087643011
COMPLETED BY: CW
DATE: 2/6/10
TIME: 1126

MONITORING WELL INFORMATION

Depth to Water Below Top of Casing: A 2·705 (metres)
Depth to Bottom of Well Below Top of Casing: B ____ (metres)
Diameter Standpipe: C ____ (mm)

One well volume:
(B-A)*2.0 = ____ litres -for a 51 mm (2.0 inch) diameter well
(B-A)*1.1 = ____ litres -for a 38 mm (1.5 inch) diameter well

EQUIPMENT LIST

90 FLMV - U5439

pH and Temp. Meter: Model ____ Serial No. ____
Conductivity Meter: Model ____ Serial No. ____
Dissolved Oxygen Meter: Model ____ Serial No. ____
Eh Meter: Model ____ Serial No. ____

Calibration Buffers: ☑ 4 ☑ 7 ☐ 10
Calibration Solutions: 2·76 and ____
Type ____

Pump: ☐ none ☐ Waterra ☑ Peristaltic ☐ Submersible
Bailer: ☑ none ☐ Stainless Steel ☐ Teflon ☐ PVC
Filter: ☑ Yes ☐ No

WELL DEVELOPMENT\PURGING

Purge volume: Well vol X ____ = ____ litres Method: ____
Flow Rate: 260 L/min Volume ____ Start: 1128 Finish: 1220

TIME	VOLUME REMOVED (L)	Eh (mV)	TEMP (°C)	pH (UNITS)	COND. (uS/cm)	DIS.O_2 (mg/L) or %	REMARKS
1131		-30	19.9	6.26	498	5.84	
1136		20	19.4	5.91	684	1.89	
1141		27	19.3	5.71	677	0.72	
1146		19	19.2	5.69	676	0.42	
1151		16	19.3	5.67	675	0.29	
1156		15	19.3	5.65	673	0.23	
1201		14	19.3	5.66	673	0.24	

Comments:

Odour: ☐ no ☑ yes if yes Sulfer
Sheen ☑ no ☐ yes if yes ____
Turbidity Start: Clear | | | | ☒ | | | | ... Very Silty
Turbidity End: Clear | | ☒ | | | | ... Very Silty
Other: Q5244-03 · Q5244-04 (metals Duplicate)

BOTTLE	Type		Size: 40mL	100mL	250mL	500mL	1L	2L	4L	Filtered		Preservatives
1	☐ Plastic	☑ Glass	3							☐ Yes	☑ No	
2	☐ Plastic	☑ Glass				2				☐ Yes	☑ No	
3	☑ Plastic	☐ Glass		1						☐ Yes	☑ No	
4	☑ Plastic	☐ Glass		1						☑ Yes	☐ No	HNO_3
5	☑ Plastic	☐ Glass		1						☑ Yes	☐ No	HCl
6	☐ Plastic	☐ Glass								☐ Yes	☐ No	
7	☐ Plastic	☐ Glass								☐ Yes	☐ No	
8	☐ Plastic	☐ Glass								☐ Yes	☐ No	

Suite 3 (bottles 1–5); bottles 4–5 x2

Golder Associates

Groundwater Development and Purging/Sampling Data Sheet

☐ Development
☑ Purge/Sample

WELL NO.: MW468
LOCATION: Bellevue
WEATHER: Sunny
TEMPERATURE: 15

JOB NO.: 0876433011
COMPLETED BY: CW
DATE: 2/6/10
TIME: 837

MONITORING WELL INFORMATION

Depth to Water Below Top of Casing: A 2.565 (metres)
Depth to Bottom of Well Below Top of Casing: B _____ (metres)
Diameter Standpipe: C _____ (mm)

One well volume:
(B-A)*2.0 = ____ litres -for a 51 mm (2.0 inch) diameter well
(B-A)*1.1 = ____ litres -for a 38 mm (1.5 inch) diameter well

EQUIPMENT LIST

90 FLMV - U5439

pH and Temp. Meter: Model _____ Serial No. _____ Calibration Buffers: ☑ 4 ☑ 7 ☐ 10
Conductivity Meter: Model _____ Serial No. _____ Calibration Solutions: 2.76 and _____
Dissolved Oxygen Meter: Model _____ Serial No. _____
Eh Meter: Model _____ Serial No. _____ Type _____

Pump: ☐ none ☐ Waterra ☑ Peristaltic ☐ Submersible
Bailer: ☑ none ☐ Stainless Steel ☐ Teflon ☐ PVC
Filter: ☑ Yes ☐ No

WELL DEVELOPMENT\PURGING

Purge volume: Well vol X _____ = _____ litres Method: Peristaltic Pump
Flow Rate: 260 mL/min Volume _____ Start: 848 Finish: 938

TIME	VOLUME REMOVED (L)	Eh (mV)	TEMP (°C)	pH (UNITS)	COND. (uS/cm)	DIS.O_2 (mg/L) or %	REMARKS
850		21	14.8	5.15	754	3.97	DO at 2.65
855		48	17.3	5.18	659	1.18	
900		53	17.9	5.17	654	0.67	
905		58	18.1	5.19	655	0.57	
910		51	18.1	5.20	658	0.40	
915		54	18.2	5.24	657	0.19	
920		50	18.2	5.27	658	0.18	
925		48	18.3	5.28	659	0.17	

nents:

Odour: ☐ no ☑ yes if yes Slight Sulfur Sheen ☑ no ☐ yes if yes _____
Turbidity Start: Clear |||||||X||||||||||||||||| Very Silty
Turbidity End: Clear ||||X||||||||||||||||||||| Very Silty
Other: Q5244-01

BOTTLE	Type		Size: 40mL	100mL	250mL	500mL	1L	2L	4L	Filtered		Preservatives
Suite 3 1	☐ Plastic	☑ Glass	3							☐ Yes	☑ No	
2	☐ Plastic	☑ Glass				2				☐ Yes	☑ No	
3	☑ Plastic	☐ Glass		1						☐ Yes	☑ No	
4	☑ Plastic	☐ Glass		1						☑ Yes	☐ No	HNO_3
5	☑ Plastic	☐ Glass		1						☑ Yes	☐ No	HCl
6	☐ Plastic	☐ Glass								☐ Yes	☐ No	
7	☐ Plastic	☐ Glass								☐ Yes	☐ No	
8	☐ Plastic	☐ Glass								☐ Yes	☐ No	

Golder Associates

Groundwater Development and Purging/Sampling Data Sheet

☐ Development
☑ Purge/Sample

WELL NO.: MW469
JOB NO.: 087643011
LOCATION: Bellevue
COMPLETED BY: CW/CB
WEATHER: Sunny
DATE: 24/3/10
TEMPERATURE: 20
TIME: 120

MONITORING WELL INFORMATION

Depth to Water Below Top of Casing: A 12.495 (metres)
Depth to Bottom of Well Below Top of Casing: B _____ (metres)
Diameter Standpipe: C _____ (mm)

One well volume:
(B-A)*2.0 = ____ litres -for a 51 mm (2.0 inch) diameter well
(B-A)*1.1 = ____ litres -for a 38 mm (1.5 inch) diameter well

EQUIPMENT LIST

90 FLMV - U5439

pH and Temp. Meter: Model _____ Serial No. _____ Calibration Buffers: ☑ 4 ☑ 7 ☐ 10
Conductivity Meter: Model _____ Serial No. _____ Calibration Solutions: 2.76 and _____
Dissolved Oxygen Meter: Model _____ Serial No. _____
Eh Meter: Model _____ Serial No. _____ Type _____

Pump: ☐ none ☐ Waterra ☐ Peristaltic ☑ Submersible
Bailer: ☑ none ☐ Stainless Steel ☐ Teflon ☐ PVC
Filter: ☐ Yes ☑ No

WELL DEVELOPMENT\PURGING

Purge volume: Well vol X _____ = _____ litres Method: _____
Flow Rate: 280 mL/min Volume _____ Start: _____ Finish: _____

TIME	VOLUME REMOVED (L)	Eh (mV)	TEMP (°C)	pH (UNITS)	COND. (uS/cm)	DIS.O_2 (mg/L) or %	REMARKS
155		117	20.4	5.97	641	3.46	DD at 12.59
200		126	20.7	5.74	633	2.23	
205		132	20.9	5.67	636	1.21	
210		136	21.0	5.67	638	0.80	
215		141	21.0	5.70	639	0.55	
220		144	21.0	5.71	643	0.49	
225		146	21.0	5.71	643	0.44	
229		147	21.0	5.72	646	0.40	

ments:

Odour: ☑ no ☐ yes if yes _____ Sheen ☑ no ☐ yes if yes _____
Turbidity Start: Clear |||||||X||||||||||||||||| Very Silty
Turbidity End: Clear |||||||X||||||||||||||||| Very Silty
Other: Q5237-03
CPM-4 ID-104 PSI-45

BOTTLE	Type		Size: 40mL	100mL	250mL	500mL	1L	2L	4L	Filtered		Preservatives
1	☐ Plastic	☑ Glass				2				☐ Yes	☑ No	None
2	☐ Plastic	☑ Glass	3							☐ Yes	☑ No	None
3	☐ Plastic	☐ Glass								☐ Yes	☐ No	
4	☐ Plastic	☐ Glass								☐ Yes	☐ No	
5	☐ Plastic	☐ Glass								☐ Yes	☐ No	
6	☐ Plastic	☐ Glass								☐ Yes	☐ No	
7	☐ Plastic	☐ Glass								☐ Yes	☐ No	
8	☐ Plastic	☐ Glass								☐ Yes	☐ No	

Golder Associates

Groundwater Development and Purging/Sampling Data Sheet

☐ Development
☑ Purge/Sample

WELL NO.: MWG70
LOCATION: Bellevue
WEATHER: Sunny
TEMPERATURE: 20

JOB NO.: 087643011
COMPLETED BY: CW/EB
DATE: 24/5/16
TIME: 256

MONITORING WELL INFORMATION

Depth to Water Below Top of Casing: A 12.56 (metres)
Depth to Bottom of Well Below Top of Casing: B ______ (metres)
Diameter Standpipe: C ______ (mm)

One well volume:
(B-A)*2.0 = ____ litres -for a 51 mm (2.0 inch) diameter well
(B-A)*1.1 = ____ litres -for a 38 mm (1.5 inch) diameter well

EQUIPMENT LIST

90 FLMV - U5439

pH and Temp. Meter: Model ______ Serial No. ______ Calibration Buffers: ☑4 ☑7 ☐10
Conductivity Meter: Model ______ Serial No. ______ Calibration Solutions: 2.76 and ______
Dissolved Oxygen Meter: Model ______ Serial No. ______
Eh Meter: Model ______ Serial No. ______ Type ______

Pump: ☐ none ☐ Waterra ☐ Peristaltic ☑ Submersible
Bailer: ☑ none ☐ Stainless Steel ☐ Teflon ☐ PVC
Filter: ☐ Yes ☑ No

WELL DEVELOPMENT\PURGING

Purge volume: Well vol X ______ = ______ litres Method: ______
Flow Rate: 180 L/min Volume ______ Start: ______ Finish: ______

TIME	VOLUME REMOVED (L)	Eh (mV)	TEMP (°C)	pH (UNITS)	COND. (uS/cm)	DIS.O_2 (mg/L) or %	REMARKS
1526		153	20.0	5.51	616	4.44	Drawdown set at 12.65m.
1531		172	20.6	5.40	618	2.98	
1536		179	20.9	5.37	612	2.60	
1541		182	21.0	5.36	609	2.41	
1546		187	21.0	5.35	607	2.31	
1551		188	21.0	5.35	608	2.28	
1556		188	21.0	5.35	609	2.27	

Comments:

Odour: ☑ no ☐ yes if yes ______ Sheen ☑ no ☐ yes if yes ______

Turbidity Start: Clear | | | | | | | | X | | | | | | | | | | | | | | | | | | | | | Very Silty
Turbidity End: Clear | | | | | | | | | | | | | | | | | | | | | | | | | | | | | | Very Silty

Other: COC - Q5237-05
CPM-4 ID.102 PSI 38

BOTTLE	Type		Size: 40mL	100mL	250mL	500mL	1L	2L	4L	Filtered		Preservatives
1	☐ Plastic	☑ Glass	3							☐ Yes	☑ No	–
2	☐ Plastic	☑ Glass				2				☐ Yes	☑ No	–
3	☐ Plastic	☐ Glass								☐ Yes	☐ No	
4	☐ Plastic	☐ Glass								☐ Yes	☐ No	
5	☐ Plastic	☐ Glass								☐ Yes	☐ No	
6	☐ Plastic	☐ Glass								☐ Yes	☐ No	
7	☐ Plastic	☐ Glass								☐ Yes	☐ No	
8	☐ Plastic	☐ Glass								☐ Yes	☐ No	

Golder Associates

Groundwater Development and Purging/Sampling Data Sheet

☐ Development
☑ Purge/Sample

WELL NO.: MW4 91A
LOCATION: Bellevue
WEATHER: Wet
TEMPERATURE: 18°

JOB NO.: 087643011
COMPLETED BY: CB/CW
DATE: 27/5/10
TIME: 0815

MONITORING WELL INFORMATION

Depth to Water Below Top of Casing: A 12.13 (metres)
Depth to Bottom of Well Below Top of Casing: B _____ (metres)
Diameter Standpipe: C _____ (mm)

One well volume:
(B-A)*2.0 = ____ litres -for a 51 mm (2.0 inch) diameter well
(B-A)*1.1 = ____ litres -for a 38 mm (1.5 inch) diameter well

EQUIPMENT LIST

90 FLMV - U 5439

pH and Temp. Meter: Model _____ Serial No. _____ Calibration Buffers: ☑ 4 ☑ 7 ☐ 10
Conductivity Meter: Model _____ Serial No. _____ Calibration Solutions: 2.76 and _____
Dissolved Oxygen Meter: Model _____ Serial No. _____
Eh Meter: Model _____ Serial No. _____ Type _____

Pump: ☐ none ☐ Waterra ☐ Peristaltic ☑ Submersible
Bailer: ☑ none ☐ Stainless Steel ☐ Teflon ☐ PVC
Filter: ☐ Yes ☑ No

WELL DEVELOPMENT\PURGING

Purge volume: Well vol X _____ = _____ litres Method: _____
Flow Rate: 180 mL/min Volume _____ Start: 820 Finish: _____

TIME	VOLUME REMOVED (L)	Eh (mV)	TEMP (°C)	pH (UNITS)	COND. (uS/cm)	DIS.O_2 (mg/L) or %	REMARKS
0830		134	18.6	5.63	609	4.79	DD set @ 12.22m.
0840		136	19.1	5.66	639	2.40	
0845		134	18.7	5.70	644	2.53	
0850		136	17.4	5.75	640	2.63	Flow rate problems
0855		142	18.6	5.79	637	2.39	
0900		152	19.6	5.79	636	2.11	
0905		156	20.0	5.79	636	2.03	
0910		154	20.1	5.79	635	2.01	

ments:

Odour: ☑ no ☐ yes if yes _____ Sheen ☑ no ☐ yes if yes _____
Turbidity Start: Clear |||||||X||||||||||||||| Very Silty
Turbidity End: Clear |X||||||||||||||||||||| Very Silty
Other: Q5240 .01
CPM-3, ID-74 PSI-30

BOTTLE	Type		Size: 40mL	100mL	250mL	500mL	1L	2L	4L	Filtered		Preservatives
1	☐ Plastic	☑ Glass	3							☐ Yes	☑ No	–
2	☐ Plastic	☑ Glass				2				☐ Yes	☐ No	
3	☐ Plastic	☐ Glass								☐ Yes	☐ No	
4	☐ Plastic	☐ Glass								☐ Yes	☐ No	
5	☐ Plastic	☐ Glass								☐ Yes	☐ No	
6	☐ Plastic	☐ Glass								☐ Yes	☐ No	
7	☐ Plastic	☐ Glass								☐ Yes	☐ No	
8	☐ Plastic	☐ Glass								☐ Yes	☐ No	

Golder Associates

Groundwater Development and Purging/Sampling Data Sheet

☐ Development
☑ Purge/Sample

WELL NO.: MW4 91B
LOCATION: Bellevue
WEATHER: Overcast, wet
TEMPERATURE: 18°

JOB NO.: 0876643011
COMPLETED BY: LB/CW
DATE: 27/5/10
TIME: 0935

MONITORING WELL INFORMATION

Depth to Water Below Top of Casing: A 12.09 (metres)
Depth to Bottom of Well Below Top of Casing: B _____ (metres)
Diameter Standpipe: C _____ (mm)

One well volume:
(B-A)*2.0 = ____ litres -for a 51 mm (2.0 inch) diameter well
(B-A)*1.1 = ____ litres -for a 38 mm (1.5 inch) diameter well

EQUIPMENT LIST

90 FLMV - U5439.

pH and Temp. Meter: Model _____ Serial No. _____ Calibration Buffers: ☑ 4 ☑ 7 ☐ 10
Conductivity Meter: Model _____ Serial No. _____ Calibration Solutions: 2.76 and _____
Dissolved Oxygen Meter: Model _____ Serial No. _____
Eh Meter: Model _____ Serial No. _____ Type _____

Pump: ☐ none ☐ Waterra ☐ Peristaltic ☑ Submersible
Bailer: ☑ none ☐ Stainless Steel ☐ Teflon ☐ PVC
Filter: ☐ Yes ☑ No

WELL DEVELOPMENT\PURGING

Purge volume: Well vol X _____ = _____ litres Method: _____
Flow Rate: 180 m L/min Volume _____ Start: _____ Finish: _____

TIME	VOLUME REMOVED (L)	Eh (mV)	TEMP (°C)	pH (UNITS)	COND. (uS/cm)	DIS.O_2 (mg/L) or %	REMARKS
1058		147	18.0	6.07	577	5.13	DO meter set @ 12:20m.
1103		153	19.1	5.97	596	3.75	
1108		165	19.6	5.89	605	3.03	
1114		172	20.1	5.84	613	2.43	
1119		176	20.4	5.77	619	2.55	
1124		174	20.4	5.76	621	2.39	
1129		175	20.5	5.72	623	2.49	

ments:

Odour: ☑ no ☐ yes if yes _____ Sheen ☑ no ☐ yes if yes _____
Turbidity Start: Clear |||||||||||||||||||||X||||||| Very Silty
Turbidity End: Clear |||||X|||||||||||||||||||||||| Very Silty
Other: D5240-02.
CRM-2 ID-46 PS1-38

BOTTLE	Type		Size: 40mL	100mL	250mL	500mL	1L	2L	4L	Filtered		Preservatives
1	☐ Plastic	☑ Glass	3							☐ Yes	☑ No	–
2	☐ Plastic	☑ Glass				2				☐ Yes	☑ No	
3	☐ Plastic	☐ Glass								☐ Yes	☐ No	
4	☐ Plastic	☐ Glass								☐ Yes	☐ No	
5	☐ Plastic	☐ Glass								☐ Yes	☐ No	
6	☐ Plastic	☐ Glass								☐ Yes	☐ No	
7	☐ Plastic	☐ Glass								☐ Yes	☐ No	
8	☐ Plastic	☐ Glass								☐ Yes	☐ No	

Golder Associates

Groundwater Development and Purging/Sampling Data Sheet

☐ Development
☑ Purge/Sample

WELL NO.: MW 91 C
LOCATION: Bellevue
WEATHER: Rain
TEMPERATURE: 18°

JOB NO.: 087643011
COMPLETED BY: CS/CW
DATE: 27/5/10
TIME: 1220

MONITORING WELL INFORMATION

Depth to Water Below Top of Casing: A 12.04 (metres)
Depth to Bottom of Well Below Top of Casing: B _____ (metres)
Diameter Standpipe: C _____ (mm)

One well volume:
(B-A)*2.0 = ____ litres -for a 51 mm (2.0 inch) diameter well
(B-A)*1.1 = ____ litres -for a 38 mm (1.5 inch) diameter well

EQUIPMENT LIST

90 FLMV - U5439

pH and Temp. Meter: Model _____ Serial No. _____ Calibration Buffers: ☑ 4 ☑ 7 ☐ 10
Conductivity Meter: Model _____ Serial No _____ Calibration Solutions: 2.76 and _____
Dissolved Oxygen Meter: Model _____ Serial No _____
Eh Meter: Model _____ Serial No _____ Type _____

Pump: ☐ none ☐ Waterra ☐ Peristaltic ☑ Submersible
Bailer: ☑ none ☐ Stainless Steel ☐ Teflon ☐ PVC
Filter: ☐ Yes ☑ No

WELL DEVELOPMENT\PURGING

Purge volume: Well vol X _____ = _____ litres Method: _____
Flow Rate: 220 ml L/min Volume _____ Start: _____ Finish: _____

TIME	VOLUME REMOVED (L)	Eh (mV)	TEMP (°C)	pH (UNITS)	COND. (uS/cm)	DIS.O_2 (mg/L) or %	REMARKS
1235		163	20.5	5.47	843	3.53	OP set at 12.1 mbtoc.
1240		178	21.4	5.38	856	2.41	
1245		181	21.8	5.39	854	1.55	
1250		183	21.6	5.39	853	1.60	
1255		185	21.6	5.40	853	1.25	
1300		185	21.6	5.40	854	1.10.	
1305		184	21.6	5.41	857	1.03.	
1310		183	21.7	5.43	861	1.00	
							Some solids (Ants + organic material) at sampling.

Comments:

Odour: ☑ no ☐ yes if yes _____ Sheen ☑ no ☐ yes if yes _____
Turbidity Start: Clear |||||||X||||||||||||||||| Very Silty
Turbidity End: Clear |||X||||||||||||||||||||| Very Silty
Other: CoC - Q5240-03
CPM - 3 ID - 77 PSI - 40.

BOTTLE	Type		Size: 40mL	100mL	250mL	500mL	1L	2L	4L	Filtered		Preservatives
1	☐ Plastic	☑ Glass	3							☐ Yes	☑ No	–
2	☐ Plastic	☑ Glass				2				☐ Yes	☑ No	–
3	☐ Plastic	☐ Glass								☐ Yes	☐ No	
4	☐ Plastic	☐ Glass								☐ Yes	☐ No	
5	☐ Plastic	☐ Glass								☐ Yes	☐ No	
6	☐ Plastic	☐ Glass								☐ Yes	☐ No	
7	☐ Plastic	☐ Glass								☐ Yes	☐ No	
8	☐ Plastic	☐ Glass								☐ Yes	☐ No	

Ants nesting at top of well.
Ants + organic material noted on tubing as it was pulled out of well

Golder Associates

Groundwater Development and Purging/Sampling Data Sheet

☐ Development
☑ Purge/Sample

WELL NO.: SG 05 (Downstream)
LOCATION: Bellevue.
WEATHER: overcast
TEMPERATURE: 16°C.

JOB NO.: 087643011
COMPLETED BY: CW/CB
DATE: 28/07/10
TIME: 1232

MONITORING WELL INFORMATION

Depth to Water Below Top of Casing: A 5.85 (metres)
Depth to Bottom of Well Below Top of Casing: B ______ (metres)
Diameter Standpipe: C ______ (mm)

One well volume:
(B-A)*2.0 = ____ litres -for a 51 mm (2.0 inch) diameter well
(B-A)*1.1 = ____ litres -for a 38 mm (1.5 inch) diameter well

EQUIPMENT LIST

pH and Temp. Meter: Model U5431 Serial No. ______ Calibration Buffers: ☑4 ☑7 ☐10
Conductivity Meter: Model ______ Serial No. ______ Calibration Solutions: ______ and ______
Dissolved Oxygen Meter: Model ______ Serial No. ______
Eh Meter: Model ______ Serial No. ______ Type ______

Pump: ☐ none ☐ Waterra ☑ Peristaltic ☐ Submersible
Bailer: ☑ none ☐ Stainless Steel ☐ Teflon ☐ PVC
Filter: ☐ Yes ☑ No

WELL DEVELOPMENT\PURGING

Purge volume: Well vol X ______ = ______ litres Method: ______
Flow Rate: 300 m L/min Volume ______ Start: ______ Finish: ______

TIME	VOLUME REMOVED (L)	DISS O_2 (mg/L) or %	COND. (uS/cm)	pH (UNITS)	Eh (mV)	TEMP (°C)	Water Level (m btoc)	REMARKS
Stabilisation Range		+/- 10%	+/- 5%	+/- 0.1	+/- 10	+/- 0.5		
1237		6.61	570	6.90	43	14.9		
1242		5.69	637	6.83	49	14.1		
1247		5.45	636	6.81	54	14.0		

Comments:

Odour: ☑ no ☐ yes if yes ______ Sheen ☑ no ☐ yes if yes ______
Turbidity Start: Clear |||||||||||||||||||||||||||||||| Very Silty
Turbidity End: Clear |||||||||||||||||||||||||||||||| Very Silty
Other: Q6064-03 Q6064-04 (FD)

1 x Prim + 1 x Dup

BOTTLE	Type		40mL	100mL	250mL	500mL	1L	2L	4L	Filtered		Preservatives
1	☐ Plastic	☑ Glass					2			☐ Yes	☑ No	
2	☑ Plastic	☐ Glass		1						☐ Yes	☑ No	HCl
3	☑ Plastic	☐ Glass		1						☐ Yes	☑ No	HNO_3
4	☑ Plastic	☐ Glass				1				☐ Yes	☑ No	
5	☐ Plastic	☑ Glass	3							☐ Yes	☑ No	
6	☐ Plastic	☐ Glass								☐ Yes	☐ No	
7	☐ Plastic	☐ Glass								☐ Yes	☐ No	
8	☐ Plastic	☐ Glass								☐ Yes	☐ No	

Golder Associates

Groundwater Development and Purging/Sampling Data Sheet

☐ Development
☑ Purge/Sample

WELL NO.:		JOB NO.:	
LOCATION:	SG06 (middle)	COMPLETED BY:	KC/CW
WEATHER:	Overcast	DATE:	28/07/2010
TEMPERATURE:	20	TIME:	11:58

MONITORING WELL INFORMATION

Depth to Water Below Top of Casing: A 0.495 (metres)
Depth to Bottom of Well Below Top of Casing: B ____ (metres)
Diameter Standpipe: C ____ (mm)

One well volume:
(B-A)*2.0 = ____ litres -for a 51 mm (2.0 inch) diameter well
(B-A)*1.1 = ____ litres -for a 38 mm (1.5 inch) diameter well

EQUIPMENT LIST

pH and Temp. Meter: Model US431 Serial No ____ Calibration Buffers: ☑ 4 ☑ 7 ☐ 10
Conductivity Meter: Model ____ Serial No. ____ Calibration Solutions: ____ and ____
Dissolved Oxygen Meter: Model ____ Serial No. ____
Eh Meter: Model ____ Serial No. ____ Type ____

Pump: ☐ none ☐ Waterra ☑ Peristaltic ☐ Submersible
Bailer: ☑ none ☐ Stainless Steel ☐ Teflon ☐ PVC
Filter: ☐ Yes ☑ No

WELL DEVELOPMENT\PURGING

Purge volume: Well vol X ____ = ____ litres Method: ____
Flow Rate: 300 L/min Volume ____ Start: ____ Finish: ____

TIME	VOLUME REMOVED (L)	DISS O_2 (mg/L) or %	COND. (uS/cm)	pH (UNITS)	Eh (mV)	TEMP (°C)	Water Level (m btoc)	REMARKS
Stabilisation Range		+/- 10%	+/- 5%	+/- 0.1	+/- 10	+/- 0.5		
12:03		6.42	647	7.06	48	14.2		
12:08		5.65	635	6.93	42	13.7		
12:13		5.53	633	6.87	40	13.7		

Comments:

Odour: ☑ no ☐ yes if yes ____ Sheen ☑ no ☐ yes if yes ____
Turbidity Start: Clear | | | | | | | | | | | | | | | | | | | | | | | | | | | | | | Very Silty
Turbidity End: Clear | | | | | | | | | | | | | | | | | | | | | | | | | | | | | | Very Silty
Other: Q6064-02

BOTTLE	Type		40mL	100mL	250mL	500mL	1L	2L	4L	Filtered		Preservatives
1	☐ Plastic	☑ Glass					1			☐ Yes	☒ No	
2	☑ Plastic	☐ Glass				1				☐ Yes	☒ No	
3	☑ Plastic	☐ Glass		1						☐ Yes	☒ No	HCL
4	☑ Plastic	☐ Glass		1						☐ Yes	☒ No	HNO_3
5	☐ Plastic	☑ Glass	3							☐ Yes	☒ No	
6	☐ Plastic	☐ Glass								☐ Yes	☐ No	
7	☐ Plastic	☐ Glass								☐ Yes	☐ No	
8	☐ Plastic	☐ Glass								☐ Yes	☐ No	

Groundwater Development and Purging/Sampling Data Sheet

Golder Associates

☐ Development
☑ Purge/Sample

WELL NO.: SA07 (up stream) | JOB NO.:
LOCATION: | COMPLETED BY: KC / CW
WEATHER: overcast | DATE: 28/07/2010
TEMPERATURE: 17 | TIME: 11:02

MONITORING WELL INFORMATION

Depth to Water Below Top of Casing: A 1.005 (metres)
Depth to Bottom of Well Below Top of Casing: B ______ (metres)
Diameter Standpipe: C ______ (mm)

One well volume:
(B-A)*2.0 = ____ litres -for a 51 mm (2.0 inch) diameter well
(B-A)*1.1 = ____ litres -for a 38 mm (1.5 inch) diameter well

EQUIPMENT LIST

pH and Temp. Meter: Model US431 Serial No. ______ Calibration Buffers: ☑ 4 ☑ 7 ☐ 10
Conductivity Meter: Model ______ Serial No. ______ Calibration Solutions: 2.76 and ______
Dissolved Oxygen Meter: Model ______ Serial No. ______
Eh Meter: Model ______ Serial No. ______ Type ______

Pump: ☐ none ☐ Waterra ☑ Peristaltic ☐ Submersible
Bailer: ☑ none ☐ Stainless Steel ☐ Teflon ☐ PVC
Filter: ☐ Yes ☑ No

WELL DEVELOPMENT\PURGING

Purge volume: Well vol X ______ = ______ litres Method: ______
Flow Rate: 300 L/min Volume ______ Start: ______ Finish: ______

TIME	VOLUME REMOVED (L)	DISS O_2 (mg/L) or %	COND. (uS/cm)	pH (UNITS)	Eh (mV)	TEMP (°C)	Water Level (m btoc)	REMARKS
Stabilisation Range		+/- 10%	+/- 5%	+/- 0.1	+/- 10	+/- 0.5		
11:20		6.84	777	7.23	9	14.5		
11:25		6.52	732	7.00	10	13.6		
11:30		6.57	647	6.9	27	~~[illegible]~~ 13.5		
W								

Comments:

Odour: ☑ no ☐ yes if yes ______ Sheen ☑ no ☐ yes if yes ______
Turbidity Start: Clear | | | | | | | | | | | | | | | | | | | | | | | | | | | | | | Very Silty
Turbidity End: Clear | | | | | | | | | | | | | | | | | | | | | | | | | | | | | | Very Silty
Other: ______
Q6064-01

BOTTLE	Type		40mL	100mL	250mL	500mL	1L	2L	4L	Filtered		Preservatives
1	☐ Plastic	☑ Glass					2			☐ Yes	☒ No	
2	☑ Plastic	☐ Glass		1						☐ Yes	☒ No	HCL
3	☑ Plastic	☐ Glass		1						☐ Yes	☒ No	HNO_3
4	☑ Plastic	☐ Glass				1				☐ Yes	☒ No	
5	☐ Plastic	☑ Glass	3							☐ Yes	☒ No	
6	☐ Plastic	☐ Glass								☐ Yes	☐ No	
7	☐ Plastic	☐ Glass								☐ Yes	☐ No	
8	☐ Plastic	☐ Glass								☐ Yes	☐ No	

APPENDIX C

Calibration Sheets

Golder Associates

ENVIRONMENTAL FIELD EQUIPMENT CHECK
(Prior and After Use)

Job Number: 08 7643011

Date: 28/07/2010

Field Person: KC / CB

Instrument Supplier and Instrument ID : 90 - FLMV U5431
90 - FLMV U5433

Mandatory checks before you leave for the field and when you get back to the office (only for those instruments used and parameters measured):

Parameter (and potential units)	Standard Solution	Acceptable Range	Out Reading AM U5431	Out Reading PM U5433	In Reading AM U5431	In Reading PM U5433
Electrical Conductivity (µS/cm, mS/cm) Temp:_____	7,000 µS/cm KCl 12.88 mS/cm KCl	6,300 – 7,700 µS/cm or 6.3 – 7.7 mS/cm 11.70 – 14.00 mS/cm	2.84	2.75	2.70	2.82
TDS (mg/L, ppM, ppK)	7,000 µS/cm KCl	3,600 – 4,400 mg/L or ppM or 3.6 – 4.4 ppK				
Dissolved Oxygen (DO) (ppM Sal, %)	Clean air	10 – 11 ppm or 19 – 25%				
Redox (mV)	240 mV for platinum and gold probes	200 mV – 280 mV				
pH (no units)	pH 4.0 red or pH 7.0 green	pH 3.7 – 4.3 pH 6.7 – 7.3	4.15 7.13	4.15 7.07	4.10 6.95	4.16 7.10
PID (ppm)	Clean air	0 – 0.5 ppm				
	100 ppm	90 – 110 ppm				
			Out 3or X		**In** 3or X	
Interface probe	Diesel/water in glass jar	Intermittent/continuous beep				
			In field 1 to 5			
Whale pump strength	In field					
Methane, oxygen and carbon dioxide	Complete sheet specific to gas meter					

Golder Associates

ENVIRONMENTAL FIELD EQUIPMENT CHECK
(Prior and After Use)

Job Number: 087643011

Date: 24/5/10

Field Person: CW

Instrument Supplier and Instrument ID : Airmet 90FLMU 45439

Mandatory checks before you leave for the field and when you get back to the office (only for those instruments used and parameters measured):

Parameter (and potential units)	Standard Solution	Acceptable Range	Out Reading	In Reading
Electrical Conductivity (µS/cm, mS/cm) Temp:_____	7,000 µS/cm KCl 12.88 mS/cm KCl	6,300 – 7,700 µS/cm or 6.3 – 7.7 mS/cm 2.76 11.70 – 14.00 mS/cm	2.67	2.93
TDS (mg/L, ppM, ppK)	7,000 µS/cm KCl	3,600 – 4,400 mg/L or ppM or 3.6 – 4.4 ppK		
Dissolved Oxygen (DO) (ppM Sal, %)	Clean air	10 – 11 ppm or 19 – 25%		
Redox (mV)	240 mV for platinum and gold probes	200 mV – 280 mV		
pH (no units)	pH 4.0 red or pH 7.0 green	pH 3.7 – 4.3 4 pH 6.7 – 7.3 7	4.03 7.02	4.07 7.08
PID (ppm)	Clean air	0 – 0.5 ppm		
	100 ppm	90 – 110 ppm		
			Out 3or X	**In** 3or X
Interface probe	Diesel/water in glass jar	Intermittent/continuous beep		
			In field 1 to 5	
Whale pump strength	In field			
Methane, oxygen and carbon dioxide	Complete sheet specific to gas meter			

Golder Associates

ENVIRONMENTAL FIELD EQUIPMENT CHECK
(Prior and After Use)

Job Number: 087643011

Date: 25/5/10

Field Person: CW/DL

Instrument Supplier and Instrument ID : Aircet 90FLMV - U5439

Mandatory checks before you leave for the field and when you get back to the office (only for those instruments used and parameters measured):

Parameter (and potential units)	Standard Solution	Acceptable Range	Out Reading	In Reading
Electrical Conductivity (µS/cm, mS/cm) Temp:_____	7,000 µS/cm KCl 12.88 mS/cm KCl	6,300 – 7,700 µS/cm or 6.3 – 7.7 mS/cm 2.76 11.70 – 14.00 mS/cm	2.92	2.78
TDS (mg/L, ppM, ppK)	7,000 µS/cm KCl	3,600 – 4,400 mg/L or ppM or 3.6 – 4.4 ppK		
Dissolved Oxygen (DO) (ppM Sal, %)	Clean air	10 – 11 ppm or 19 – 25%		
Redox (mV)	240 mV for platinum and gold probes	200 mV – 280 mV		
pH (no units)	pH 4.0 red or pH 7.0 green	pH 3.7 – 4.3 pH 6.7 – 7.3	4.10 7.18	4.06 7.09
PID (ppm)	Clean air	0 – 0.5 ppm		
	100 ppm	90 – 110 ppm		
			Out 3or X	**In** 3or X
Interface probe	Diesel/water in glass jar	Intermittent/continuous beep		
			In field 1 to 5	
Whale pump strength	In field			
Methane, oxygen and carbon dioxide	Complete sheet specific to gas meter			

Golder Associates

ENVIRONMENTAL FIELD EQUIPMENT CHECK
(Prior and After Use)

Job Number: 08764301

Date: 26/5/10

Field Person: CB

Instrument Supplier and Instrument ID : Aimet 90FIMV 05439

Mandatory checks before you leave for the field and when you get back to the office (only for those instruments used and parameters measured):

Parameter (and potential units)	Standard Solution	Acceptable Range	Out Reading	In Reading
Electrical Conductivity (µS/cm, mS/cm) Temp:_____	7,000 µS/cm KCl 12.88 mS/cm KCl	6,300 – 7,700 µS/cm or 6.3 – 7.7 mS/cm 2.76mS 11.70 – 14.00 mS/cm	2.83	2.72
TDS (mg/L, ppM, ppK)	7,000 µS/cm KCl	3,600 – 4,400 mg/L or ppM or 3.6 – 4.4 ppK		
Dissolved Oxygen (DO) (ppM Sal, %)	Clean air	10 – 11 ppm or 19 – 25%		
Redox (mV)	240 mV for platinum and gold probes	200 mV – 280 mV		
pH (no units)	pH 4.0 red or pH 7.0 green	pH 3.7 – 4.3 pH 6.7 – 7.3	4.07 7.17	4.04 6.89
PID (ppm)	Clean air	0 – 0.5 ppm		
	100 ppm	90 – 110 ppm		
			Out 3or X	In 3or X
Interface probe	Diesel/water in glass jar	Intermittent/continuous beep		
			In field 1 to 5	
Whale pump strength	In field			
Methane, oxygen and carbon dioxide	Complete sheet specific to gas meter			

Golder Associates

ENVIRONMENTAL FIELD EQUIPMENT CHECK
(Prior and After Use)

Job Number: 087643011

Date: 27/5/16

Field Person: CW

Instrument Supplier and Instrument ID : Airmet 90FLMV-U5439

Mandatory checks before you leave for the field and when you get back to the office (only for those instruments used and parameters measured):

Parameter (and potential units)	Standard Solution	Acceptable Range	Out Reading	In Reading
Electrical Conductivity (µS/cm, mS/cm) Temp:_____	7,000 µS/cm KCl 12.88 mS/cm KCl	6,300 – 7,700 µS/cm or 6.3 – 7.7 mS/cm 11.70 – 14.00 mS/cm	2.79	2.80
TDS (mg/L, ppM, ppK)	7,000 µS/cm KCl	3,600 – 4,400 mg/L or ppM or 3.6 – 4.4 ppK		
Dissolved Oxygen (DO) (ppM Sal, %)	Clean air	10 – 11 ppm or 19 – 25%		
Redox (mV)	240 mV for platinum and gold probes	200 mV – 280 mV		
pH (no units)	pH 4.0 red or pH 7.0 green	pH 3.7 – 4.3 pH 6.7 – 7.3	4.00 6.98	4.36 7.46
PID (ppm)	Clean air	0 – 0.5 ppm		4.24
	100 ppm	90 – 110 ppm		7.27
			Out 3or X	**In** 3or X
Interface probe	Diesel/water in glass jar	Intermittent/continuous beep		
			In field 1 to 5	
Whale pump strength	In field			
Methane, oxygen and carbon dioxide	Complete sheet specific to gas meter			

Change solutions

new readings

* Recharge battery overnight and check calibration in morning.

Golder Associates

ENVIRONMENTAL FIELD EQUIPMENT CHECK
(Prior and After Use)

Job Number: 087643011

Date: 31/5/10

Field Person: CW/CB

Instrument Supplier and Instrument ID : Aimet 90FLMV

Mandatory checks before you leave for the field and when you get back to the office (only for those instruments used and parameters measured):

Parameter (and potential units)	Standard Solution	Acceptable Range	Out Reading	In Reading
Electrical Conductivity (µS/cm, mS/cm) Temp:_____	7,000 µS/cm KCl 12.88 mS/cm KCl	6,300 – 7,700 µS/cm or 6.3 – 7.7 mS/cm 11.70 – 14.00 mS/cm	2.81	2.77
TDS (mg/L, ppM, ppK)	7,000 µS/cm KCl	3,600 – 4,400 mg/L or ppM or 3.6 – 4.4 ppK		
Dissolved Oxygen (DO) (ppM Sal, %)	Clean air	10 – 11 ppm or 19 – 25%		
Redox (mV)	240 mV for platinum and gold probes	200 mV – 280 mV		
pH (no units)	pH 4.0 red or pH 7.0 green	pH 3.7 – 4.3 pH 6.7 – 7.3	4.07 7.15	4.15 7.29
PID (ppm)	Clean air	0 – 0.5 ppm		
	100 ppm	90 – 110 ppm		
			Out 3or X	**In** 3or X
Interface probe	Diesel/water in glass jar	Intermittent/continuous beep		
			In field 1 to 5	
Whale pump strength	In field			
Methane, oxygen and carbon dioxide	Complete sheet specific to gas meter			

Golder Associates

ENVIRONMENTAL FIELD EQUIPMENT CHECK
(Prior and After Use)

Job Number: 08764 3011

Date: 01/06/10

Field Person: CB

Instrument Supplier and Instrument ID : Airmet TO FLM V - U5439.

Mandatory checks before you leave for the field and when you get back to the office (only for those instruments used and parameters measured):

Parameter (and potential units)	Standard Solution	Acceptable Range	Out Reading	In Reading
Electrical Conductivity (µS/cm, mS/cm) Temp:_____	7,000 µS/cm KCl 12.88 mS/cm KCl	6,300 – 7,700 µS/cm or 6.3 – 7.7 mS/cm 11.70 – 14.00 mS/cm	2.84	2.80
TDS (mg/L, ppM, ppK)	7,000 µS/cm KCl	3,600 – 4,400 mg/L or ppM or 3.6 – 4.4 ppK		
Dissolved Oxygen (DO) (ppM Sal, %)	Clean air	10 – 11 ppm or 19 – 25%		
Redox (mV)	240 mV for platinum and gold probes	200 mV – 280 mV		
pH (no units)	pH 4.0 red or pH 7.0 green	pH 3.7 – 4.3 pH 6.7 – 7.3	4.09 7.17	3.99 7.10
PID (ppm)	Clean air	0 – 0.5 ppm		
	100 ppm	90 – 110 ppm		
			Out 3or X	**In** 3or X
Interface probe	Diesel/water in glass jar	Intermittent/continuous beep		
			In field 1 to 5	
Whale pump strength	In field			
Methane, oxygen and carbon dioxide	Complete sheet specific to gas meter			

Golder Associates

ENVIRONMENTAL FIELD EQUIPMENT CHECK
(Prior and After Use)

Job Number: 037643011

Date: 2/6/10

Field Person: CW

Instrument Supplier and Instrument ID : Acmet 90FLMV-115439

Mandatory checks before you leave for the field and when you get back to the office (only for those instruments used and parameters measured):

Parameter (and potential units)	Standard Solution	Acceptable Range	Out Reading	In Reading
Electrical Conductivity (µS/cm, mS/cm) Temp:_____	7,000 µS/cm KCl 12.88 mS/cm KCl	6,300 – 7,700 µS/cm or 6.3 – 7.7 mS/cm 2.76 11.70 – 14.00 mS/cm	2.80	2.76
TDS (mg/L, ppM, ppK)	7,000 µS/cm KCl	3,600 – 4,400 mg/L or ppM or 3.6 – 4.4 ppK		
Dissolved Oxygen (DO) (ppM Sal, %)	Clean air	10 – 11 ppm or 19 – 25%		
Redox (mV)	240 mV for platinum and gold probes	200 mV – 280 mV		
pH (no units)	pH 4.0 red or pH 7.0 green	pH 3.7 – 4.3 - 4 pH 6.7 – 7.3 - 7	4.09 7.20	3.99 6.94
PID (ppm)	Clean air	0 – 0.5 ppm		
	100 ppm	90 – 110 ppm		
			Out 3or X	**In** 3or X
Interface probe	Diesel/water in glass jar	Intermittent/continuous beep		
			In field 1 to 5	
Whale pump strength	In field			
Methane, oxygen and carbon dioxide	Complete sheet specific to gas meter			

Gas Detection Air Sampling & Monitoring Environmental & Water Quality Monitoring

Air-Met Scientific Pty Ltd

ABN 73 006 849 949

Ph 1300 137 067

MP30 Drawdown Meter

Instrument **MP30 Drawdown Meter**
Serial No. **1458**

Item	Test	Pass	
Battery	Compartment	✓	
	Cap above 7.9v	✓	9v
Probe	Cleaned/Decon.	✓	
	Operation	✓	
Connectors	Condition	✓	
Tape check	Cleaned	✓	
	Checked for cuts	✓	
Instrument Test	At surface level	✓	

This is to certify that the above instrument has been cleaned and tested

Tested By **Daizee Wiles**

Test Date **20-May-10**

Next Test **19-Nov-10**

Gas Detection Air Sampling & Monitoring Environmental & Water Quality Monitoring

Airmet scientific Pty Ltd

ABN 73 006 849 949

Ph 1300 137 067

Multi Parameter Water Meter

Instrument **90 FLMV**
Serial No. **U5439**

Item	Test	Pass	Comments
Battery	Charge Condition	✓	
	Fuses	✓	
	Capacity	✓	
	Recharge OK?	✓	
Switch/keypad	Operation	✓	
Display	Intensity	✓	
	Operation (segments)	✓	
Grill Filter	Condition	✓	
	Seal	✓	
PCB	Condition	✓	
Connectors	Condition	✓	
Sensor	1. pH	✓	
	2. mV	✓	
	3. Salinity	✓	
	4. D.O	✓	
	5. Temp	✓	
Alarms	Beeper		
	Settings		
Software	Version		
Data logger	Operation		
Download	Operation		
Other tests:			

Certificate of Calibration

This is to certify that the above instrument has been calibrated to the following specifications:

Diffusion mode Aspirated mode

Standards					
1. pH 7.00	✓	7. DO Air	✓		
2. pH 4.00	✓				
3. EC 0.00ms/cm	✓				
4. EC 2.76ms/cm	✓				
Temp C	✓				
6. 240 Redox (mV)	✓				
7. DO 0.00 ppm	✓				

Calibrated by: **Daizee Wiles**

Calibration date: **21-May-10**

Next calibration due: **17-Nov-10**

Gas Detection Air Sampling & Monitoring Environmental & Water Quality Monitoring

airmet

Air-Met Scientific Pty Ltd

ABN 73 006 849 949

Ph 1300 137 067

Multi Parameter Water Meter

Instrument **90 FLMV**
Serial No. **U5431**

Item	Test	Pass	Comments
Battery	Charge Condition	✓	
	Fuses	✓	
	Capacity	✓	
	Recharge OK?	✓	
Switch/keypad	Operation	✓	
Display	Intensity	✓	
	Operation (segments)	✓	
Grill Filter	Condition	✓	
	Seal	✓	
PCB	Condition	✓	
Connectors	Condition	✓	
Sensor	1. pH	✓	
	2. mV	✓	
	3. Salinity	✓	
	4. D.O	✓	
	5. Temp	✓	
Alarms	Beeper		
	Settings		
Software	Version		
Data logger	Operation		
Download	Operation		
Other tests:			

Certificate of Calibration

This is to certify that the above instrument has been calibrated to the following specifications:

Diffusion mode Aspirated mode

Standards					
ph 7.00	✓	7. DO Air	✓		
2. pH 4.00	✓				
3. EC 0.00ms/cm	✓				
4. EC 2.76ms/cm	✓				
Temp C	✓				
6. 240 Redox (mV)					
7. DO 0.00 ppm	✓				

Calibrated by: **Daizee Wiles**

Calibration date: **23-Jul-10**

Next calibration due: **19-Jan-11**

APPENDIX D

Limitations

LIMITATIONS

This Document has been provided by Golder Associates Pty Ltd ("Golder") subject to the following limitations:

This Document has been prepared for the particular purpose outlined in Golder's proposal and no responsibility is accepted for the use of this Document, in whole or in part, in other contexts or for any other purpose.

The scope and the period of Golder's Services are as described in Golder's proposal, and are subject to restrictions and limitations. Golder did not perform a complete assessment of all possible conditions or circumstances that may exist at the site referenced in the Document. If a service is not expressly indicated, do not assume it has been provided. If a matter is not addressed, do not assume that any determination has been made by Golder in regards to it.

Conditions may exist which were undetectable given the limited nature of the enquiry Golder was retained to undertake with respect to the site. Variations in conditions may occur between investigatory locations, and there may be special conditions pertaining to the site which have not been revealed by the investigation and which have not therefore been taken into account in the Document. Accordingly, additional studies and actions may be required.

In addition, it is recognised that the passage of time affects the information and assessment provided in this Document. Golder's opinions are based upon information that existed at the time of the production of the Document. It is understood that the Services provided allowed Golder to form no more than an opinion of the actual conditions of the site at the time the site was visited and cannot be used to assess the effect of any subsequent changes in the quality of the site, or its surroundings, or any laws or regulations.

Any assessments made in this Document are based on the conditions indicated from published sources and the investigation described. No warranty is included, either express or implied, that the actual conditions will conform exactly to the assessments contained in this Document.

Where data supplied by the client or other external sources, including previous site investigation data, have been used, it has been assumed that the information is correct unless otherwise stated. No responsibility is accepted by Golder for incomplete or inaccurate data supplied by others.

Golder may have retained subconsultants affiliated with Golder to provide Services for the benefit of Golder. To the maximum extent allowed by law, the Client acknowledges and agrees it will not have any direct legal recourse to, and waives any claim, demand, or cause of action against, Golder's affiliated companies, and their employees, officers and directors.

This Document is provided for sole use by the Client and is confidential to it and its professional advisers. No responsibility whatsoever for the contents of this Document will be accepted to any person other than the Client. Any use which a third party makes of this Document, or any reliance on or decisions to be made based on it, is the responsibility of such third parties. Golder accepts no responsibility for damages, if any, suffered by any third party as a result of decisions made or actions based on this Document.

At Golder Associates we strive to be the most respected global group of companies specialising in ground engineering and environmental services. Employee owned since our formation in 1960, we have created a unique culture with pride in ownership, resulting in long-term organisational stability. Golder professionals take the time to build an understanding of client needs and of the specific environments in which they operate. We continue to expand our technical capabilities and have experienced steady growth with employees now operating from offices located throughout Africa, Asia, Australasia, Europe, North America and South America.

Africa	+ 27 11 254 4800
Asia	+ 852 2562 3658
Australasia	+ 61 3 8862 3500
Europe	+ 356 21 42 30 20
North America	+ 1 800 275 3281
South America	+ 55 21 3095 9500

solutions@golder.com
www.golder.com

Golder Associates Pty Ltd
Level 3, 1 Havelock Street
West Perth, Western Australia 6005
Australia
T: +61 8 9213 7600

Golder Associates