







**M80/628**

Savannah Basalt Quarry

**Legend**

-  Approved Quarry
-  L80/80
-  M80/628
-  Parkup area
-  WATER BORE
-  Weighbridge

L80/80

M80/628

Weighbridge

Workshop

Kimberley Quarries - Kununurra Basalt Quarry

WATER BORE

Parkup area

Approved Quarry

Google Earth

Image © 2025 Airbus

400 m

