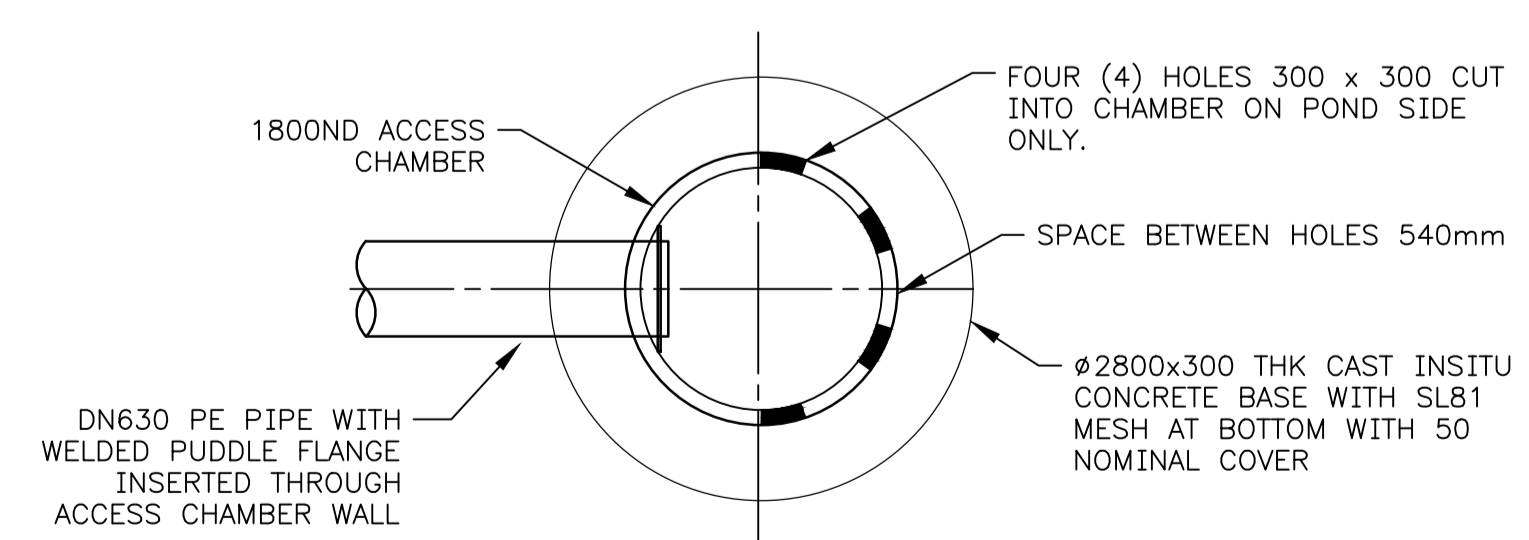
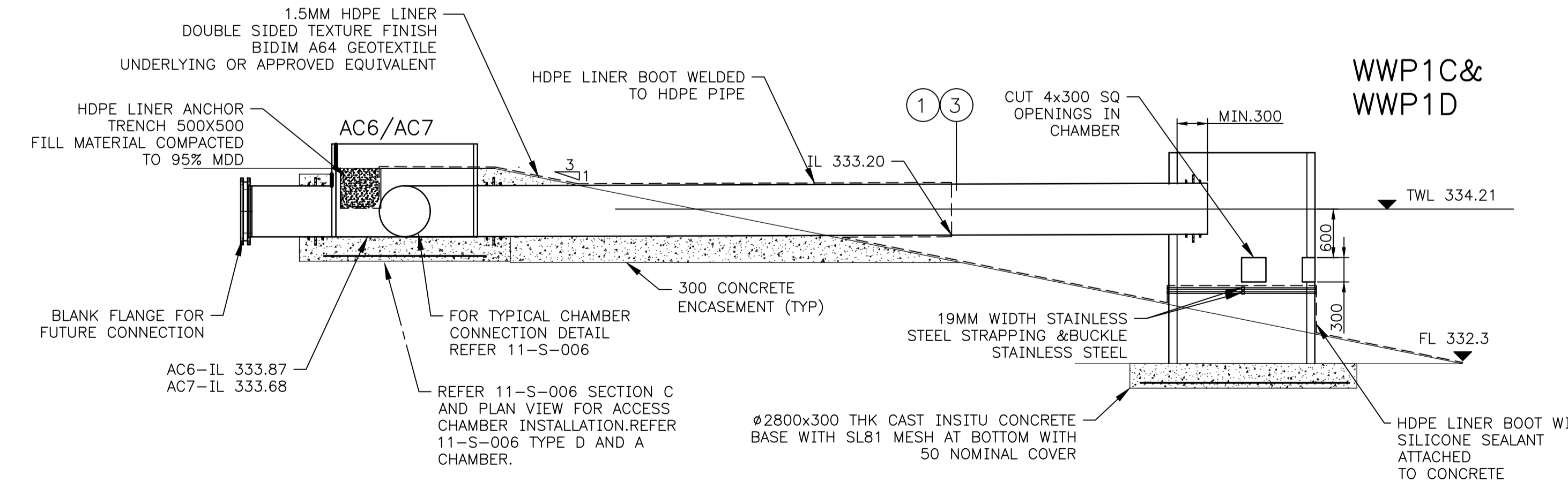


SECTION E
SCALE 1:50
WWP1C & WWP1D HDPE LINER INSTALLATION AND BALANCING PIPE



OUTLET CHAMBER PLAN VIEW
SCALE 1:50

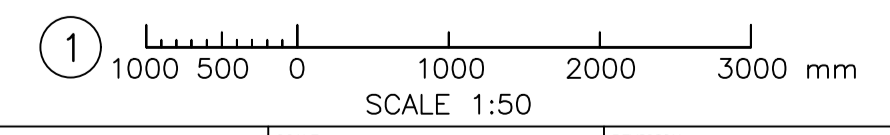


POND'S WWP1C & WWP1D OUTLET CHAMBER DETAIL
SCALE 1:50

NOTES

1. LOCATION OF EACH EMBANKMENT IS SHOWN ON DRAWING 11-S-002.
2. REFER TO DRAWING 11-S-001 NOTES FOR HDPE LINING AND TOP OF BANK FINISH DETAILS.
3. EMBANKMENT FINISH LEVELS AND TRIM TOLERANCES +/- 100mm.

PRELIMINARY
NOT FOR CONSTRUCTION



				City of Kalgoorlie - Boulder CITY SEWERAGE RETICULATION SOUTH BOULDER WWTP EMBANKMENT DETAILS SHT 1 OF 2		DRAWN FJ CHECKED GD DATE 30.03.26 REVISION A SHEET 1 OF 1 ORIGINAL SIZE A1
REV	DATE	AMENDMENT	DRN	APPD	11-S-012	
A	30/03/26	PONDS 1C & 1D - ISSUE FOR REVIEW	FJ	GD		