



## Annual Audit Compliance Report Form

*Environmental Protection Act 1986, Part V Division 3*

Once completed, please submit this form either via email to [info@dwer.wa.gov.au](mailto:info@dwer.wa.gov.au), or to the below postal address:

Department of Water and Environmental Regulation  
Locked Bag 10  
Joondalup DC WA 6919

Section A – Licence details			
Licence number:	L6900/1997/13	Licence file number:	L105/97
Licence holder name:	Shire of Gingin		
Trading as:	Shire of Gingin – Gingin Landfill Facility		
ACN:			
Registered business address:	7 Brockman Street GINGIN WA 6503		
Reporting period:	01/01/2025 to 31/12/2025		

Section B – Statement of compliance with licence conditions
Did you comply with all of your licence conditions during the reporting period? (please tick the appropriate box)
<input type="checkbox"/> Yes – please complete: <ul style="list-style-type: none"><li>• section C;</li><li>• section D (if required); and</li><li>• sign the declaration in Section F.</li></ul>
<input checked="" type="checkbox"/> No – please complete: <ul style="list-style-type: none"><li>• section C;</li><li>• section D (if required);</li><li>• section E; and</li><li>• sign the declaration in Section F.</li></ul>

Section C – Statement of actual production	
Provide the actual production quantity for this reporting period. Supporting documentation is to be attached.	
Prescribed premises category	Actual production quantity
Class 2 – Putrescible Landfill Site	2,419.82


Section D – Statement of actual Part 2 waste discharge quantity	
Provide the actual Part 2 waste discharge quantity for this reporting period. Supporting documentation is to be attached.	
Prescribed premises category	Actual Part 2 waste discharge quantity
N/A	N/A

Section E – Details of non-compliance with licence condition			
Please use a separate page for each condition with which the licence holder was non-compliant at a time during the reporting period.			
Condition no:	18	Date(s) of non-compliance:	24/04/2025
Details of non-compliance:			
The Annual Monitoring Report containing the monitoring data for 2024 was provided in April after the 31 March 2024.			
What was the actual (or suspected) environmental impact of the non-compliance? <b>NOTE</b> – please attach maps or diagrams to provide insight into the precise location of where the non-compliance took place.			
None			
Cause (or suspected cause) of non-compliance:			
Not Applicable			
Action taken to mitigate any adverse effects of non-compliance and prevent recurrence of the non-compliance:			
Changed personnel responsible for managing waste.			
Was this non-compliance previously reported to DWER? No			
<input type="checkbox"/> Yes, and			
<input type="checkbox"/> Reported to DWER verbally		Date: / /	
<input type="checkbox"/> Reported to DWER in writing		Date: / /	

**Section F – Declaration**

I / We declare that the information in this Annual Audit Compliance Report is true and correct and is not false or misleading in a material particular<sup>1</sup>.

I / We consent to the Annual Audit Compliance Report being published on the Department of Water and Environmental Regulation's (DWER) website.



Date:	11/02/2025	Date:	28.3.26
Seal (if signing under seal):			

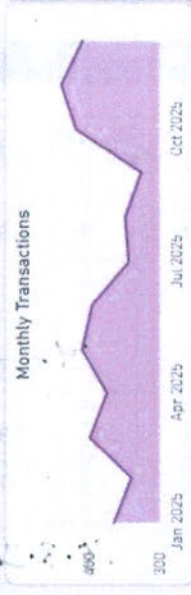
<sup>1</sup> It is an offence under section 112 of the *Environmental Protection Act 1986* for a person to give information on this form that to their knowledge is false or misleading in a material particular.

<sup>2</sup> AACRs can only be signed by the licence holder or an authorised person with the legal authority to sign on behalf of the licence holder.

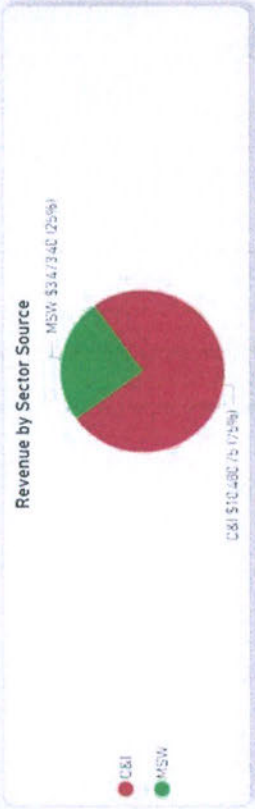


1/1/2025 - 12/31/2025

2,419.82 Tonnes  
 \$13,954.15 Revenue  
 4,547 Transactions  
 4,119 Tip Passes



Waste Category	Waste Sub-Category	Net Weight (Tonnes)	Revenue	Tip Passes
Batteries	Light Vehicle Batteries	0.22	\$0.00	0
Bulky Wastes	Furniture	0.02	\$0.00	0
Bulky Wastes	Mattresses	0.10	\$0.00	17
C&C Wastes	Clear Fill	253.90	\$0.00	0
C&C Wastes	Concrete	68.40	\$0.00	0
Cardboard	Cardboard/Paper Packaging	2.06	\$0.00	0
Household	Appliances	0.54	\$502.60	0
Household	Waste Oil	2.14	\$25.00	1
Large Appliances	Kitchen Equipment	0.10	\$0.00	0
Metal	Non-Packaging	113.86	\$0.00	9
Mixed Dry Recyclables	Commingled Recycling	0.25	\$0.00	0
Mixed Dry Recyclables	Domestic	10.14	\$501.00	10
Mixed Putrescible Waste	Domestic Waste Commingled	735.01	\$0.00	0
Mixed Putrescible Waste	Domestic Waste Commingled	1,082.00	\$10,994.35	2,276
Organics	Organic Waste	0.41	\$28.20	0
<b>Total</b>		<b>2,419.82</b>	<b>\$13,954.15</b>	<b>4,119</b>



**Customer Type Summary**

<b>Commercial</b>	\$10,480.75 Revenue	105.89 Tonnes
<b>Council</b>	\$0.00 Revenue	1,001.10 Tonnes
<b>Domestic</b>	\$3,473.40 Revenue	1,312.82 Tonnes



**Top Customers**

<b>Golden Egg Farms (AAA Eggs)</b>	\$1,947.50 Revenue	7.91 Tonnes
<b>Scope Group Pty Ltd</b>	\$2,946.80 Revenue	10.92 Tonnes



- Home Page
- All Transactions
- Commercial Transactions
- Tip Pass Data
- Data Summary
- Site Visit Data
- Waste Trends
- Data Categories
- Location
- Council
- Tip Pass
- Change Category
- Incorrect Entry
- Rejected Load
- Admin