



## Annual Audit Compliance Report Form

*Environmental Protection Act 1986, Part V Division 3*

Once completed, please submit this form either via email to [info@dwer.wa.gov.au](mailto:info@dwer.wa.gov.au), or to the below postal address:

Department of Water and Environmental Regulation  
Locked Bag 10  
Joondalup DC WA 6919

### Section A – Licence details

Licence number:	L8148/2006/4	Licence file number:	2014/000374
Licence holder name:	KOOLAN IRON ORE PTY LTD		
Trading as:	KOOLAN IRON ORE PTY LTD		
ACN:	099 455 277		
Registered business address:	PO Box 55 WEST PERTH WA 6872		
Reporting period:	01 / 01 / 2021 to 31 / 12 / 2021		

### Section B – Statement of compliance with licence conditions

Did you comply with all of your licence conditions during the reporting period?  
(please tick the appropriate box)

- Yes – please complete:
- section C;
  - section D (if required); and
  - sign the declaration in Section F.
- No – please complete:
- section C;
  - section D (if required);
  - section E; and
  - sign the declaration in Section F.

### Section C – Statement of actual production

Provide the actual production quantity for this reporting period. Supporting documentation is to be attached.

Prescribed premises category	Actual production quantity
5	1,186,257 tonnes
6	4,492,821.8 m <sup>3</sup>
12	0
54	85.92 m <sup>3</sup> per day
58	1,113,834 tonnes
64	970 tonnes
73	1000 cubic meters

Section D – Statement of actual Part 2 waste discharge quantity	
Provide the actual Part 2 waste discharge quantity for this reporting period. Supporting documentation is to be attached.	
Prescribed premises category	Actual Part 2 waste discharge quantity
N/A	N/A

Section E – Details of non-compliance with licence condition			
Please use a separate page for each condition with which the licence holder was non-compliant at a time during the reporting period.			
Condition no:	2.2.3	Date(s) of non-compliance:	As per ET1 submitted
Details of non-compliance:			
<p>Total suspended solids (TSS mg/L) recorded during monitoring of dewatering discharges at W1 (Settlement Pond) exceeded the limit on a number of days (n=5). Notifications to DWER were made under conditions 4.2.2 and 4.3.1. Quarterly ET1 reports were submitted in two quarters after there were a total of 5 days when TSS exceeded 20 mg/L. The average TSS concentration on days of emissions over the course of the year was 7.7 mg/L.</p>			
Table 7: Summary of daily samples taken during the 2021 reporting period.			
LOCATIONS		TSS	TRH
Settlement Pond (M12)		266	12
Settlement Pond Direct (M12a)		20	1
Main Pit Contingency (M14)		NA	NA
Mullet Pit (M15)		NA	NA
What was the actual (or suspected) environmental impact of the non-compliance?			
<p><b>NOTE</b> – please attach maps or diagrams to provide insight into the precise location of where the non-compliance took place.</p>			
<p>No actual or potential impacts are known to have occurred. The mixing afforded at the outlet diffuser accounts for full mixing of dewatering releases from site. KIO continues to monitor receiving water quality and environmental condition in accordance with Statement 715 Marine Management Plan.</p>			
<p>Refer to Annual Environment Report and other details supplied in Compliance Assessment Reports.</p>			
Cause (or suspected cause) of non-compliance:			
<p>At times, the rate of ingress into the Main Pit requiring dewatering and elevated suspended solids levels in influent to the settlement pond treatment was very high (&gt;200 mg/L TSS).</p>			
Action taken to mitigate any adverse effects of non-compliance and prevent recurrence of the non-compliance:			



**Section E – Details of non-compliance with licence condition**

Daily sampling results that exceeded TSS limit were reported internally for review and action, and then to DWER on a quarterly basis as required under conditions 4.2.2 and 4.3.1 of the Licence. Corrective actions were implemented aiming to improve water quality.

Corrective actions undertaken in response to days of elevated TSS included:

- reducing pumping rates
- moving pumps to deeper water
- changing mining activities that were potentially affecting water quality at the source
- suspending dewatering until TSS in source water had settled
- deploying curtain (silt) booms in the settlement pond to contain suspended solids

Longer-term methods are also being developed including consideration of further designs to pre-treat mine dewatering influent.

Was this non-compliance previously reported to DWER?

Yes, and

Reported to DWER verbally

Reported to DWER in writing

Date: 28 / 04 / 2021 and 27 / 01 / 2022

**Section E – Details of non-compliance with licence condition**

Please use a separate page for each condition with which the licence holder was non-compliant at a time during the reporting period.

Condition no:	1.3.5	Date(s) of non-compliance:	As per N1 forms submitted
---------------	-------	----------------------------	---------------------------

Details of non-compliance:

In two months of 2021, the influent volume to the sewage facility exceeded the premises design capacity of 100 m<sup>3</sup>/day. This slightly elevated rates meant that retention times in sewage treatment package plant chambers was less than design, but effluent production and disposal to land via licensed outlets (L1 and L2) were routinely kept. The mean daily throughput rates were 104 m<sup>3</sup> in May 2021 and 101 m<sup>3</sup> for June 2021.

What was the actual (or suspected) environmental impact of the non-compliance?

**NOTE** – please attach maps or diagrams to provide insight into the precise location of where the non-compliance took place.

No actual or potential impacts occurred. The final land disposal (by containment, evaporation and percolation) of daily volumes afforded complete treatment of wastewaters at the licensed premises.

Refer to Annual Environment Report for other details supplied.

Cause (or suspected cause) of non-compliance:

**Section E – Details of non-compliance with licence condition**

In those periods (May/June 2021), a large workforce domiciled in camp with consequent elevated influent volumes to the sewage facility due to room accommodations and related activities at mess facilities. The workforce serving site's projects was temporary and more-typical workforce numbers were re-established in H2 2021, when the usual loads to the sewage facility reduced to well within the limit.

Action taken to mitigate any adverse effects of non-compliance and prevent recurrence of the non-compliance:

To reduce the influent loads to the WWTP, a water management program (reduction and grey water re-handling) was adopted and some greywater (laundry) volumes delivered into other approved on-site systems (ie. at Mine Operation Centre). This reduced the daily load into the WWTP in subsequent months in 2021, and as of 2022, many projects have been completed and personnel have left site.

Was this non-compliance previously reported to DWER?

Yes, and

Reported to DWER verbally




Reported to DWER in writing

Date: 20 / 06 / 2021 (and 30/03/22)

**Section F – Declaration**

I / We declare that the information in this Annual Audit Compliance Report is true and correct and is not false or misleading in a material particular<sup>1</sup>.

I / We consent to the Annual Audit Compliance Report being published on the Department of Water and Environmental Regulation's (DWER) website.

Signature <sup>2</sup> :		Signature:	
Name: (printed)		Name: (printed)	
Position:		Position:	
Date:	31 / 03 / 2022	Date:	
Seal (if signing under seal):			

<sup>1</sup> It is an offence under section 112 of the *Environmental Protection Act 1986* for a person to give information on this form that to their knowledge is false or misleading in a material particular.

<sup>2</sup> AACRs can only be signed by the licence holder or an authorised person with the legal authority to sign on behalf of the licence holder.