



Annual Audit Compliance Report Form

Environmental Protection Act 1986, Part V

Once completed, please submit this form either via email to info-der@dwer.wa.gov.au, or to the below postal address:

Department of Water and Environmental Regulation
Locked Bag 33 Cloisters Square
PERTH WA 6850

Section A – Licence Details			
Licence number:	L8464/2010/2	Licence file number:	2013/001363
Licence holder:	Fortescue Metals Group Ltd		
Trading as:	FMG Solomon Pty Ltd		
ACN:	128 959 179		
Registered address:	Level 2, 87 Adelaide Terrace East Perth 6004 WA		
Reporting period:	01/01/2018 to 31/12/2018		

Section B – Statement of Compliance with Licence Conditions
Did you comply with all of your licence conditions during the reporting period? (please tick the appropriate box)
<input type="checkbox"/> Yes – please complete: <ul style="list-style-type: none">• section C;• section D if required; and• sign the declaration in Section F.
<input checked="" type="checkbox"/> No – please complete: <ul style="list-style-type: none">• section C;• section D if required;• section E; and• sign the declaration at Section F.

Section C – Statement of Actual Production	
Provide the actual production quantity for this reporting period. Supporting documentation is to be attached.	
Prescribed Premises Category	Actual Production Quantity
5 – Processing or beneficiation of metallic or non-metallic ore	72,546,181 tonnes
54 – Sewage facility	343 cubic metres per day
57 – Used tyre storage (general)	520 average used tyres stored per month
61 – Liquid waste facility	20,160 tonnes
62 – Solid waste depot	2,767.82 tonnes
64 – Class II putrescible landfill site	833.96 tonnes

Section C – Statement of Actual Production	
73 – Bulk storage of chemicals	8,565 cubic metres in aggregate

Section D – Statement of Actual Part 2 Waste Discharge Quantity	
Provide the actual Part 2 waste discharge quantity for this reporting period. Supporting documentation is to be attached.	
Prescribed Premises Category	Actual Part 2 Waste Discharge Quantity
6c Mine dewatering	12,951,321 kL
6a Tailings	5,786,399 t

Section E – Details of Non-Compliance with Licence Condition			
Please use a separate page for each condition with which the licence holder was non-compliant at a time during the reporting period.			
Condition no:	1.2.4	Date(s) of non-compliance:	13 th December 2018
Details of non-compliance:			
During December 2018, bushfires at the Solomon mine destroyed irrigation infrastructure within the Kangi Camp WWTP irrigation field resulting in discharge of treated wastewater (approximately 8.15ML) outside the authorized boundary.			
What was the actual (or suspected) environmental impact of the non-compliance? NOTE – please attach maps or diagrams to provide insight into the precise location of where the non-compliance took place.			
The actual environmental impact is expected to be negligible. Water quality results of treated wastewater collected from the Kangi Camp WWTP discharge point (L2) in January 2019 are displayed in Table 1. The approximate location of treated wastewater release outside of the fence line is defined in Appendix 1.			
Cause (or suspected cause) of non-compliance:			
Fire caused by lightning strike destroying infrastructure within the Kangi Camp WWTP irrigation field.			
Action taken to mitigate any adverse effects of non-compliance and prevent recurrence of the non-compliance:			
Actions to reduce the risk of recurrence include, but are not limited to: <ul style="list-style-type: none"> • Additional fire breaks around both the Kangi Camp and Dally Camp WWTP irrigation infrastructure. • Construction of an earthen windrow around the perimeter of the Kangi Camp WWTP irrigation field. • Reconstruction of irrigation field infrastructure. 			
Was this non-compliance previously reported to DWER?			

Section E – Details of Non-Compliance with Licence Condition

Yes, and

Reported to DWER verbally

Date: / /

Reported to DWER in writing

Date:


Table 1: Results from January 2019 Kangi Camp WWTP irrigation field (L2) treated wastewater monitoring.

Sample Date	Biochemical Oxygen Demand (mg/L)	Total Suspended Solids (mg/L)	Field pH	Laboratory pH	Total Nitrogen (mg/L)	Total Phosphorus (mg/L)	<i>E.coli</i> (cfu/100mL)
03/01/2019	<5	30	7.93	8.0	13	4.5	<2

Section F – Declaration

I / We declare that the information in this Annual Audit Compliance Report is true and correct and is not false or misleading in a material particular¹.

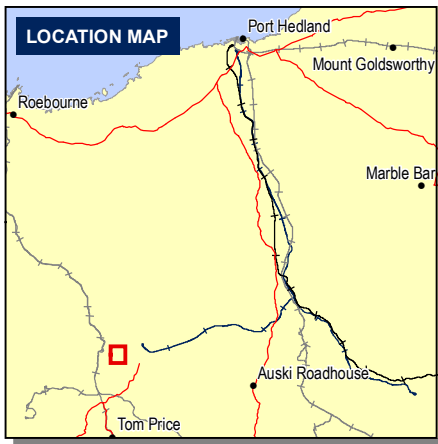

I / We consent to the Annual Audit Compliance Report being published on the Department of Water and Environmental Regulation's (DWER) website.

Signature ² :		Signature:	
Name: (printed)	EUNMO DE Freitas Peres	Name: (printed)	
Position:	ACTING DIRECTOR OPERATIONS	Position:	
Date:	28/03/19	Date:	
Seal (if signing under seal):			

¹ It is an offence under section 112 of the *Environmental Protection Act 1986* for a person to give information on this form that to their knowledge is false or misleading in a material particular.

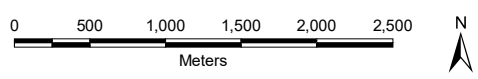
² AACRs can only be signed by the licence holder or an authorised person with the legal authority to sign on behalf of the licence holder.

Appendix 1: Map SO_MP_EN_0422_r0 – Location of Non-Compliance with Condition 1.2.4



LEGEND

- Camp
- Approximate Area of Release
- Kangji Camp Irrigation Field Fenceline
- Solomon Mine Development Envelope



Location of Non-Compliance Relating to Condition 1.2.4

Requested By: A. Lindsay
 Drawn By: N. Rappa
 Revised By: nrapa
 Approved By: P. Mastalir
 Scale: 1:50,000
 Coordinate System: GDA 1994 MGA Zone 50
 Document Name: SO_MP_EN_0422_r0

Date: 01-Mar-19
 Size: A4P
 Revision: 0
 Confidentiality: 0

Data Source(s):
 Aerial; FMG and Landgate, 2019
 All other data; FMG, 2019

FMG accepts no liability and gives no representation or warranty, express or implied, as to the information provided including its accuracy, completeness, merchantability or fitness for purpose.

