



Annual Audit Compliance Report Form
Environmental Protection Act 1986, Part V


Section A – Licence Details			
Licence number:	L4597/1988/14	Licence file number:	DER2014/000887
Licence holder:	[REDACTED]		
Trading as:			
ACN:			
Registered address:			
Reporting period:	01 /10 / 2020	to	31 /09 / 2021

Section B – Statement of Compliance with Licence Conditions
Did you comply with all of your licence conditions during the reporting period? (please tick the appropriate box)
<input type="checkbox"/> Yes – please complete: <ul style="list-style-type: none">• section C;• section D if required; and• sign the declaration in Section F.
<input checked="" type="checkbox"/> No – please complete: <ul style="list-style-type: none">• section C;• section D if required;• section E; and• sign the declaration at Section F.

Section C – Statement of Actual Production	
Provide the actual production quantity for this reporting period. Supporting documentation is to be attached.	
Prescribed Premises Category	Actual Production Quantity
05: Processing or beneficiation of metallic or non-metallic ore	1,396,555 milled dry tonnes

Section D – Statement of Actual Part 2 Waste Discharge Quantity	
Provide the actual Part 2 waste discharge quantity for this reporting period. Supporting documentation is to be attached.	
Prescribed Premises Category	Actual Part 2 Waste Discharge Quantity
05: Processing or beneficiation of metallic or non-metallic ore	1,396,555 m ³ tailings slurry discharged to TSF
06: Mine dewatering	7,033,318 kL

Section E – Details of Non-Compliance with Licence Condition			
Please use a separate page for each condition with which the licence holder was non-compliant at a time during the reporting period.			
Condition no:	2.4.1	Date(s) of non-compliance:	20/4/2021, 8/6/21 & 30/6/21
Details of non-compliance:			
Water level at PZ99-B1 has been monitored above 4m below ground level on the 20/4/2021 at 3.54mbtoc, 8/6/21 at 2.89mbtoc and 30/6/21 at 2.54mbtoc. This was reported to Barto by the monitoring contractor on the 30/6/21 at 5.30pm.			
What was the actual (or suspected) environmental impact of the non-compliance?			
NOTE – please attach maps or diagrams to provide insight into the precise location of where the non-compliance took place.			
Environmental impact is expected to be negligible as the volumes are low - maximum WAD cyanide concentrations are below the reportable limit of 0.5mg/L for groundwater monitoring bores surrounding the TSF.			
Cause (or suspected cause) of non-compliance:			
PZ99-B1 is located (as per Picture 1) on the wall of TSF2E which due to the construction of TSF3 is now inside the footprint of the tailings facility.			
Picture 1. PZ99-B1 in wall of TSF2E.			
Action taken to mitigate any adverse effects of non-compliance and prevent recurrence of the non-compliance:			
Nil, this will be a recurring reading until piezometer is encapsulated in tailings. Contractor instructed to ensure reporting to Barto in timely manner.			
Was this non-compliance previously reported to DWER?			
Yes			

Section E – Details of Non-Compliance with Licence Condition			
Please use a separate page for each condition with which the licence holder was non-compliant at a time during the reporting period.			
Condition no:	1.2.1 & 1.2.4	Date(s) of non-compliance:	13/09/2021
Details of non-compliance:			
The silver pit pump was not turned off on night shift and pit water was pumping into the Nevoria T/N dam overnight which caused an overflow. Water has pooled in a cleared area between dam and waste dump (as per Photo) where no vegetation is present.			
What was the actual (or suspected) environmental impact of the non-compliance?			
NOTE – please attach maps or diagrams to provide insight into the precise location of where the non-compliance took place.			
Approximately 20,000 litres of Hypersaline water TDS @ ~200,000mg/L was released, and the water has pooled in a cleared area between dam and waste dump where no vegetation is present.			
			
Cause (or suspected cause) of non-compliance:			
During the night of the 12/9/21, the night shift supervisor did not turn the Silver pit pumps off, which caused the Nevoria Turkey Nest dam to overflow. The supervisor is a new employee and was not aware that the Nevoria Turkey Nest dam water level must be monitored during the night to check the levels.			
Action taken to mitigate any adverse effects of non-compliance and prevent recurrence of the non-compliance:			
Upon initial assessment the below actions have been identified:			
<ol style="list-style-type: none"> 1. Stopping pit water into the Turkeys Nest dam. 2. Repair any erosion damage caused to the dam wall. 3. Review the current system of dewatering induction and ensure that shift supervisors are aware of procedure. 4. Installation of high-water alarm and flashing light. 			
Was this non-compliance previously reported to DWER?			
Yes			



Section E – Details of Non-Compliance with Licence Condition

Please use a separate page for each condition with which the licence holder was non-compliant at a time during the reporting period.

Condition no:	1.2.1 & 1.2.4	Date(s) of non-compliance:	04/10/2021
---------------	---------------	----------------------------	------------

Details of non-compliance:

The Silver pit pump was not turned off on night shift however the processing plant turned off the return water to the plant during the night unbeknown to the Pit and Portal staff. Pit water was pumping into the Nevoria Turkeys Nest dam which caused an overflow.

What was the actual (or suspected) environmental impact of the non-compliance?

NOTE – please attach maps or diagrams to provide insight into the precise location of where the non-compliance took place.

Approximately 10,000 litres of Hypersaline water TDS @ ~200,000mg/L was released, and the water has pooled in a cleared area between dam and waste dump where no vegetation is present.

Cause (or suspected cause) of non-compliance:

During the night of the 03/10/21, the night shift supervisor did not turn the Silver pit pumps off, which caused the Nevoria Turkey Nest dam to overflow. No communication has occurred between the processing plant and the Pit and Portal staff when the processing plant turned off the return water.

Action taken to mitigate any adverse effects of non-compliance and prevent recurrence of the non-compliance:

After the previous incident a flashing light was installed as a warning device as an interim measure until the component for level controls are received and installed to automate the system. Communication on when the process plant stops return water to be conducted to the Pit and Portal staff.

Telemetry to be installed between the Silver Pit pumps, Nevoria Turkeys Nest and Processing Plant.

Was this non-compliance previously reported to DWER?

Yes

Section E – Details of Non-Compliance with Licence Condition

Please use a separate page for each condition with which the licence holder was non-compliant at a time during the reporting period.

Condition no:	1.2.1, 1.2.2	Date(s) of non-compliance:	09/03/2021
---------------	--------------	----------------------------	------------

Details of non-compliance:


A section of decant pond to process plant pipeline at the west side of the TSF 1 & 2, has cracked at the top of pipe, releasing TSF decant water into the designed catchment bund. The pipe returns water from the TSF decant pond to the Processing Plant.

What was the actual (or suspected) environmental impact of the non-compliance?

NOTE – please attach maps or diagrams to provide insight into the precise location of where the non-compliance took place.

The location of the split was fully bunded, capturing the water released from the pipe. It is also within the disturbance footprint of the TSF, adjacent to the access road down the decant pond, where surface water flow would terminate. The location had been holding water at the time of the incident due to heavy rainfall in the days prior. A total volume of the spill is difficult to calculate due to the existing rainwater and the split being on top of the pipe, releasing only a proportion of the pipes throughput. Estimates are of approximately 50 – 100m³.

Samples were taken of the water within the bund, which returned values of 7.45 pH; 64,640 ppm TDS and 0.00 ppm CN. The salinity would equate to approximately half the level of the raw water, so there is some dilution with rainwater, however the lack of residual cyanide shows it was not a significant proportion.






Department of Water and Environmental Regulation

Cause (or suspected cause) of non-compliance:
The cause of the fractured pipeline appears due to a weak point developing on top of the pipeline as it crosses the roadside bund. Periodic use of the pipeline and high temperatures have caused it to repeatedly flatten, creating a weak point where the fracture has occurred.
Action taken to mitigate any adverse effects of non-compliance and prevent recurrence of the non-compliance:
The section of pipeline has been replaced.
Was this non-compliance previously reported to DWER?
<input checked="" type="checkbox"/> Yes

Section F – Declaration

I/We declare that the information in this Annual Audit Compliance Report is true and correct and is not false or misleading in a material particular¹. I/We consent to the Annual Audit Compliance Report being published on the Department of Water and Environmental Regulation's (DWER) website.

Signature ² :		Signature:	
Name: (printed)		Name: (printed)	
Position:		Position:	
Date:	27/11/2021	Date:	
Seal (if signing under seal):			

¹ It is an offence under section 112 of the *Environmental Protection Act 1986* for a person to give information on this form that to their knowledge is false or misleading in a material particular.

² AACRs can only be signed by the licence holder or an authorised person with the legal authority to sign on behalf of the licence holder.